

TEST AND EVALUATION MANAGEMENT GUIDE

NOVEMBER 2001

FOURTH EDITION



**PUBLISHED BY
THE DEFENSE ACQUISITION UNIVERSITY PRESS
FORT BELVOIR, VA 22060-5565**

ACKNOWLEDGMENTS

The cover and graphics were developed with the assistance of Mr. Greg Caruth and Mr. Jim Elmore; the editing was done by Mrs. Kay Sondheimer and Ms. Norene Fagan-Blanch. The formatting was done by Bartlett Communications.

FOREWORD

This book is one of many technical management educational guides written from a Department of Defense (DoD) perspective; i.e., non-Service peculiar. They are intended primarily for use in the courses at the Defense Systems Management College (DSMC), Defense Acquisition University (DAU), and secondarily as a desk reference for program and project management personnel. These guidebooks are written for current and potential acquisition management personnel who are familiar with basic terms and definitions employed in program offices. They are designed to assist government and industry personnel in executing their management responsibilities relative to the acquisition and support of defense systems. They include:

- a. *Acquisition Logistics Guide* (December 1997)
- b. *Systems Engineering Fundamentals* (January 2001)
- c. *Defense Manufacturing Management Guide for Program Managers* (April 1989).

The objective of a well-managed test and evaluation (T&E) program is to provide timely and accurate information. This guide has been developed to assist the acquisition community in obtaining a better understanding of whom the decision makers are, and determining how and when to plan test and evaluation events.

John D. Claxton
Professor
Test and Evaluation Department

CONTENTS

	Page
Acknowledgments	iii
Foreword	v
MODULE I — Management of Test and Evaluation	
Chapter 1 – Importance of Test and Evaluation	
1.1 Introduction	1-1
1.2 Testing as a Risk Management Tool	1-1
1.3 The T&E Contribution at Major Milestones	1-3
1.4 Summary	1-7
Chapter 2 — The Test and Evaluation Process	
2.1 Introduction	2-1
2.2 Defense System Acquisition Process	2-1
2.3 T&E and the Systems Engineering Process	2-3
2.4 Definitions	2-7
2.5 The DoD Test and Evaluation Process	2-9
2.6 Summary	2-10
Chapter 3 — T&E Policy Structure and Oversight Mechanism	
3.1 Introduction	3-1
3.2 The Congress	3-1
3.3 OSD Oversight Structure	3-2
3.4 Service T&E Management Structures	3-5
3.5 The T&E Executive Agent Structure	3-10
3.6 Summary	3-11
Chapter 4 — Program Office Responsibilities for Test and Evaluation	
4.1 Introduction	4-1
4.2 Relationship to the Program Manager	4-1
4.3 Early Program Stages	4-1
4.4 PMO/Contractor Test Management	4-3
4.5 Integrated Product Teams for Test and Evaluation	4-4
4.6 Test Program Funding/Budgeting	4-4

4.7	Technical Reviews, Design Reviews and Audits	4-5
4.8	Contractor Testing	4-5
4.9	Specifications	4-5
4.10	Independent Test and Evaluation Agencies	4-6
4.11	PMO Responsibilities for Operational Test and Evaluation (OT&E)	4-6
4.12	Summary	4-10

Chapter 5 — Test-Related Documentation

5.1	Introduction	5-1
5.2	Requirements Documentation	5-1
5.3	Program Decision Documentation	5-3
5.4	Program Management Documentation	5-4
5.5	Test Program Documentation	5-5
5.6	Other Test-Related Status Reports	5-10
5.7	Summary	5-10

Chapter 6 — Types of Test and Evaluation

6.1	Introduction	6-1
6.2	Development Test and Evaluation (DT&E)	6-1
6.3	Operational Test and Evaluation (OT&E)	6-3
6.4	Multi-Service Test and Evaluation	6-6
6.5	Joint Test and Evaluation	6-6
6.6	Live Fire Testing	6-7
6.7	Nuclear, Biological and Chemical Weapons Testing	6-7
6.8	Nuclear Hardness and Survivability Testing	6-8
6.9	Summary	6-9

MODULE II — Developmental Test and Evaluation

Chapter 7 — Introduction to Development Test and Evaluation

7.1	Introduction	7-1
7.2	DT&E and the System Acquisition Cycle	7-1
7.3	DT&E Responsibilities	7-4
7.4	Test Program Integration	7-6
7.5	Areas of DT&E Focus	7-6
7.6	System Design for Testing	7-8
7.7	Impact of Warranties on T&E	7-8
7.8	DT&E of Limited Procurement Quantity Programs	7-8
7.9	Summary	7-8

Chapter 8 — DT&E Support of Technical Reviews and Milestone Decisions

8.1	Introduction	8-1
8.2	DT&E and the Review Process	8-1
8.3	Configuration Change Control	8-5
8.4	Summary	8-6

Chapter 9 — Combined and Concurrent Testing

9.1	Introduction	9-1
9.2	Combining Development Test and Operational Test	9-1
9.3	Concurrent Testing	9-3
9.4	Advantages and Limitations	9-3
9.5	Summary	9-4

Chapter 10 — Production-Related Testing Activities

10.1	Introduction	10-1
10.2	Production Management	10-1
10.3	Production Readiness Review (PRR)	10-2
10.4	Qualification Testing	10-2
10.5	Transition to Production	10-2
10.6	Low Rate Initial Production (LRIP)	10-4
10.7	Production Acceptance Test and Evaluation (PAT&E)	10-4
10.8	Summary	10-5

MODULE III — Operational Test and Evaluation

Chapter 11 — Introduction to Operational Test and Evaluation

11.1	Introduction	11-1
11.2	Purpose of OT&E	11-1
11.3	Test Participants	11-1
11.4	Types of OT&E	11-2
11.5	Test Planning	11-3
11.6	Test Execution	11-5
11.7	Test Reporting	11-5
11.8	Summary	11-6

Chapter 12 — OT&E to Support Decision Reviews

12.1	Introduction	12-1
12.2	Concept and Technology Development	12-1
12.3	System Development and Demonstration	12-2
12.4	OT&E During Production and Deployment	12-4

12.5	Support	12-4
12.6	Summary	12-5

MODULE IV — Test and Evaluation Planning

Chapter 13 — Evaluation

13.1	Introduction	13-1
13.2	Difference Between “Test” and “Evaluation”	13-1
13.3	The Evaluation Process	13-1
13.4	Issues and Criteria	13-3
13.5	Measures of Effectiveness	13-5
13.6	Evaluation Planning	13-5
13.7	Evaluating Development and Operational Tests	13-6
13.8	Summary	13-8

Chapter 14 — Modeling and Simulation Support to T&E

14.1	Introduction	14-1
14.2	Types of Models and Simulations	14-1
14.3	Validity of Modeling and Simulation	14-2
14.4	Support to Test Design and Planning	14-4
14.5	Support to Test Execution	14-7
14.6	Support to Analysis and Test Reporting	14-8
14.7	Summary	14-8

Chapter 15 — Test Resources

15.1	Introduction	15-1
15.2	Obtaining Test Resources	15-1
15.3	Test Resource Planning	15-4
15.4	Test Resource Funding	15-8
15.5	Summary	15-10

Chapter 16 — Test and Evaluation Master Plan

16.1	Introduction	16-1
16.2	TEMP Development	16-1
16.3	TEMP Format	16-5
16.4	Summary	16-7

MODULE V — Specialized Testing

Chapter 17 — Software Systems Testing

17.1	Introduction	17-1
------	--------------------	------

17.2	Definitions	17-1
17.3	Purpose of Software Test and Evaluation	17-2
17.4	Software Development Process	17-3
17.5	T&E in the Software Life Cycle	17-4
17.6	Summary	17-8
 Chapter 18 — Testing for Vulnerability and Lethality		
18.1	Introduction	18-1
18.2	Live Fire Testing	18-1
18.3	Testing for Nuclear Hardness and Survivability	18-4
18.4	Summary	18-7
 Chapter 19 — Logistics Infrastructure T&E		
19.1	Introduction	19-1
19.2	Planning for Logistics Support System T&E	19-1
19.3	Conducting Logistics Support System T&E	19-4
19.4	Limitations to Logistics Support System T&E	19-7
19.5	Summary	19-7
 Chapter 20 — EC/C⁴ISR Test and Evaluation		
20.1	Introduction	20-1
20.2	Testing EC Systems	20-1
20.3	Testing of C ⁴ ISR Systems	20-4
20.4	Trends in Testing C ⁴ I Systems	20-5
20.5	T&E of Surveillance and Reconnaissance Systems	20-6
20.6	Summary	20-7
 Chapter 21 — Multi-Service Tests		
21.1	Introduction	21-1
21.2	Background	21-1
21.3	Test Program Responsibilities	21-1
21.4	Test Team Structure	21-2
21.5	Test Planning	21-3
21.6	Discrepancy Reporting	21-3
21.7	Test Reporting	21-3
21.8	Summary	21-4
 Chapter 22 — International Test and Evaluation Programs		
22.1	Introduction	22-1

22.2	Foreign Comparative Test Program	22-1
22.3	NATO Comparative Test Program	22-2
22.4	T&E Management in Multinational Programs	22-2
22.5	U.S. and NATO Acquisition Programs	22-3
22.6	Summary	22-4

Chapter 23 — Commercial and Nondevelopment Items

23.1	Introduction	23-1
23.2	Market Investigation and Procurement	23-3
23.3	Commercial Item and NDI Testing	23-3
23.4	Resources and Funding	23-4
23.5	Summary	23-5

Chapter 24 — Testing the Special Cases

24.1	Introduction	24-1
24.2	Testing with Limitations	24-1
24.3	Space-System Testing	24-3
24.4	Operations Security and T&E	24-4
24.5	Advanced Concept Technology Demonstrations	24-5
24.6	Summary	24-5

Chapter 25 — Best Practices in T&E of Weapon Systems

25.1	Introduction	25-1
25.2	Specific Weapon Systems Testing Checklist	25-1

APPENDICES

Appendix A	– Acronyms and Their Meanings	A-1
Appendix B	– DoD Glossary of Test Terminology	B-1
Appendix C	– Test-Related Data Item Descriptions	C-1
Appendix D	– Bibliography	D-1
Appendix E	– Index	E-1
Appendix F	– Points of Contact for Service T&E Courses	F-1

LIST OF FIGURES

Figure 1-1.	The 5000 Model	1-2
Figure 1-2.	Life-Cycle-Cost Decision Impact and Expenditure	1-3
Figure 2-1.	Testing and the Acquisition Process	2-2
Figure 2-2.	The Systems Engineering Process	2-4

Figure 2-3.	Systems Engineering and Test and Evaluation	2-6
Figure 2-4.	Design Reviews	2-8
Figure 2-5.	DoD Test and Evaluation Process	2-9
Figure 3-1.	DoD Test and Evaluation Organization	3-3
Figure 3-2.	Army T&E Organization	3-5
Figure 3-3.	Navy T&E Organization	3-7
Figure 3-4.	Air Force T&E Organization	3-9
Figure 3-5.	T&E Executive Agent Structure	3-10
Figure 4-1.	Lessons Learned from OT&E for the PM	4-6
Figure 5-1.	Test-Related Documentation	5-2
Figure 5-2.	Requirements Definition Process	5-3
Figure 5-3.	Test Program Documentation	5-6
Figure 6-1.	Testing During Acquisition	6-2
Figure 6-2.	Sample Hierarchy of Questions Addressed in Operational Test and Evaluation	6-5
Figure 7-1.	Contractor's Integrated Test Requirements	7-2
Figure 7-2.	Design for Testing Procedures	7-9
Figure 8-1.	Relationship of DT&E to the Acquisition Process	8-1
Figure 8-2.	Specifications Summary	8-3
Figure 11-1.	Organizational Breakdown of the I-81mm Mortar Operational Test Directorate	11-6
Figure 12-1.	OT&E Related to the Milestone Process	12-2
Figure 12-2.	Sources of Data	12-3
Figure 13-1.	Functional Block Diagram of the Evaluation Process	13-3
Figure 13-2.	Dendritic Approach to Test and Evaluation	13-7
Figure 14-1.	The Simulation Spectrum	14-3
Figure 14-2.	Values of Selected Criteria Conducive to Modeling and Simulation	14-3
Figure 14-3.	Modeling and Simulation Application in Test and Evaluation	14-4
Figure 14-4.	STEP Process	14-6
Figure 15-1.	DoD Major Range and Test Facility Base	15-3
Figure 17-1.	The Error Avalanche	17-3
Figure 17-2.	System Development Process	17-4
Figure 17-3.	Spiral Model for AIS Development Process	17-5
Figure 18-1.	Live Fire Test and Evaluation Planning Guide	18-3
Figure 19-1.	Logistics Supportability Objectives in the T&E Program	19-3
Figure 20-1.	Integrated EC Testing Approach	20-2
Figure 20-2.	EC Test Process Concept	20-3

Figure 20-3.	EC Test Resource Categories	20-4
Figure 20-4.	The Evolutionary Acquisition Process	20-6
Figure 21-1.	Simple Multi-Service OT&E Test Team Composition	21-2
Figure 23-1.	The Spectrum of Acquisition Strategies	23-1

LIST OF TABLES

Table 5-1.	Sample Test Plan Contents	5-8
Table 6-1.	Differences Between DT&E and IOT&E	6-4
Table 8-1.	Technical Reviews and Audits	8-2
Table 9-1.	Combined vs. Concurrent Testing: Advantages and Limitations	9-2
Table 10-1.	PRR Guidelines Checklist	10-3
Table 13-1.	Sample Evaluation Plan	13-2
Table 15-1.	TEMP Test Resource Summary Section	15-5
Table 16-1.	Test and Evaluation Master Plan Format	16-6
Table 18-1.	Relationships Between Key Concepts	18-1
Table 18-2.	Types of Live Fire Testing	18-2
Table 18-3.	Nuclear Hardness and Survivability Assessment Activities	18-6

I

MODULE

MANAGEMENT OF TEST AND EVALUATION

Test and Evaluation is a management tool and an integral part of the development process. This module will address the policy structure and oversight mechanisms in place for test and evaluation.

1

IMPORTANCE OF TEST AND EVALUATION

1.1 INTRODUCTION

The test and evaluation (T&E) process is an integral part of the systems engineering process which identifies levels of performance and assists the developer in correcting deficiencies. It is also a significant element in the decision-making process, providing data supportive of trade-off analysis, risk reduction and requirements refinement. Programmatic decisions on system performance maturity and readiness to advance to the next phase of development take into consideration demonstrated performance.

The issue of paramount importance to the Servicemember user is system performance; i.e., will it fulfill the mission. The test and evaluation process provides data to tell the user how well the system is performing during development and if it is ready for fielding. The program manager must balance the risks of cost, schedule and performance to keep the program on track to production and fielding. The responsibility of decision-making authorities centers on assessing risk tradeoffs.

In October 2000, the acquisition process guidance was changed with the issuance of an updated 5000 series. Existing programs at Milestone II and beyond will continue under the old guidance. Those programs not yet Milestone I (program initiation) will use the new guidance. The Milestone Decision Authority may elect to change this requirement. This chapter describes how test and evaluation functions as a risk management tool. It also addresses the contribution T&E makes by providing empirical data before each milestone review.

1.2 TESTING AS A RISK MANAGEMENT TOOL

Correcting defects in weapons has been estimated to add from 10-30 percent to the cost of each item (Reference 107). Such costly redesign and modification efforts can be reduced if carefully planned and executed test and evaluation programs are used to detect and fix system deficiencies sufficiently early in the acquisition process (Figure 1-1). Fixes instituted during early work efforts (System Integration) in the System Development and Demonstration (SDD) Phase cost significantly less than those required in later System Demonstration after the critical design review when most design decisions have been made.

Test and evaluation results figure prominently in the decisions reached at design and milestone reviews. However, the fact that T&E results are required at major decision points does not presuppose that T&E results must always be favorable. The final decision responsibility lies with the decision maker who must examine the critical issues and weigh the facts. Only the decision maker can determine the weight and importance that is to be attributed to a system's diverse capabilities and shortcomings and the degree of risk that can be willingly accepted. The decision-making authority will be unable to make this judgment without a solid base of information provided by T&E. Figure 1-2 illustrates the life-cycle cost of the system and how decisions impact program expenditures.

A Defense Science Board 1983 Task Force focused on the reduction of risk in program acquisition (Reference 42). This group made the following observations:

THE 5000 MODEL

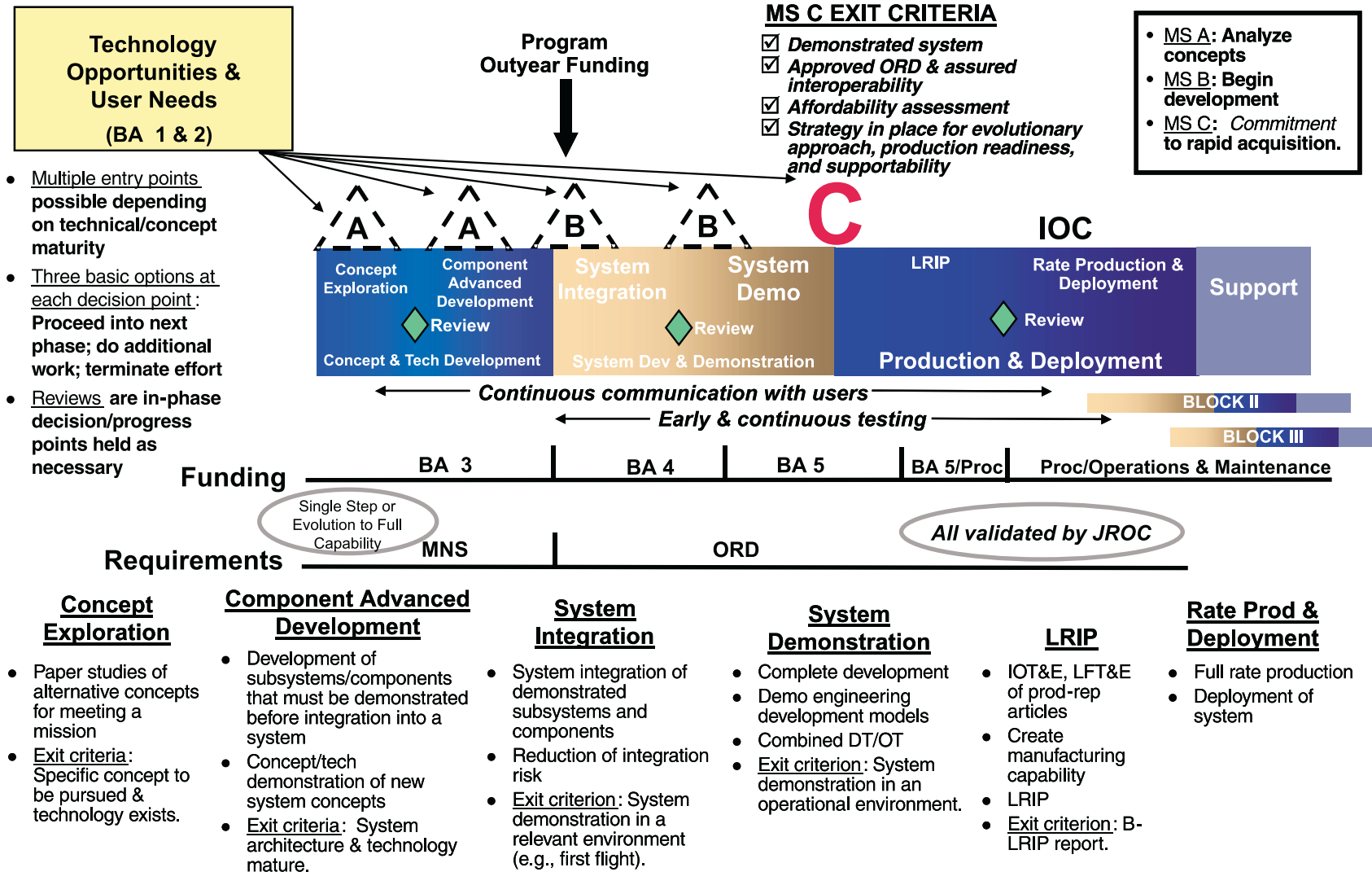


Figure 1-1. The 5000 Model

- A poorly-designed product cannot be properly tested or produced;
- Control techniques needed to successfully complete the design, test and production of an item dictate the management system required;
- The industrial process of weapon system acquisition demands a better understanding and implementation of basic engineering and manufacturing disciplines;
- The industrial process is focused on the design, test and production of a product;
- The design, test and production processes are a continuum of interdependent disciplines. Failure to perform well in one area will result in failure to do well in all areas. When this happens, as it does too often, a high-risk program results with equipment fielded later and at far greater cost than planned.

The Task Force developed a set of templates for use in establishing and maintaining low-risk programs. Each template describes an area of risk and then specifies technical methods for reducing that risk. Program managers and test managers may wish to consult these templates for guidance in reducing the risks frequently associated with test programs. Sample risk management templates were published as DoD 4245.7-M, "Transition from Development to Production."

1.3 THE T&E CONTRIBUTION AT MAJOR MILESTONES

Test and evaluation progress is monitored by the Office of the Secretary of Defense (OSD) throughout the acquisition process. OSD oversight extends to major defense acquisition programs or designated acquisitions. Test and evaluation officials within OSD render independent assessments to the Defense Acquisition Board, the Defense Acquisition Executive, and the Secretary of Defense at each system

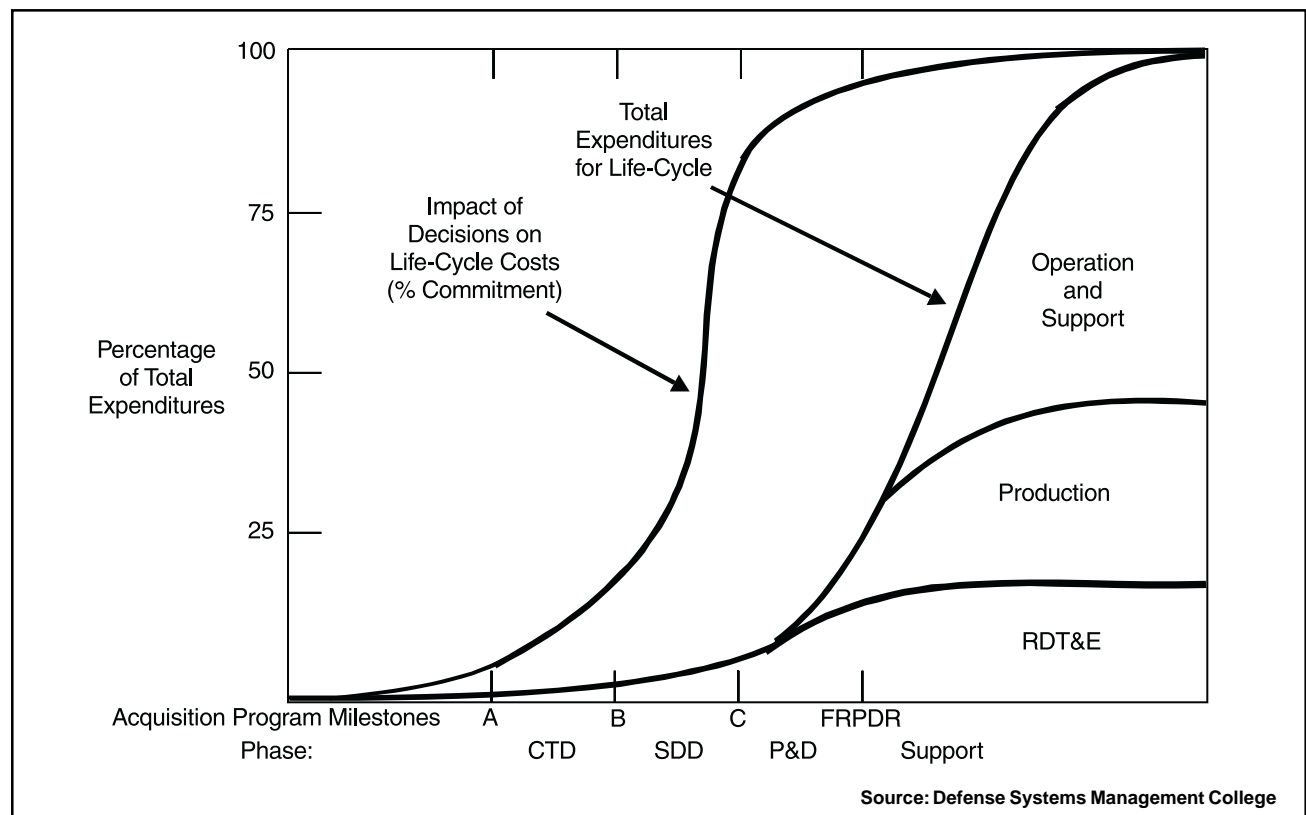


Figure 1-2. Life-Cycle-Cost Decision Impact and Expenditures

milestone review. These assessments are based on the following T&E information:

- The Test and Evaluation Master Plan (TEMP) and more detailed supporting documents developed by responsible Service activities;
- Service test agency reports and briefings;
- Test and evaluation, modeling and simulation, and data from other sources such as Service program managers, laboratories, industry developers, studies and analyses.

At Milestone B, the OSD T&E assessments reflect an evaluation of system concepts and alternatives using early performance parameter objectives and thresholds found in an approved preliminary TEMP. At Milestone C, assessments include an evaluation of previously established test plans and test results. At the Full Rate Production Decision Review, assessments include consideration of the operational effectiveness and suitability evaluations of weapon systems.

A primary contribution made by T&E is the detection and reporting of deficiencies that may adversely impact the performance capability or availability/supportability of a system. A deficiency reporting process is used throughout the acquisition process to report, evaluate and track system deficiencies and to provide the impetus for corrective actions.

1.3.1 T&E Contributions Prior to Milestone B

During the Concept and Technology Development Phase prior to Milestone B, laboratory testing and modeling and simulations are conducted by the contractors and the development agency to demonstrate and assess the capabilities of key subsystems and components. The test and simulation designs are based on the operational needs documented in the Mission Need Statement and draft Operational Requirements Document. Studies, analyses, simulation and test data are used by the development agency

to explore and evaluate alternative concepts proposed to satisfy the user's needs.

Also during this period, the operational test agency (OTA) monitors concept exploration activities to gather information for future T&E planning and to provide effectiveness and suitability input desired by the program manager. The OTA also conducts early operational assessments, as feasible, to assess the operational impact of candidate technical approaches and to assist in selecting preferred alternative system concepts.

Toward the end of the phase, the development agency prepares the development test and evaluation (DT&E) end of the phase report. This report records and presents T&E results of system design(s) engineering and performance evaluations. The operational test agency may also provide an early operational assessment. This information is incorporated into the Program Manager's Status Briefing and key documents that form the basis for the Milestone B decision to proceed to the next phase.

1.3.2 T&E Contributions Prior to Milestone C

During the System Development and Demonstration Phase, concepts approved for prototyping form the baseline used for detailed test planning. The design is matured into an engineering development model which is tested in its intended environment prior to Milestone C.

In Systems Integration the development agency conducts development test and evaluation to assist with engineering design, system development, risk identification and to evaluate the contractor's ability to attain desired technical performance in system specifications and achieve program objectives. The DT&E includes T&E of components, subsystems and prototype development models. Test and evaluation of functional compatibility, interoperability and integration with fielded and developing equipment and systems is also included. During this phase of

testing, adequate DT&E is accomplished to ensure engineering is reasonably complete (including survivability/vulnerability, compatibility, transportability, interoperability, reliability, maintainability, safety, human factors, and logistic supportability). Also, this phase confirms that all significant design problems have been identified and solutions to these problems are in hand.

The Service operational test and evaluation (OT&E) agency conducts Early Operational Assessments (EOA) to estimate the system's potential to be operationally effective and suitable; identifies needed modifications; and provides information on tactics, doctrine, organization and personnel requirements. The early OT&E program is accomplished in an environment containing limited operational realism. Typical operational and support personnel are used to obtain early estimates of the user's capability to operate and maintain the system. Some of the most important products of user assessments of system maintainability and supportability are human factors and safety issues.

In Systems Demonstration, the objective is to design, fabricate and test a preproduction system that closely approximates the final product. Test and evaluation activities of the engineering development model (EDM) during this period yield much useful information. For example, data obtained during EDM test and evaluation can be used to assist in evaluating the system's maintenance training requirements and the proposed training program. Test results generated during EDM test and evaluation also support the user in refining and updating employment doctrine and tactics.

During System Demonstration, test and evaluation is conducted to satisfy the following objectives:

- (1) As specified in program documents, assess the critical technical issues:
 - (a) Determine how well the development contract specifications have been met;

- (b) Identify system technical deficiencies and focus on areas for corrective actions;
 - (c) Determine whether the system is compatible, interoperable, and can be integrated with existing and planned equipment or systems;
 - (d) Estimate the reliability, maintainability and availability of the system after it is deployed;
 - (e) Determine whether the system is safe; ready for Low Rate Initial Production (LRIP);
 - (f) Evaluate effects on performance of any configuration changes caused by correcting deficiencies, modifications or product improvements;
 - (g) Assess human factors and identify limiting factors;
- (2) Assess the technical risk and evaluate the tradeoffs among specifications, operational requirements, life-cycle costs and schedules;
 - (3) Assess the survivability, vulnerability and logistic supportability of the system;
 - (4) Verify the accuracy and completeness of the technical documentation developed to maintain and operate the weapons system;
 - (5) Gather information for training programs and technical training materials needed to support the weapon system;
 - (6) Provide information on environmental issues for use in preparing environmental impact assessments;
 - (7) Determine system performance limitations and safe operating parameters;

Thus, T&E activities intensify during this phase and make significant contributions to the overall acquisition decision process.

The development agency prepares a phase report on the results of DT&E for review by the Service headquarters and the Service acquisition review council prior to system acquisition review by the Department of Defense (DoD). The report includes the results of testing and supporting information, conclusions and recommendations for further engineering development. At the same time, the OT&E agency prepares an independent Operational Assessment (OA), which contains estimates of the system's potential operational effectiveness and suitability. The OA provide a permanent record of OT&E events, an audit trail of OT&E data, test results, conclusions and recommendations. This information is used to prepare for Milestone C and supports a recommendation of whether the system studied should proceed into LRIP.

1.3.3 T&E Contributions Prior to Full Rate Production Decision Review (FRPDR)

The developing agency transitions the final design to low rate initial production while fixing and verifying any technical problems discovered during the final testing of the EDM in its intended environment. The maturity of the hardware and software configurations and logistics support system available from LRIP are assessed when the developing agency considers certifying the system's readiness for Initial Operational Test and Evaluation (IOT&E).

Initial Operational Test and Evaluation is conducted prior to the production decision at FRPDR to:

- (1) Estimate the operational effectiveness and suitability of the system;
- (2) Identify operational deficiencies;
- (3) Evaluate changes in production configuration;

- (4) Provide information for developing and refining logistics support requirements for the system and training, tactics, techniques and doctrine;
- (5) Provide information to refine operation and support (O&S) cost estimates and identify system characteristics or deficiencies that can significantly impact O&S costs;
- (6) Determine whether the technical publications and support equipment are adequate; in the operational environment.

Before the IOT&E, the developer should have obtained the Joint Interoperability Test Command's certification of interoperability for the system components. In parallel with IOT&E, Live Fire Test and Evaluation (LFT&E) is used to evaluate vulnerability or lethality of a weapon system as appropriate and as required by law.

1.3.4 T&E Contributions After the Full Rate Production Decision

After FRPDR, when the full rate production decision is normally made, T&E activities continue to provide important insights. Tests described in the TEMP but not conducted during earlier phases are completed. The residual DT&E may include extreme weather testing and testing corrected deficiencies. System elements are integrated into the final operational configuration, and development testing is completed when all system performance requirements are met. During full rate production, government representatives normally monitor or conduct the production acceptance test and evaluation (PAT&E). Each system is verified by PAT&E for compliance with the requirements and specifications of the contract.

Post-production testing requirements may result from an acquisition strategy calling for block changes to accommodate accumulated engineering changes or the application of preplanned product improvements (P³I). This will allow parallel development of high-risk technology and modular insertion of

system upgrades into production equipment. Technology breakthroughs and significant threat changes may require system modifications. The development of the modifications will require development testing; and, if system performance is significantly changed, operational testing may be appropriate.

Operational T&E activities continue after the full rate production decision in the form of Follow-on Operational Test and Evaluation (FOT&E). The initial phase of FOT&E may be conducted by either the OT&E agency or user commands, depending on Service directives. It verifies the operational effectiveness and suitability of the production system, determines if deficiencies identified during the IOT&E have been corrected, and evaluates performance areas not tested during IOT&E. Additional FOT&E may be conducted over the life of the system to refine doctrine, tactics, techniques and training programs and evaluate future modifications and upgrades.

The OT&E agency prepares a final report at the conclusion of each FOT&E. This report records test results, describes the evaluation accomplished to satisfy critical issues and objectives established for FOT&E and documents its assessment of deficiencies resolved after SDD. Deficiencies that are not corrected are recorded.

A final report on FOT&E may also be prepared by the using command test team emphasizing the operational utility of the system when operated, maintained and supported by operational personnel using the concepts specified for the system. Specific attention is devoted to the following:

- (1) The degree to which the system accomplishes its missions when employed by operational personnel in a realistic scenario with the appropriate organization, doctrine, threat (including countermeasures and nuclear threats), environment, and tactics and techniques developed during earlier FOT&E;
- (2) The degree to which the system can be placed in operational field use, with specific evaluations of availability, compatibility, transportability, interoperability, reliability, wartime usage rates, maintainability, safety, human factors, manpower supportability, logistics supportability and training requirements;
- (3) The conditions under which the system was tested including the natural weather and climatic conditions, terrain effects, battlefield disturbances and enemy threat conditions;
- (4) The ability of the system to perform its required functions for the duration of a specified mission profile;
- (5) System weaknesses such as the vulnerability of the system to exploitation by countermeasures techniques and the practicality and probability of an adversary exploiting the susceptibility of a system in combat.

A specific evaluation of the personnel and logistics changes needed for the effective integration of the system into the user's inventory is also made. These assessments provide essential input for the later acquisition phases of the system development cycle.

1.4 SUMMARY

"Risk management is the means by which the program areas of vulnerability and concern are identified and managed." (Reference 20). Test and evaluation is the discipline that helps to illuminate those areas of vulnerability. The importance of T&E in the acquisition process is summarized well in a December 1986 report produced by the General Accounting Office (NSIAD 87-57). While the following remarks focus on OT&E, they also serve to underscore the importance of the T&E process as a whole:

OT&E is the primary means of assessing weapon system performance. OT&E results are important in making key decisions in the

acquisition process, especially the decision to proceed from development to production. OT&E results provide an indication of how well new systems will work and can be invaluable in identifying ineffective or unreliable systems before they are produced.

Starting production before adequate OT&E is completed has some risks. If adequate, OT&E is not done and the weapon system does not perform satisfactorily in the field, significant

changes may be required. Moreover, the changes will not be limited to a few developmental models, but may also be applied to items already produced and deployed. In extreme situations, DoD also risks (1) deploying systems, which cannot adequately perform significant portions of their missions, thus degrading our deterrent/defensive capabilities and (2) endangering the safety of military personnel who operate and maintain the systems.

2

THE TEST AND EVALUATION PROCESS

2.1 INTRODUCTION

The fundamental purpose of test and evaluation (T&E) in a defense system's development and acquisition program is to identify the areas of risk to be reduced or eliminated. During the early phases of development, T&E is conducted to demonstrate the feasibility of conceptual approaches, evaluate design risk, identify design alternatives, compare and analyze tradeoffs, and estimate satisfaction of operational requirements. As a system undergoes design and development, the iterative process of testing moves gradually from development test and evaluation (DT&E), which is concerned chiefly with attainment of engineering design goals, to operational test and evaluation (OT&E), which focuses on questions of operational effectiveness, suitability and survivability. Although there are usually separate development and operational test events, DT&E and OT&E are not necessarily serial phases in the evolution of a weapon system development. Combined or concurrent development test and operational test is encouraged when appropriate (possible cost/time savings) (Reference 16).

Test and evaluation has its origins in the testing of hardware. This tradition is heavily embedded in its vocabulary and procedures. The advent of software-intensive systems has brought new challenges to testing and new approaches are discussed in Chapter 17 of this management guide. Remaining constant throughout the T&E process, whether testing hardware or software, is the need for thorough, logical, systematic and early test planning including feedback of well-documented and unbiased T&E results to system developers, users and decision makers.

Test and evaluation has many useful functions and provides information to many customers. The T&E gives information to: developers for identifying and resolving technical difficulties; decision makers responsible for procuring a new system and for the best use of limited resources; and to operational users for refining requirements and supporting development of effective tactics, doctrine and procedures.

2.2 DEFENSE SYSTEM ACQUISITION PROCESS

The defense system acquisition process was revised significantly in 2000 to make it less costly, less time-consuming, and more responsive to the needs of the user community. As it is now structured, the defense system life cycle consists of the following four phases:

- (1) Concept and Technical Development,
- (2) System Development and Demonstration,
- (3) Production and Deployment, and
- (4) Operations and Support.

As Figure 2-1 shows, these phases are separated by key decision points when a Milestone Decision Authority (MDA) reviews a program and authorizes advancement to the next phase in the cycle. Thus T&E planning and test results play an important part in the milestone review process.

The following brief description of the defense system acquisition process shows how T&E fits within the context of the larger process. The

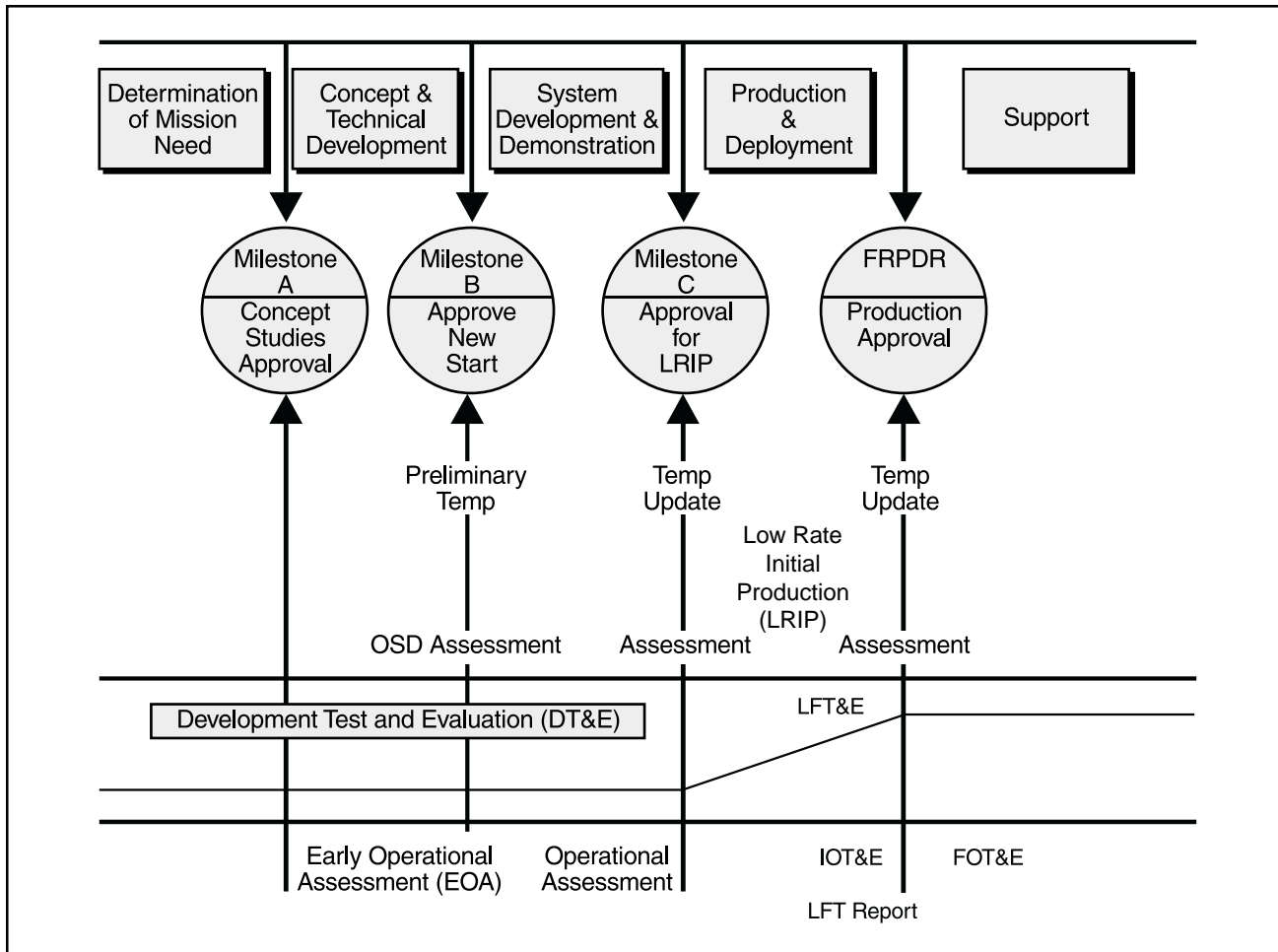


Figure 2-1. Testing and the Acquisition Process

description is based primarily upon information found in Department of Defense (DoD) 5000.2-R.

2.2.1 Concept and Technical Development

The defense system acquisition process begins with the submission of a Mission Need Statement. A Concept and Technical Development Phase follows the Milestone A decision during which alternative approaches for satisfying the user's needs are investigated. Shortly after the milestone decision an integrated team develops the evaluation strategy for future transition into a Test and Evaluation Master Plan (TEMP). The Concept Exploration work effort concludes with a Decision Review to evaluate the selection of a concept or concepts to enter either Component Advanced Development to further mature the technology, or the evaluation may

determine the program is ready to advance to a Milestone B. Key documents for the Milestone B review are the Acquisition Decision Memorandum (ADM) (exit criteria), Operational Requirements Document (ORD), Acquisition Strategy, System Threat Assessment (STA), and the TEMP. Additional program management documents prepared before Milestone B include: the Analysis of Alternatives (AOA), Independent Cost Estimate, and Concept Baseline version of the Acquisition Program Baseline (APB), which summarizes the weapon's functional specifications, performance parameters, and cost and schedule objectives.

The program office for major programs must give consideration to requesting a waiver for full-up system-level Live Fire Testing and identification of Low Rate Initial Production (LRIP) quantities

for Initial Operational Test and Evaluation (IOT&E).

2.2.2 System Development and Demonstration

The Milestone B decision establishes broad objectives for program cost, schedule, and technical performance. After the Milestone B decision for a program start, the System Integration work effort begins, during which selected concepts (typically brassboard or early prototype) are refined through engineering and analysis. This work effort ends when the integration of the system has been demonstrated in a relevant environment using prototypes. The Interim Progress Review decision evaluates readiness to either enter into System Demonstration or make a change to the acquisition strategy. The System Demonstration work effort advances the design to an engineering development model that is evaluated for readiness to enter LRIP.

Preparation for the Milestone C decision establishes more refined cost, schedule, and performance objectives and thresholds. Documents interesting to the T&E manager at the time of the Milestone II review include the ADM (exit criteria), updated TEMP, updated STA, AOA, updated ORD, Development Baseline, development testing report and the Operational Assessment.

2.2.3 Production and Deployment

During the LRIP work effort, the selected system design and its principal items of support are fabricated as production configuration models. Test articles normally are subjected to qualification testing, full-up Live Fire Testing and IOT&E. This work effort ends with the Full Rate Production decision to enter full-rate production and deployment of the system for Initial Operational Capability (IOC).

Key documents for the T&E manager at the time of the Full Rate Production Decision Review are the updated TEMP, development testing report, the Service IOT&E report, and Live Fire Test Report. For ACAT (Acquisition Category) I and designated

oversight programs, the Director of OT&E (DOT&E) is required by law to document his assessment of the adequacy of IOT&E and the reported operational effectiveness and suitability of the system. This is done in the Beyond LRIP (BLRIP) Report. Also mandated by law is the requirement for the DOT&E to submit the Live Fire Test Report prior to the program proceeding beyond LRIP. These DOT&E Reports may be submitted as a single assessment.

2.2.4 Operations and Support

The production continues at full rate allowing continued deployment of the system to operating locations and achievement of Full Operational Capability (FOC). This phase may include major modifications to the production configuration, block upgrades and related Follow-on Operational T&E. Approval for major modifications should identify the actions and resources needed to achieve and maintain operational readiness and support objectives. The high cost of changes may require initiation of the modification as a new program. To determine whether major upgrades/modifications are necessary or deficiencies warrant consideration of replacement, the MDA may review the impact of proposed changes on system operational effectiveness, suitability and readiness.

2.3 T&E AND THE SYSTEMS ENGINEERING PROCESS

In the early 1970s, DoD test policy became more formalized and placed greater emphasis on T&E as a continuing function throughout the acquisition cycle. These policies stressed the use of T&E to reduce acquisition risk and provide early and continuing estimates of system operational effectiveness and operational suitability. To meet these objectives, appropriate test activities had to be fully integrated into the overall development process. From a systems engineering perspective, test planning, testing, and analysis of test results are integral parts of the basic product definition process.

Systems engineering has been defined in the DoD context: Systems engineering is an interdisciplinary approach to evolve and verify an integrated and optimally balanced set of product and process designs that satisfy user needs and provide information for management decision making (Figure 2-2).

A system's life cycle begins with the user's needs, which are expressed as constraints, and the required capabilities needed to satisfy mission objectives. Systems engineering is essential in the earliest planning period, in conceiving the system concept and defining performance requirements for system elements. As the detailed design is prepared, systems engineers ensure balanced influence of all required design specialties, including "testability." They resolve interface problems, perform design reviews, perform trade-off analyses, and assist in verifying performance.

The days when one or two individuals could design a complex system, especially a huge, modern-age weapon system, are in the past. Now systems are too complex for a small number of generalists to accommodate; they require too much in-depth knowledge over a broad range of areas and technical disciplines. System engineers coordinate the many specialized engineers involved in the concurrent engineering process through integrated product and process development. Integrated Product Teams (IPT) are responsible for the integration of the components into a system.

Through interdisciplinary integration, a systems engineer manages the progress of product definition from system level to configuration-item level, detailed level, deficiency correction, and modifications/product improvements. Test results provide feedback to analyze the design progress toward

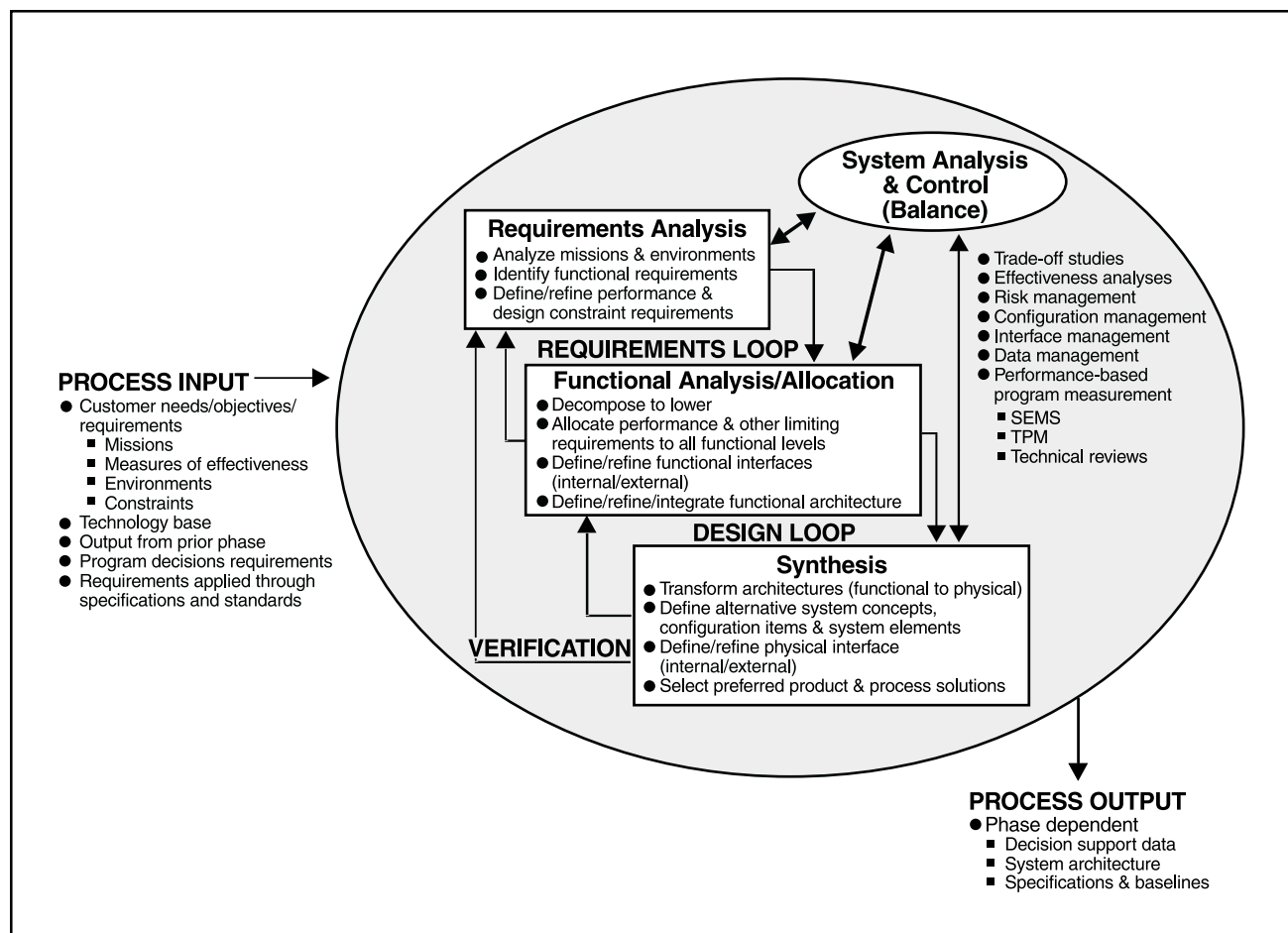


Figure 2-2. The Systems Engineering Process

performance goals. Tools of systems engineering include design reviews, configuration management, simulation, technical performance measurement, trade-off analysis, and specifications.

What happens during systems engineering? The process determines what specialists are required, what segments and non-developmental items are used, design performance limits, trade-off criteria, how to test, when to test, how to document (specifications), and what management controls to apply (technical performance measurement and design reviews).

Development testing (DT) and operational testing (OT) support the technical reviews by providing feedback to the systems engineering process. More information on the reviews is contained in Chapter 8.

2.3.1 The Systems Engineering Process

The systems engineering process is the iterative logical sequence of analysis, design, and test and decision activities that transforms an operational need into the descriptions required for production and fielding of all operational and support system elements. This process consists of four activities. They include requirements analysis, functional analysis and allocation, synthesis, and verification of performance (test and evaluation) which support decisions on tradeoffs and formalize the description of system elements.

The requirements analysis activity is a process used by the program office, in concert with the user, to establish and refine operational and design requirements that result in the proper balance between performance and cost within affordability constraints. Requirements analysis shall be conducted iteratively with functional analysis/allocation to develop and refine system level functional and performance requirements, external interfaces, and provide traceability among user requirements and design requirements.

The functional analysis activity identifies what the system, component or part must do. It normally

works from the top downward ensuring requirements traceability and examining alternative concepts. This is done without assuming how functions will be accomplished. The product is a series of alternative Functional Flow Block Diagrams (FFBD). A functional analysis can be applied at every level of development. At the system level, it may be a contractor or Service effort. During the Concept and Technology Development phase, developmental testers assist the functional analysis activity to help determine what each component's role will be as part of the system being developed. Performance requirements are allocated to system components.

The synthesis activity involves invention — conceiving ways to do each FFBD task — to answer the “how” question. Next, the physical interfaces implied by the “how” answers, are carefully identified (topological or temporal). The answers must reflect all technology selection factors. Synthesis tools include Requirements Allocation Sheets (RAS), which translate functional statements into design requirements and permit a long and complex interactive invention process with control, visibility and requirements traceability. Developmental testers conduct prototype testing to determine how the components will perform assigned functions to assist this synthesis activity.

The verification and decision activity allows tradeoff of alternative approaches to “how.” This activity is conducted in accordance with decision criteria set by higher-level technical requirements for such things as life-cycle costs, effectiveness, reliability, availability, maintainability, risk limits, schedule, etc. It is repeated at each level of development. The verification and decision activity is assisted by developmental testers during the later System Development and Demonstration phase when competitive testing between alternative approaches is performed.

The final activity is a description of system elements. Developing as the result of previous activities and as the final system design is determined, this activity

takes form when specifications are verified through testing and when reviewed in the Physical Configuration and Functional Configuration Audits. Operational testers may assist in this activity. They conduct operational testing of the test items/systems to help determine the personnel, equipment, facilities, software and technical data requirements of the new system when used by typical military personnel. Figure 2-3, Systems Engineering and Test and Evaluation, depicts the activities and their interactions.

2.3.2 Technical Management Planning

The technical management planning incorporates top-level management planning for the integration of all system design activities. Its purpose is to develop the organizational mechanisms for direction and control, and identify personnel for the attainment of cost, performance and schedule objectives. Planning defines and describes the type

and degree of system engineering management, the systems engineering process, and the integration of related engineering programs. The design evolution process forms the basis for comprehensive test and evaluation planning.

The TEMP must be consistent with technical management planning. The testing program outlined in the TEMP must provide the technical performance measurements data required for all design decision points, audits and reviews that are a part of the systems engineering process. The configuration management process controls the baseline for the test programs and incorporates design modifications to the baseline determined to be necessary by T&E.

The TEMP and technical management planning must be traceable to each other. The system description in the TEMP must be traceable to systems

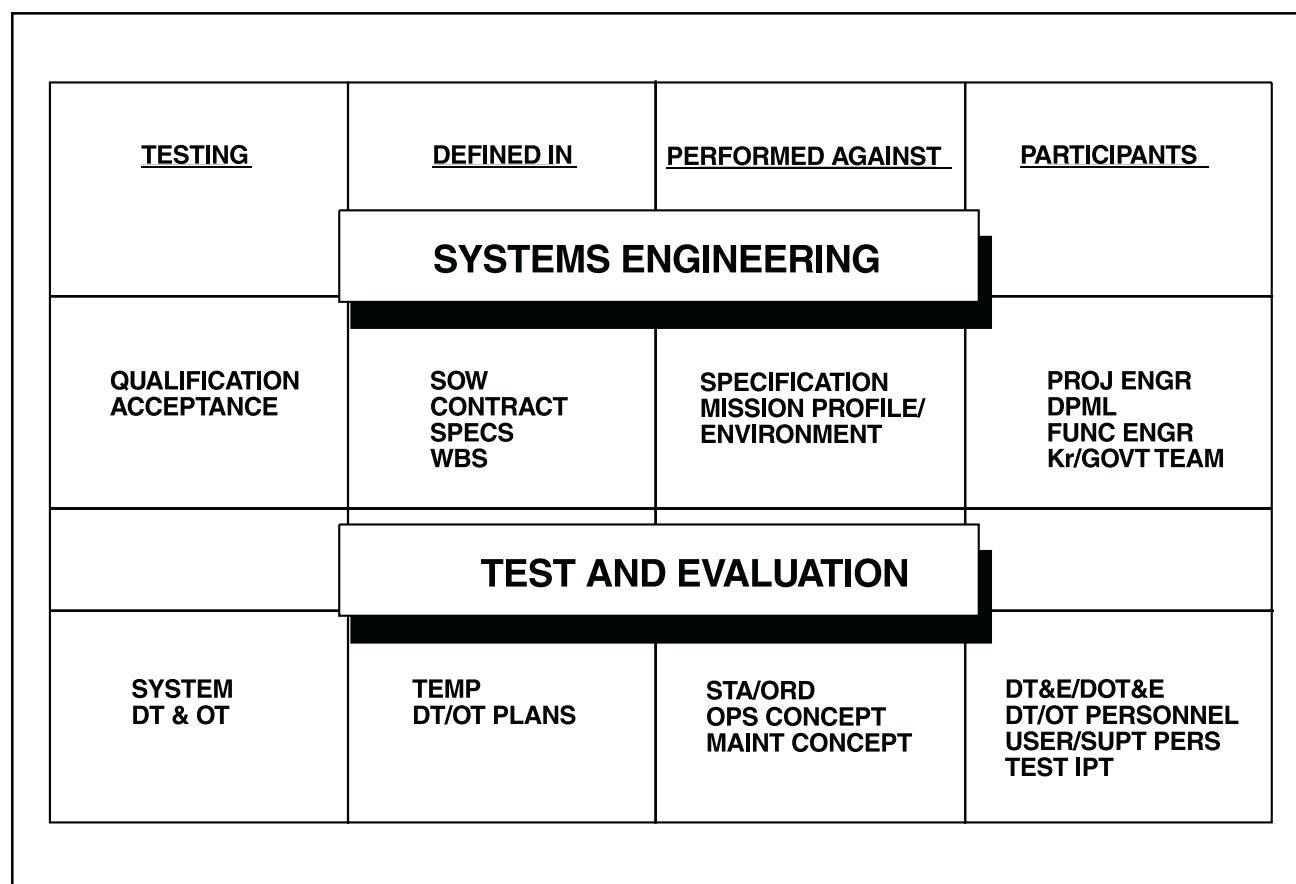


Figure 2-3. Systems Engineering and Test and Evaluation

engineering documentation such as the FFBDs, the RASs, and the Test Requirements Sheets (TRSs). Key functions and interfaces of the system with other systems must be described and correlated with the systems engineering documentation and the system specification. Technical thresholds and objectives include specific performance requirements that become test planning limits. They must be traceable through the planned systems engineering documentation and can be correlated to the content of the Technical Performance Measurement (TPM) Program. For example, failure criteria for reliability thresholds during OT&E testing must be delineated and agreed upon by the program manager and the operational test director and reflected in the TEMP.

2.3.3 Technical Performance Measurement

TPM identifies critical technical parameters that are at a higher level of risk during design. It tracks evaluation and test data, makes predictions about whether the parameter can achieve final technical success within the allocated resources, and assists in managing the technical program.

The TPM Program is an integral part of the T&E program. The TPM is defined as product design assessment and forms the backbone of the development testing program. It estimates, through engineering analyses and tests, the values of essential performance parameters of the current program design. It serves as a major input in the continuous overall evaluation of operational effectiveness and suitability. Design reviews are conducted to measure the systems engineering progress. For more information, see Chapter 8. Figure 2-4 depicts the technical reviews that usually take place during the systems engineering process and the related specification documents.

2.3.4 System Baselining and T&E

The systems engineering process establishes phase baselines throughout the acquisition cycle. These baselines (functional, allocated, product) can be

modified with the results of engineering and testing. The testing used to prove the technical baselines is rarely the same as the operational testing of requirements.

Related to the baseline is the process of configuration management. Configuration management benefits the test and evaluation community in two ways. Through configuration management, the baseline to be used for testing is determined. Also, changes that occur to the baseline as a result of testing and design reviews are incorporated into the test article before the new phase of testing (to prevent retest of a bad design).

2.4 DEFINITIONS

Test and evaluation is the deliberate and rational generation of performance data, which concerns the nature of the emerging system and the transformation of data into information useful to the technical and managerial personnel controlling its development. In the broad sense, T&E may be defined as all physical testing, modeling, simulation, experimentation and related analyses performed during research, development, introduction and employment of a weapon system or subsystem. *The Glossary: Defense Acquisition Acronyms and Terms*, produced by the Defense Acquisition University defines “Test” and “Test and Evaluation” as follows:

A “test” is any program or procedure which is designed to obtain, verify, or provide data for the evaluation of: research and development (other than laboratory experiments); progress in accomplishing development objectives; or performance and operational capability of systems, subsystems, components, and equipment items.

“Test and Evaluation” is the process by which a system or components provide information regarding risk and risk mitigation and empirical data to validate models and simulations. T&E permit, as assessment of the attainment of technical performance, specifications and system maturity to determine whether systems are operationally effective,

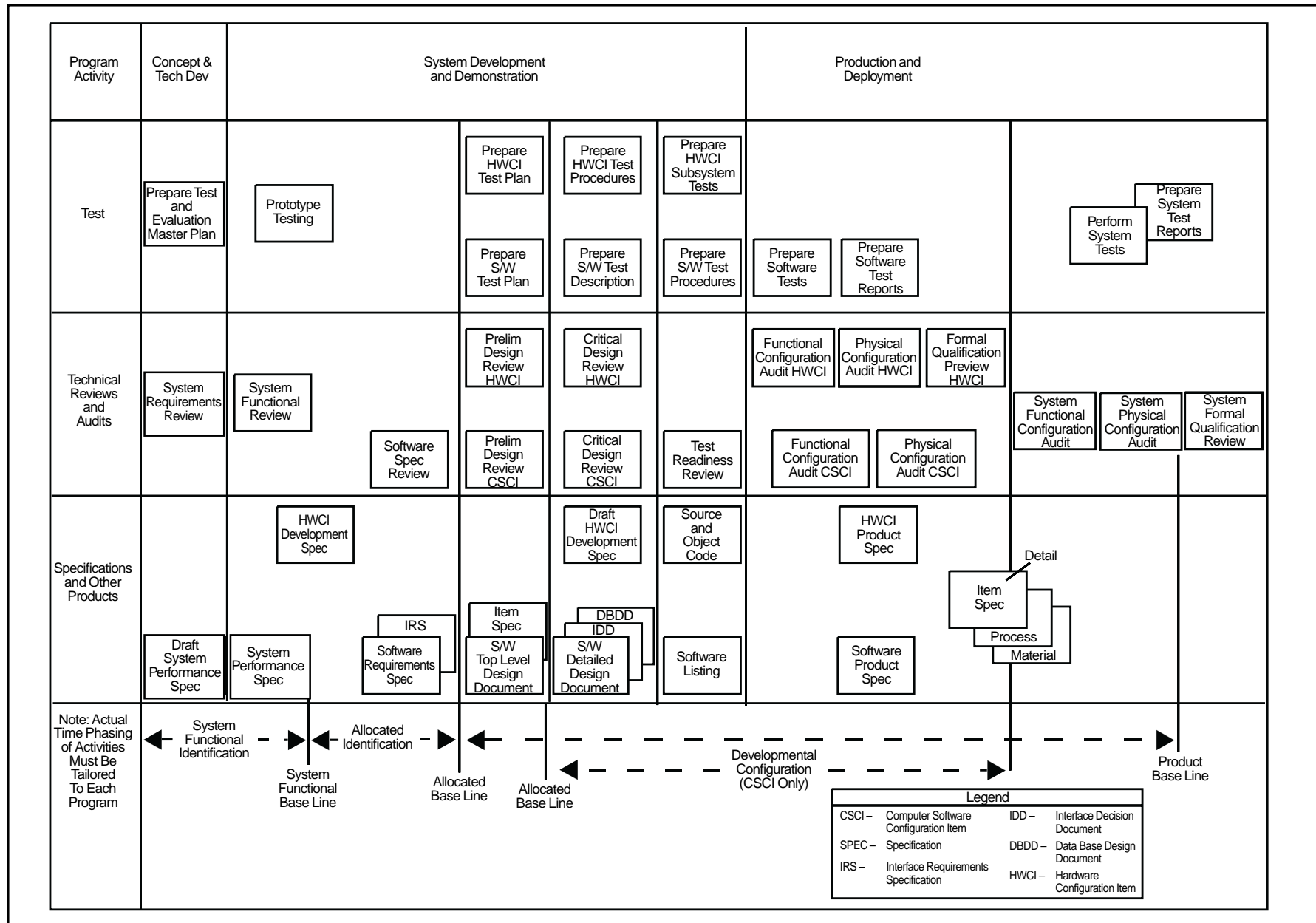


Figure 2-4. Design Reviews

suitable and survivable for intended use. There are two types of T&E — Developmental (DT&E) and Operational (OT&E).

2.5 THE DOD TEST AND EVALUATION PROCESS

The DoD Test and Evaluation Process (Figure 2-5) is an iterative five step process that provides answers to critical T&E questions for decision makers at various times during a system acquisition. The T&E process begins during the formative stages of the program with the T&E Coordination Function, in which the information needs of the various decision makers are formulated in conjunction with the development of the program requirements, acquisition strategy and analysis of alternatives.

Given certain foundation documentation, Step 1 is the identification of T&E information required by the decision maker. The required information usually centers on the current system under test which

may be in the form of concepts, prototypes, engineering development models, or production representative/production systems, depending on the acquisition phase. The required information consists of performance evaluations of effectiveness and suitability, providing insights into how well the system meets the user's needs at a point in time.

Step 2 is the pre-test analysis of the evaluation objectives from Step 1 to determine the types and quantities of data needed, the results expected or anticipated from the tests, and the analytical tools needed to conduct the tests and evaluations. The use of validated models and simulation systems during pre-test analysis can aid in determining: how to design test scenarios; how to set up the test environment; how to properly instrument the test; how to staff and control test resources; how best to sequence the test trials; and how to estimate outcomes.

Step 3, test activity and data management, is the actual test activity planning, tests are conducted, and

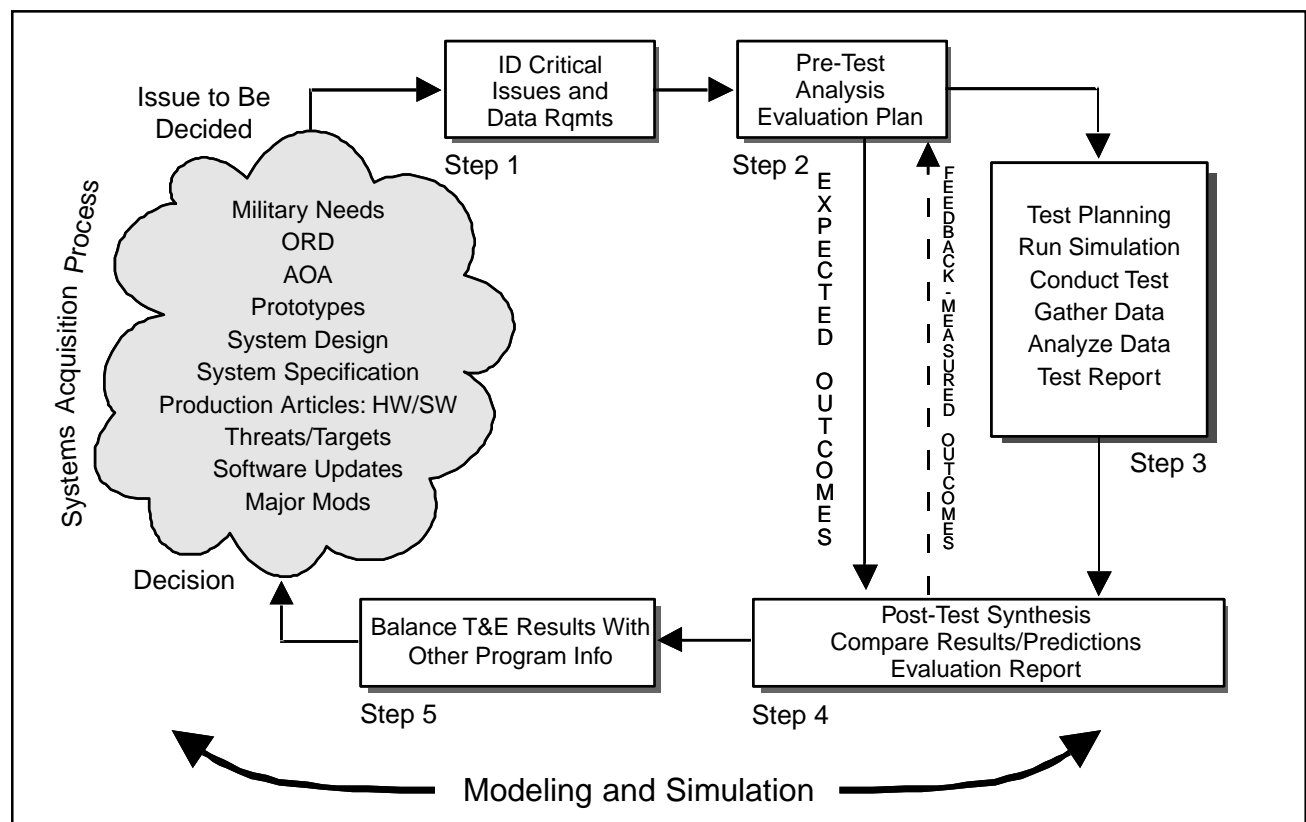


Figure 2-5. DoD Test and Evaluation Process

data management for data requirements are identified in Step 2. T&E managers determine what valid data exists in historical files that can be applied and what new data must be developed through testing. The necessary tests are planned and executed to accumulate sufficient data to support analysis. Data is screened for completeness, accuracy, and validity before being used for Step 4.

Step 4, post-test synthesis and evaluation, is the comparison of the measured outcomes (test data) from Step 3 with the expected outcomes from Step 2, tempered with technical and operational judgment. This is where data is synthesized into information. When the measured outcomes differ from the expected outcomes, the test conditions and procedures must be reexamined to determine if the performance deviations were real or the result of test conditions, such as lack of fidelity in computer simulation, insufficient or incorrect test support assets, instrumentation error, or faulty test processes. The assumptions of tactics, operational environment, systems performance parameters, and logistic support must have been carefully chosen, fully described, and

documented prior to test. Modeling and simulation may normally be used during the data analysis to extend the evaluation of performance effectiveness and suitability.

Step 5 is when the decision maker weighs the T&E information against other programmatic information to decide a proper course of action. This process may identify additional requirements for test data and iterate the DoD T&E process again.

2.6 SUMMARY

Test and evaluation is an engineering tool used to identify technical risk throughout the defense system acquisition cycle. This iterative cycle consists of acquisition phases separated by discrete milestones. The DoD T&E process consists of developmental and operational testing that is used to support engineering design and programmatic reviews. This T&E process forms an important part of the system engineering process used by system developers and aids in the decision process used by senior decision authorities in DoD.

3

T&E POLICY STRUCTURE AND OVERSIGHT MECHANISM

3.1 INTRODUCTION

This chapter provides an overview of the policy and organizations that govern the conduct of test and evaluation (T&E) activities within the Department of Defense (DoD) and discusses congressional legislation and activities for compliance by DoD. It outlines the responsibilities of DoD test organizations at the Office of the Secretary of Defense (OSD) and Service levels, and describes related T&E policy.

3.2 THE CONGRESS

The Congress has shown a long-standing interest in influencing the DoD acquisition process. During the early 1970s, in response to urging by the Congress and recommendations by a Presidential Blue Ribbon Panel on Defense Management, the Deputy Secretary of Defense, David Packard, promulgated a package of policy initiatives that established the Defense Systems Acquisition Review Council (DSARC). The DSARC was organized to resolve acquisition issues, whenever possible, and to provide recommendations to the Secretary of Defense (SECDEF) on the acquisition of major weapon systems. Also, as a result of the Congressional Directives, the Army and Air Force established independent operational test agencies. The Navy Operational Test and Evaluation Force was established in the late 1960s. In 1983, similar concerns led the Congress to direct the establishment of the independent Office of the Director, Operational Test and Evaluation (DOT&E), within OSD. In 1985 a report released by another President's Blue Ribbon Commission on Defense Management, this time chaired by David Packard, made significant recommendations on the management

and oversight of DoD's acquisition process, specifically, T&E. All the Commission's recommendations have not been implemented, and the full impact of these recommendations is not yet realized. In fiscal year (FY) 87 the Defense Authorization Act required live fire testing of weapon systems before the Production Phase begins. The earmarking of authorizations and appropriations for DoD funding, and acquisition reform legislation continues to indicate the will of the Congress for DoD implementation.

Congress requires DoD to provide the following reports on test and evaluation:

- Selected Acquisition Report (SAR). Within the cost, schedule and performance data in the report, SAR describes Acquisition Category (ACAT) I system characteristics required and outlines significant progress and problems encountered. It lists tests completed and issues identified during testing.
- Annual System Operational Test Report. This report is provided by the DOT&E to the SECDEF and the committees on Armed Services, National Security, and Appropriations. The report provides a narrative and resource summary of all Operational Test and Evaluation (OT&E) and related issues, activities, and assessments. When oversight of live fire testing was moved to DOT&E, this issue was added to the report.
- Beyond Low Rate Initial Production (BLRIP) Report. Before proceeding BLRIP for each major system acquisition program, DOT&E must report to the SECDEF and the Congress.

This report addresses the adequacy of OT&E and whether the T&E results confirm that the tested item or component is effective and suitable for combat. When oversight of live fire testing was moved to the DOT&E, the Live Fire Test Report was added to the BLRIP report content.

- Foreign Comparative Test (FCT) Report. The Under Secretary of Defense for Acquisition, Technology and Logistics (USD(AT&L)) should notify the Congress a minimum of 30 days prior to the commitment of funds for initiation of new FCT evaluations.

3.3 OSD OVERSIGHT STRUCTURE

The DoD organization for the oversight of T&E is illustrated in Figure 3-1. In OSD, T&E oversight is performed by two primary offices: the Deputy Director, Developmental Test and Evaluation, Strategic and Tactical Systems (DT&E/S&TS) and the DOT&E. The management of major defense acquisition programs in OSD is performed by the Defense Acquisition Executive (DAE), who uses the Defense Acquisition Board (DAB) and Overarching Integrated Product Teams (OIPT) to process information for decisions. The designated DAE is the USD(AT&L) who uses the DAB and its OIPTs to provide the senior-level decision process for the acquisition of weapon systems.

3.3.1 Defense Acquisition Executive (DAE)

The DAE position, established in September 1986, is held by the USD(AT&L). The responsibilities include, establishing policies for acquisition (including procurement, research and development, logistics, development testing, and contracts administration) for all elements of DoD. His charter includes the authority over the Service and defense agencies on policy, procedure and execution of the acquisition process.

3.3.2 Defense Acquisition Board (DAB)

The DAB is the primary forum used by OSD to provide advice, assistance and recommendations, and to resolve issues regarding all operating and policy aspects of the DoD acquisition system. The DAB is the senior management acquisition board chaired by the DAE. The DAB is composed of the department's senior acquisition officials, including the DOT&E. The DAB conducts business through OIPTs and provides decisions on ACAT ID programs (DoD 5000.2-R).

3.3.3 Defense Resources Board (DRB)

The DRB was established by the SECDEF in 1979 to advise the SECDEF on policy, planning, program and budget issues. The DRB is chaired by the Deputy Secretary of Defense and is responsible for the management and oversight of all aspects of the DoD planning, programming and budgeting process. It oversees the budget review processes. Therefore, DRB has a major impact on T&E resources.

3.3.4 Deputy Director, Developmental Test and Evaluation, Strategic and Tactical Systems (DT&E/S&TS)

The DT&E/S&TS serves as the principal staff assistant and advisor to the USD(AT&L) for T&E matters. The Director, S&TS works for the Deputy USD(A&T) and has authority and responsibility for all Development Test and Evaluation (DT&E) conducted on designated major defense acquisition programs and for Foreign Comparative Testing. The DT&E/S&TS is illustrated in Figure 3-1.

3.3.4.1 Duties of the DT&E/S&TS

Within the acquisition community, the DT&E/S&TS:

- Serves as the focal point for coordination of all major defense acquisition program test and evaluation master plans (TEMPs). Recommends

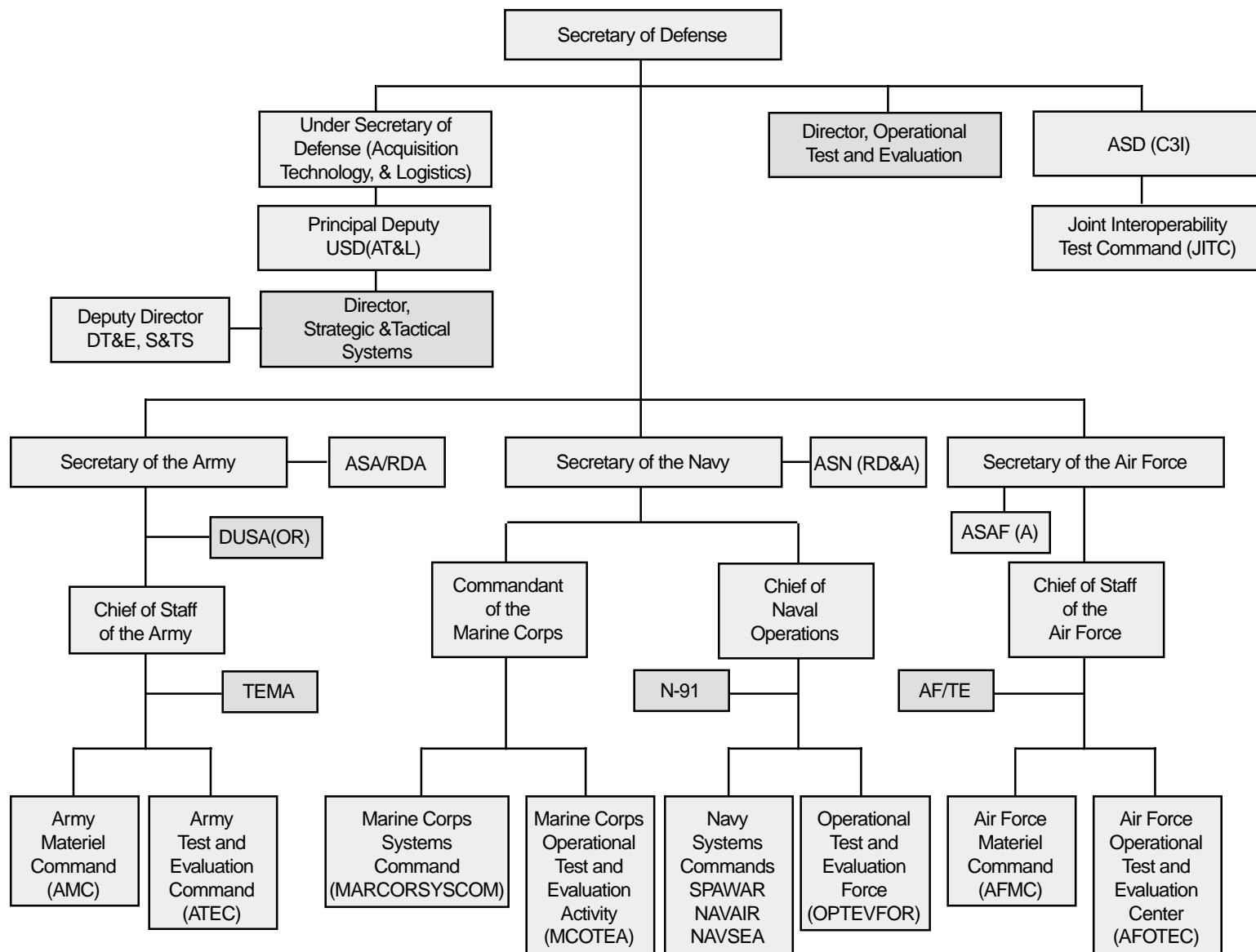


Figure 3-1. DoD Test and Evaluation Organization

approval by the OIPT lead of the DT&E portion of TEMPs;

- Reviews major defense acquisition program documentation for DT&E implications and resource requirements to provide comments to the USD(AT&L), DAE or DAB;
- Observes DT&E to ensure adequacy of testing and to assess test results;
- Provides a technical assessment of DT&E and system engineering processes conducted on a weapon system;
- Provides advice and makes recommendations to the SECDEF, and issues guidance to the component acquisition executives with respect to DT&E;
- Performs the administrative processing of nominations and charters for Joint Development Test and Evaluation programs.

3.3.4.2 DT&E/S&TS and Service Reports

During the testing of ACAT I and designated weapon systems, the DT&E/S&TS and Services interaction includes the following reporting requirements:

- A TEMP (either preliminary or updated, as appropriate) must be provided for consideration and approval before each milestone review, starting with Milestone (MS) B.
- An End-of-Phase DT&E report must be provided to the DT&E/S&TS and DOT&E listing the T&E results, conclusions and recommendations prior to a milestone decision or the final decision to proceed BLRIP.

3.3.5 Director, Operational Test and Evaluation (DOT&E)

As illustrated in Figure 3-1, the director reports directly to the SECDEF and has special reporting

requirements to the Congress. The DOT&E's responsibility to the Congress is to provide an unbiased window of insight into the operational effectiveness, suitability, and survivability of new weapon systems.

3.3.5.1 Duties and Functions of the DOT&E

The specific duties of DOT&E are outlined in DoD Directive 5141.2 (Reference 13). The functions of the office include:

- Obtaining reports, information, advice and assistance as necessary to carry out assigned functions (DOT&E has access to all records and data in DoD on acquisition programs);
- Signing the ACAT I and oversight TEMPs for approval of OT&E and approving the OT&E funding for major systems acquisition;
- Approving operational test plans on all major defense acquisition systems and designated oversight programs prior to system starting initial operational testing (approval in writing required before operational testing may begin) oversight extends into follow-on OT&E;
- Providing observers during preparation and conduct of OT&E;
- Analyzing results of OT&E conducted for each major or designated defense acquisition program and submitting a report to the SECDEF and the Congress on the adequacy of the OT&E performed;
- A final decision to proceed with a major program BLRIP cannot be made until DOT&E has reported (BLRIP Report) to the SECDEF and to congressional Committees on Armed Services and Appropriations on the adequacy of live fire and operational T&E and whether the results confirm the system's operational effectiveness and suitability;

- Providing oversight and approval of major program live fire testing.
- Providing oversight and management of the Major Range and Test Facility Base (MRTFB).

3.3.5.2 DOT&E and Service Interactions

For DoD and DOT&E-designated acquisition programs, the Service provides the DOT&E the following:

- A draft copy of the Operational Test Plan concept for review;
- Significant Test Plan changes;
- The final Service IOT&E report, which must be submitted to DOT&E before the Full Rate Production Decision Review;

- The Live Fire T&E plan for approval and the Service Live Fire Test Report for review.

3.4 SERVICE T&E MANAGEMENT STRUCTURES

3.4.1 Army T&E Organizational Relationship

The Army management structure for T&E is illustrated in Figure 3-2.

3.4.1.1 Army Acquisition Executive

The Under Secretary of the Army is the Army Acquisition Executive (AAE). The AAE is responsible for all acquisition T&E (operational and developmental tests) planning, programming, budgeting, and developmental testing policy and oversight. The AAE performs these duties with the assistance of the Assistant Secretary of the

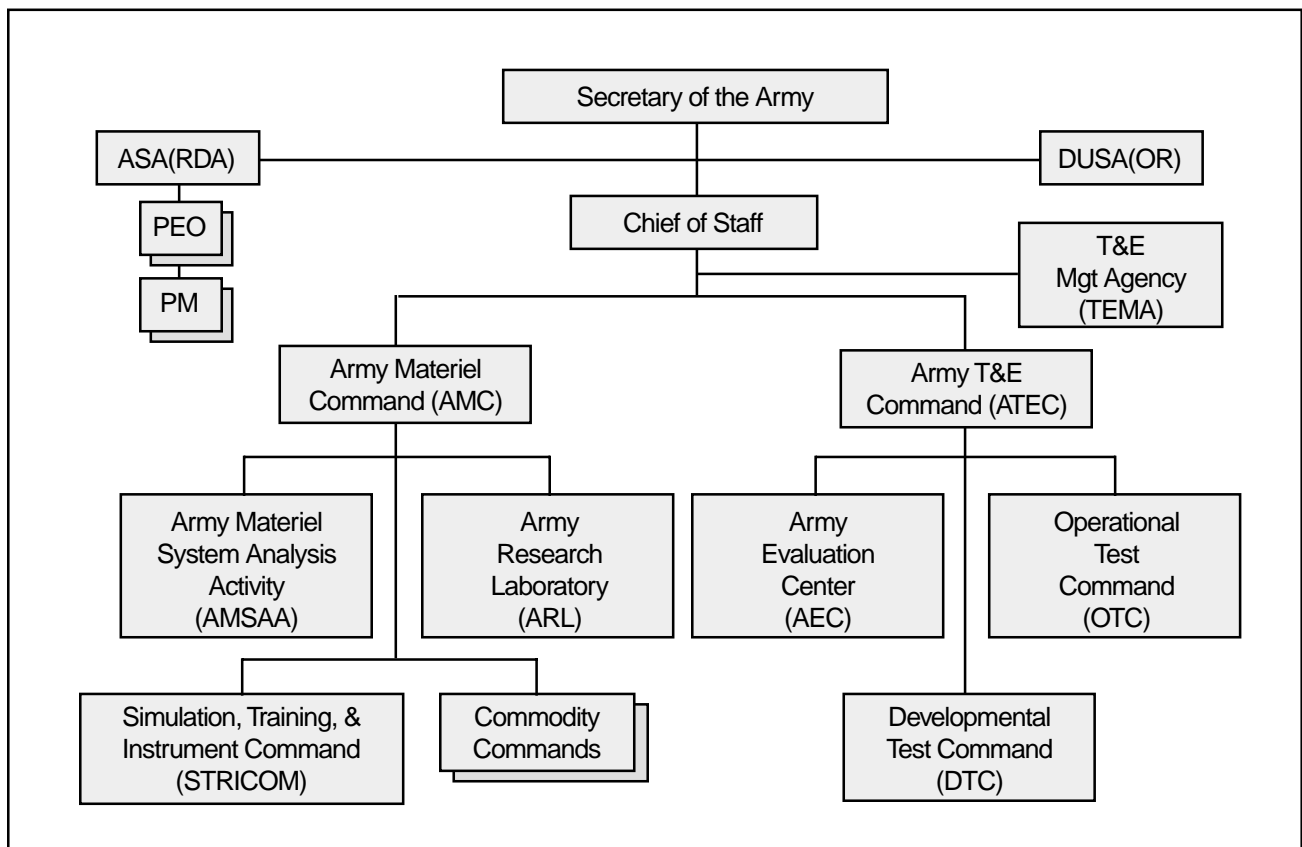


Figure 3-2. Army T&E Organization

Army, Research, Development, and Acquisition (ASA/RDA). As illustrated in Figure 3-2, the ASA/RDA is organized to provide technical assessments and program evaluations. The ASA/RDA resolves acquisition issues whenever possible and recommends acquisition of weapon systems to the AAE. The Deputy Under Secretary of the Army for Operations Research (DUSA(OR)) is chartered to supervise all Army T&E policy and has oversight for all Army T&E. This oversight is provided by the Test and Evaluation Management Agency within the Office of the Chief of Staff.

3.4.1.2 Army Test and Evaluation Command

- The Army Test and Evaluation Command (ATEC) is responsible for the management of Army developmental and operational testing, all evaluation, as well as the management of joint user testing. The ATEC is an independent agency reporting directly to the Army Vice Chief of Staff.
- The U.S. Army Forces Command (FORSCOM) supports testing by providing user troops and facilities as needed for ATEC system testing and evaluation.

3.4.1.2.1 Army Technical Testers

The Developmental Test Command (DTC) within ATEC has the primary responsibility for conducting technical tests (DT&E) for the Army. The DTC is responsible for:

- Planning, executing and reporting the results of technical tests. Technical tests include development tests, technical feasibility tests, production qualification tests, joint tests and contractor/foreign tests;
- Providing test facilities and technical expertise in support of the T&E life cycle;
- Maintaining the Army's MRTFB;

- Maintaining Army's facilities which make up part of the MRTFB;
- Researching, developing and acquiring instrumentation and developing new and improved test methodology;
- Providing safety confirmations.

3.4.1.2.2 Army Operational Test Command

- The Army Operational Test Command (OTC) is responsible for the management of operational testing as well as the management of joint-user testing and reports directly to the ATEC.
- The OTC combines the OT&E function performed by numerous OT&E organizations and the operational testing function performed under its former name as the Test and Experimentation Command (TEXCOM).

3.4.1.2.3 Army Evaluation Center

- The Army Evaluation Center (AEC) is responsible for the management of developmental and operational evaluation as well as the evaluation of joint-user testing. The AEC is an independent agency reporting directly to the ATEC.
- The AEC combines the evaluation function formerly performed for DT&E by the Evaluation Analysis Center and OT&E in the Operational Evaluation Command (OEC). AEC is the organization that writes the final report used by decision makers to assess an Army system's effectiveness, suitability and survivability.

3.4.2 Navy T&E Organizational Relationship

The organizational structure for T&E in the Navy is illustrated in Figure 3-3. Within the Navy Secretariat, the Secretary of the Navy has assigned general and specific research, development, test and evaluation (RDT&E) responsibilities to the

Assistant Secretary of the Navy (Research, Development and Acquisition) and to the Chief of Naval Operations (CNO). The CNO has responsibility for ensuring the adequacy of the Navy's overall test and evaluation program. The T&E policy and guidance are exercised through the Directorate of Navy; T&E and Technology Requirements (N-91). Staff support is provided by the Test and Evaluation Division (N-912) which has cognizance over planning, conducting, and reporting all T&E associated with development of systems.

3.4.2.1 Navy DT&E Organizations

The Navy's senior systems development authority is divided among the commanders of the system commands with Naval Air Systems Command (NAVAIR) developing and performing DT&E on aircraft and their essential weapon systems; Naval

Sea Systems Command (NAVSEA) developing and performing DT&E on ships, submarines and their associated weapon systems; and Space and Naval Systems Warfare Command (SPAWAR) developing and performing DT&E on all other systems. System acquisition is controlled by a chartered program manager or by the commander of a systems command. In both cases, the designated Developing Agency (DA) is responsible for DT&E and for the coordination of all test and evaluation planning in the TEMP. Developing Agencies are responsible for:

- Developing test issues based on the thresholds established by the user in the Operational Requirements Document;
- Identifying the testing facilities and resources required to conduct the DT&E;

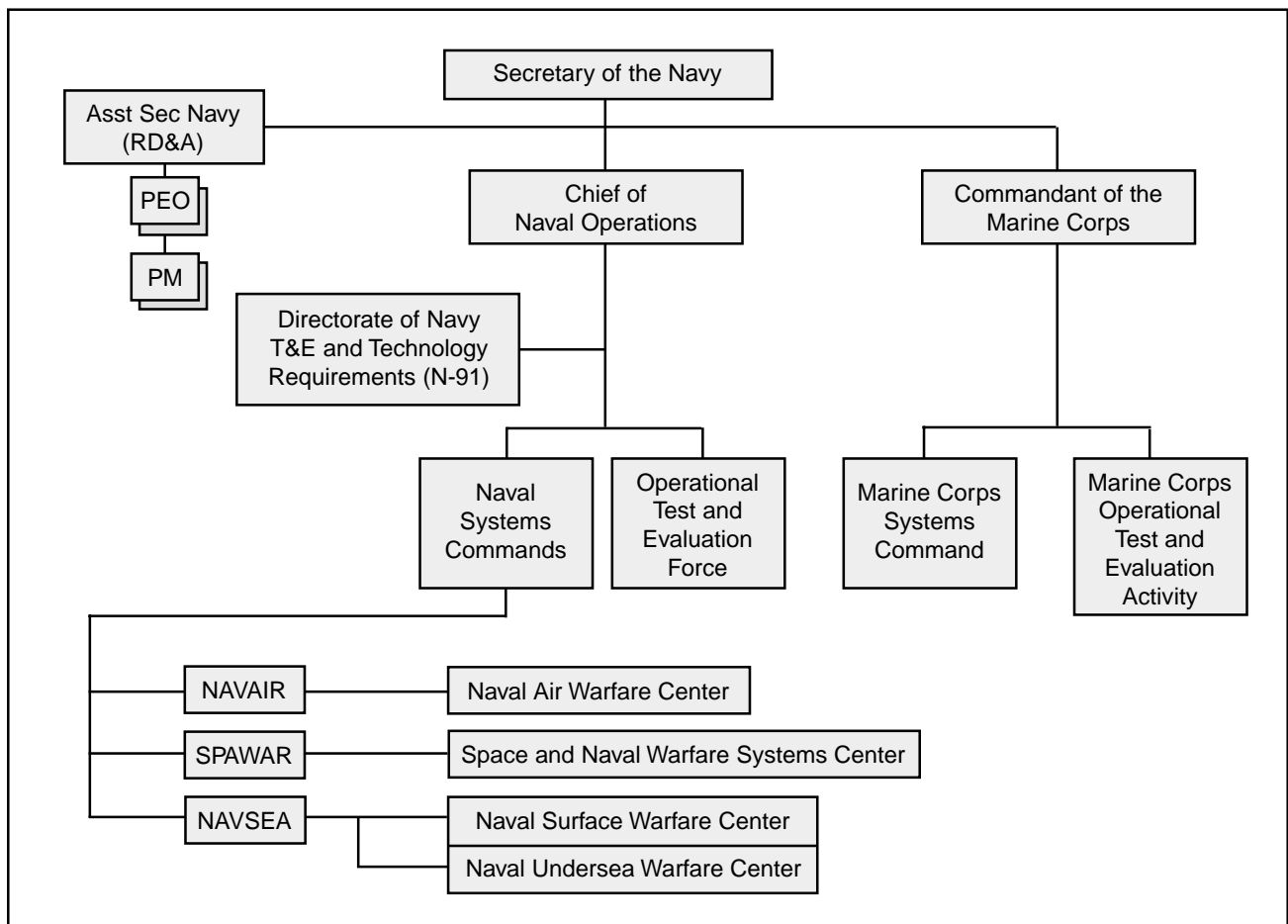


Figure 3-3. Navy T&E Organization

- Developing the DT&E test reports and quick-look reports.

3.4.2.2 Navy Operational Test and Evaluation Force

The Commander, Operational Test and Evaluation Force (COMOPTEVFOR), commands the Navy's independent operational test and evaluation activity and reports directly to the CNO. The functions of the COMOPTEVFOR include:

- Establishing early liaison with the DA to ensure an understanding of the test requirements and plans;
- Reviewing acquisition program documentation to ensure that documents are adequate to support a meaningful T&E program;
- Planning and conducting realistic OT&E;
- Developing tactics and procedures for the employment of systems that undergo OT&E (as directed by the CNO);
- Providing recommendations to the CNO for the development of new capabilities or the upgrade of ranges;
- Also reporting directly to the CNO, the President of the Board of Inspection and Survey (PRESINSURV) is responsible for conducting acceptance trials of new ships and aircraft acquisitions and is the primary Navy authority for production acceptance T&E of these systems;
- Conducting OT&E on aviation systems in conjunction with Marine Corps Operational Test and Evaluation Activity (MCOTEA).

3.4.3 Air Force Organizational Relationships

3.4.3.1 Air Force Acquisition Executive

The Assistant Secretary of the Air Force for Acquisition (ASAF/AQ) is the senior-level authority

for research, development and acquisition within the Air Force. As illustrated in Figure 3-4, the ASAF/AQ is an advisor to the Secretary of the Air Force and interfaces directly with the DT&E and DOT&E. The ASAF/AQ receives DT&E and OT&E results as a part of the acquisition decision process. Within the ASAF/AQ structure, there is a military deputy (acquisition) who is the Air Force primary staff officer with responsibility for RD&A. This staff officer is the chief advocate of Air Force acquisition programs and develops the RDT&E budget. Air Force policy and oversight for T&E is provided by a staff element under the Chief of Staff, Test and Evaluation (AF/TE). They process test documentation for DT&E and OT&E and manage the review of the TEMP.

3.4.3.2 Air Force DT&E Organization

The Air Force Materiel Command (AFMC) is the primary DT&E and acquisition manager. The AFMC performs all levels of research; develops weapon systems, support systems and equipment; and conducts all DT&E. The acquisition program managers are under the Commander, AFMC. Within the AFMC, there are major product divisions, test centers and laboratories as well as missile, aircraft and munitions test ranges.

Once the weapon system is fielded, AFMC retains management responsibility for developing and testing system improvements, enhancements or upgrades.

3.4.3.3 Air Force OT&E Organization

The AF/TE is responsible for supporting and coordinating the OT&E activities of the Air Force Operational Test and Evaluation Center (AFOTEC).

The Commander, AFOTEC, is responsible to the Secretary of the Air Force and the Chief of Staff for the independent test and evaluation of all major and nonmajor systems acquisitions. The Commander is supported by the operational commands and others in planning and conducting OT&E.

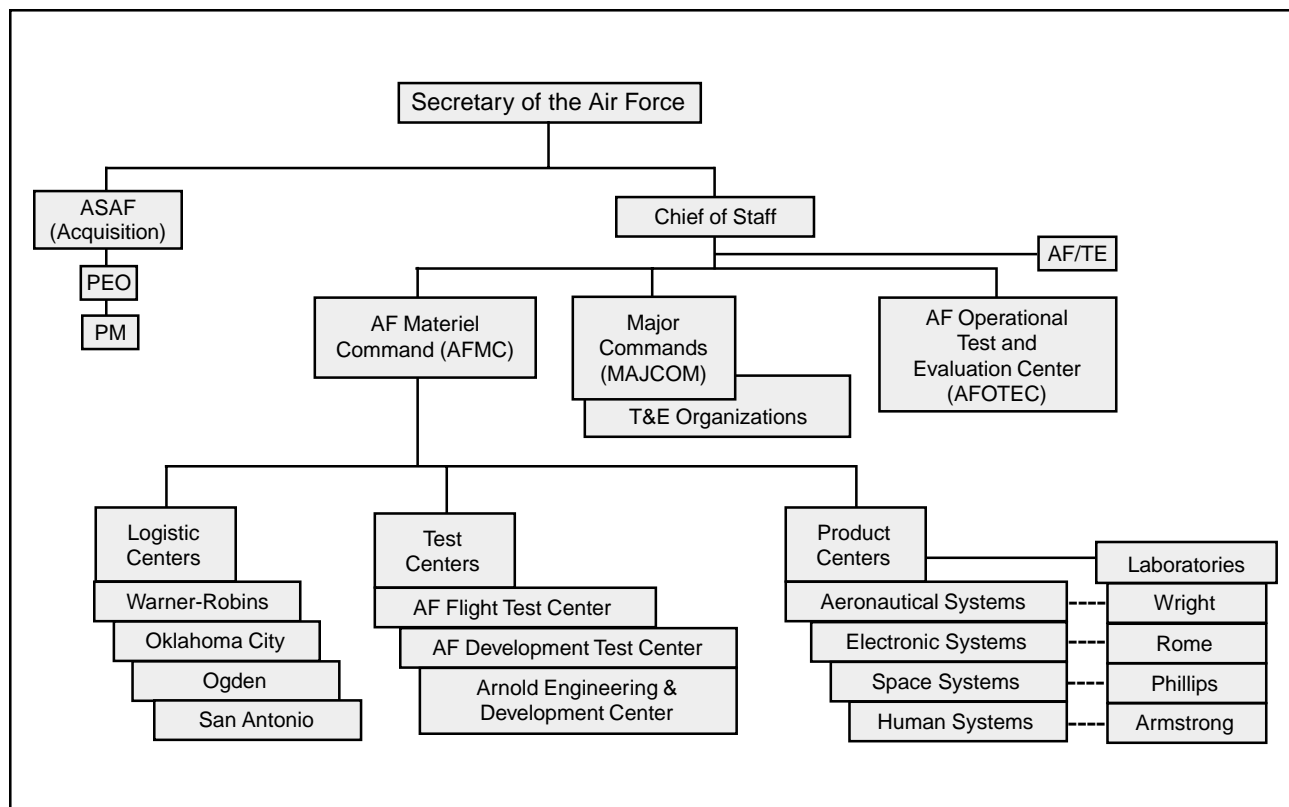


Figure 3-4. Air Force T&E Organization

The AFOTEC reviews operational requirements, employment concepts, tactics, maintenance concepts, training requirements before conducting OT&E. The operational commands provide operational concepts, personnel and resources to assist AFOTEC in performing OT&E.

3.4.4 Marine Corps Organizational Relationship

3.4.4.1 Marine Corps Acquisition Executive

The Deputy Chief of Staff for Research and Development (DCS/R&D), Headquarters Marine Corps, directs the total Marine Corps RDT&E effort to support the acquisition of new systems. The DCS/R&D's position within the General Staff is analogous to that of the Director, T&E, Tech/N-91 in the Navy structure. The DCS/R&D also reports directly to the Assistant Secretary of the Navy/Research, Engineering and Science (ASN/RE&S) in the Navy Secretariat. Figure 3-3,

illustrates the Marine Corps organization for T&E management.

3.4.4.2 Marine Corps DT&E Organizations

The Commanding General, Marine Corps Systems Command (CG MCSC), is the Marine Corps materiel developing agent and directly interfaces with the Navy Systems Commands. The CG MCSC implements policies, procedures and requirements for DT&E of all systems acquired by the Marine Corps. The Marine Corps also uses DT&E and OT&E performed by other Services, which may develop systems of interest to the Corps.

3.4.4.3 Marine Corps Operational Test and Evaluation Agency (MCOTEA)

The MCOTEA is the independent OT&E activity maintained by the Marine Corps. Its function is analogous to that performed by Operational Test

and Evaluation Force (Navy) (OPTEVFOR) in the Navy. The CG MCSC provides direct assistance to MCOTEA in the planning, conduct and reporting of OT&E. The Fleet Marine Force performs troop test and evaluation of materiel development in an operational environment.

3.5 THE T&E EXECUTIVE AGENT STRUCTURE

In 1993 the USD(AT&L) approved a T&E Executive Agent structure to provide the Services with more corporate responsibility for the management and policies that influence the availability of test resources for the evaluation of DoD systems in acquisition (Figure 3-5). The DT&E/S&TS has functional responsibility for the execution of the processes necessary to assure the T&E Executive Agent structure functions effectively. The DT&E/S&TS also participates in the Operational Test and

Evaluation Coordinating Committee, chaired by the Director, Operational Test and Evaluation. This committee manages the OT&E Resources Enhancement Project and the DT&E/S&TS draws input to the T&E Executive Agent structure for coordination of all T&E resource requirements.

The Board of Directors (BoD) (Service Vice Chiefs) is assisted by an Executive Secretariat consisting of the Army DUSA(OR), the Navy N-91, and the USAF AF/TE. The Board of Directors provides guidance and decisions on policy and resource allocation to their subordinate element, the Board of Operating Directors (TECOM CG, NAVAIR 5.0, and AFMC DO). The BoD also provides program review and advocacy support of the T&E infrastructure to OSD and Congress.

The Board of Operating Directors (BoOD) is supported by a Secretariat and the Defense Test and

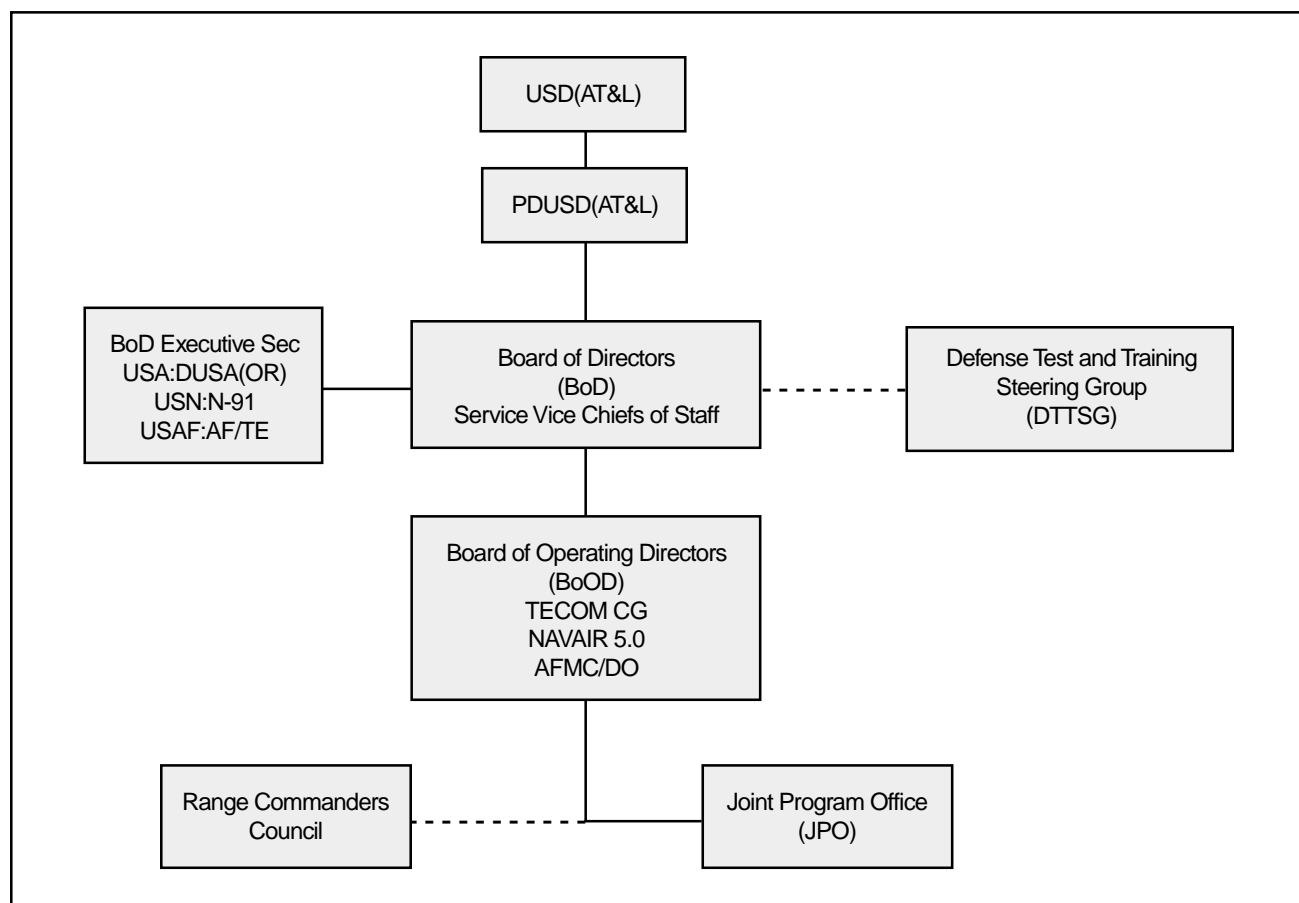


Figure 3-5. T&E Executive Agent Structure

Training Steering Group (DTTSG). The DTTSG manages the T&E Resources Committee (TERC), the Training Instrumentation Resource Investment Committee (TIRIC), and the CROSSBOW Committee. The DTTSG is instrumental in achieving efficient acquisition and integration of all training and associated test range instrumentation and the development of acquisition policy for embedded weapon system training and testing capabilities. The TERC supports the DTTSG in overseeing infrastructure requirements development from a T&E community perspective, both development testing and operational testing, and manages OSD funding for the execution of the Central T&E Investment Program (CTEIP). The TIRIC is chartered to ensure the efficient acquisition of common and interoperable range instrumentation systems. The CROSSBOW Committee provides technical and management oversight of the Services' development and acquisition programs for threat

and threat related hardware simulators, emitters, software simulations, hybrid representations, and surrogates.

3.6 SUMMARY

An increased emphasis on test and evaluation has placed greater demands on the OSD and DoD components to carefully structure organizations and resources to ensure maximum effectiveness. Renewed interest by Congress in testing as a way of assessing systems utility and effectiveness, the report by the President's Blue Ribbon Panel on Acquisition Management, and acquisition reform initiatives have resulted in major reorganizations within the Services. These policy changes and reorganizations will be ongoing for several years to improve the management of test and evaluation resources in support of acquisition programs.

4

PROGRAM OFFICE RESPONSIBILITIES FOR TEST AND EVALUATION

4.1 INTRODUCTION

In government acquisition programs, there should be an element dedicated to management of test and evaluation (T&E). This element would have the overall test program responsibility for all phases of the acquisition process. T&E expertise may be available through matrix support or reside in the Program Management Office (PMO) engineering department during the program's early phases. By System Demonstration the PMO should have a dedicated T&E manager. In the PMO, the Deputy for T&E would be responsible for defining the scope and concept of the test program, establishing the overall program test objectives and managing test program funds and coordination. The Deputy for T&E should provide test directors (such as a joint test director) as required, and coordinate the test resources, facilities and their support required for each phase of testing. In addition, the Deputy for T&E or a staff member, will be responsible for managing the Test and Evaluation Master Plan (TEMP) and planning and managing any special test programs required for the program. The Deputy for T&E will also review, evaluate, approve and release for distribution contractor-prepared test plans and reports and review and coordinate all appropriate government test plans. After the system is produced, the Deputy for T&E will be responsible for supporting production acceptance testing and the test portions of preplanned product improvements (P³I) upgrades or enhancements to the weapon system/acquisition. If the program is large enough, the Deputy for T&E will be responsible for all T&E direction and guidance for that program.

4.2 RELATIONSHIP TO THE PROGRAM MANAGER

The program manager (PM) is ultimately responsible for all aspects of the system development, including testing. The Deputy for T&E is normally authorized by the PM to conduct all duties in the area of test and evaluation. The input of the Deputy for T&E to the contract, engineering specifications, budget, program schedule, etc., is essential for the PM to manage the program efficiently.

4.3 EARLY PROGRAM STAGES

In the early stages of the program, the T&E function is often handled by matrix support from the materiel command. Matrix T&E support or the Deputy for T&E should be responsible for development of the test and evaluation sections of the Request for Proposal (RFP). Although the ultimate responsibility for the RFP is between the PM and the primary contracting officer (PCO), the Deputy for T&E is responsible for creating several sections. These sections include the test schedule, test program funding (projections), test data requirements for the program (test reports, plans, procedures, quick-look reports, etc.), the test section of the Statement of Work (SOW), portions of the Acquisition Plan, Information for Proposal Preparation (IFPP), and (if a joint acquisition program) the Joint Operational Requirements Document (JORD).

4.3.1 Memorandums

Early in the program, another task of the Deputy for T&E is the arrangement of any Memorandums of Agreement or Understanding (MOA/MOU)

between Services, NATO countries, test organizations, etc., which outline the responsibilities of each organization. The RFP/SOW outline contractor/government obligations and arrangements on the access and use of test facilities (contractor- or government-owned).

4.3.2 Test Data Management

The Deputy for T&E may have approval authority for all contractor-created test plans, procedures and reports. The Deputy for T&E must have access to all contractor testing and test results, and the Deputy for T&E is responsible for disseminating the results to government agencies that need this data. Additionally, the Deputy for T&E creates report formats and time lines for contractor submittal, government approval, etc.

The data requirements for the entire test program are outlined in the Contract Data Requirements List (CDRL). The Deputy for T&E should review the Acquisition Management Systems and Data Requirements Control List (AMSDL), Department of Defense (DoD) 5010.12-L, for relevant test data item descriptions (DIDs). (Examples can be found in Appendix C.) The Deputy for T&E provides input to this section of the RFP early in the program. The Deputy for T&E ensures that his office and all associated test organizations requiring the information receive the test documentation on time. Usually, the contractor sends the data packages directly to the Deputy for T&E, who, in turn, has a distribution list trimmed to the minimum number of copies for agencies needing that information to perform their mission and oversight responsibilities. It is important for the Deputy for T&E to use an integrated test program and request contractor test plans and procedures well in advance of the actual test performance to ensure that the Office of the Deputy for T&E has time to approve the procedures or implement modifications.

Conversely, the Deputy for T&E must receive the test results and reports on time to enable the Office of the Deputy for T&E, the PM and higher

authorities to make program decisions. Further, the data received should be tailored to provide the minimum information needed. The Deputy for T&E must be aware that data requirements in excess of the minimum needed may lead to an unnecessary increase in overall program cost. For data that is needed quickly and informally (at least initially), the Deputy for T&E can request Quick-Look Reports that give test results immediately after test performance. The Deputy for T&E is also responsible for coordinating with the contractor on all report formats (the in-house contractor format is acceptable in most cases).

The contract must specify the data that the contractor will supply to the operational test agency (OTA). Unlike development test and evaluation (DT&E), the contractor will not prepare the operational test and evaluation (OT&E) plans, procedures or reports. These documents are the responsibility of the OTA. The PMO Deputy for T&E should include the OTA on the distribution list for all test documents that are of concern during the DT&E phase of testing so they will be informed of test item progress and previous testing. In this way, the OTA will be informed when developing their own test plans and procedures for OT&E. In fact, OTA representatives should attend the CDRL Review Board and provide the PMO with a list of the types of documents the OTA will need. The Deputy for T&E should coordinate the test sections of this data list with the OTA and indicate concerns at that meeting. All contractor test reports should be made available to the OTA. In return, the Deputy for T&E must stay informed of all OTA activities, understand their test procedures, and plan and receive their test reports. Unlike DT&E, the PMO Deputy for T&E will not have report or document approval authority for OT&E items as he/she does over contractor documentation. The Deputy for T&E is always responsible for keeping the PM informed of OT&E results.

4.3.3 Test Schedule Formulation

A very important task the Deputy for T&E has during the creation of the RFP is the test program

schedule. Initially, the PM will need contractor predictions of the hardware (and software in some cases) availability dates for models, prototypes, mockups, full-scale models, etc., once the contract is awarded. The Deputy for T&E uses this information to create a realistic front-end schedule of the in-house testing the contractor will conduct before government testing (development testing (DT) and operational testing (OT)). Then, a “strawman” schedule is developed upon which the government DT and OT schedules can be formulated and contractor support requirements determined. The Deputy for T&E can use past experience in testing similar weapon systems/acquisition items or contract test organizations that have the required experience to complete the entire test schedule. Since the test schedule is a critical contractual item, contractor input is very important. The test schedule will normally become an item for negotiation once the RFP is released, and the contractor’s proposal is received. Attention must be given to ensuring the test schedule is not so success-oriented that retesting of failures cause serious program delays for either the government test agencies or the contractor.

Another important early activity the Deputy for T&E must accomplish is to coordinate the OT&E test schedule. Since the contractor may be required to provide support, the OT&E test support may need to be contractually agreed upon before contract award. Sometimes, the Deputy for T&E can formulate a strawman schedule (based on previous experience) and present this schedule to the operational test representative at the initial T&E Integrated Product Team (IPT) meeting for review; or the Deputy for T&E can contact the OTA and arrange a meeting to discuss the new program. In the meeting, time requirements envisioned by OTA can be discussed. Input from that meeting then goes into the RFP and to the PM. The test schedule must allow time for DT&E testing and OT&E testing when testing is not combined or test assets are not limited. Before set-up of initial operational test and evaluation (IOT&E), certification of readiness for IOT&E may require a time gap for review of

DT&E test results and refurbishment or corrections of deficiencies discovered during DT&E, etc. The test schedule for DT&E should not be over-run so that the IOT&E test schedule is adversely impacted, reducing program schedule time with inadequate operational testing or rushing the reporting of IOT&E results. For example, if the DT&E schedule slips six months, the OT&E schedule and milestone decision should slip also. The IOT&E should not be shortened just to make a milestone decision date.

4.3.4 Programmatic Environmental Analysis

The PMO personnel should be sensitive to the potential environmental consequences of system materials, operations and disposal requirements. Public Laws (Title 40, Code of Federal Regulations, Parts 1500-1508; National Environmental Policy Act (NEPA) Regulations; Executive Order 12114, Environmental Effects Abroad of Major Federal Actions; DoD 5000 series; etc.) require analysis of hazardous materials and appropriate mitigation measures during each acquisition phase. As stated in DoD 5000.2-R, “Planning shall consider the potential testing impacts on the environment.”

Litigation resulting in personal fines and imprisonment successfully executed against government employees have raised the environmental awareness at test ranges and facilities. Environmental Impact Statements (supported by long, thorough studies and public testimony) or Environmental Analysis and Assessments are generally required before any system testing can be initiated.

4.4 PMO/CONTRACTOR TEST MANAGEMENT

The PMO will, in most cases, have a contractor test section counterpart. With this counterpart, the Deputy for T&E works out the detailed test planning, creation of schedules, etc., for the entire test program. The PMO uses input from all sources (contracts, development test agencies, operational

test agencies, higher headquarters, etc.) to formulate the test program's length, scope and necessary details. The Deputy for T&E ensures that the RFP reflects the test program envisioned and the contractor's role in the acquisition process. The Deputy for T&E also ensures the RFP includes provisions for government attendance at contractor's tests and that all contractor test results are provided to the government.

After the RFP has been issued and the contractor has responded, the proposal is reviewed by the PMO. The Deputy for T&E is responsible for performing a technical evaluation on the test portions of the proposal. In this technical evaluation, the Deputy for T&E compares the proposal to the SOW, test schedule, IFPP, etc., and reviews the contractor's cost of each testing item. This is an iterative process of refining, clarifying and modifying that will ensure the final contract between the PMO and the prime contractor (subcontractors) contains all test-related tasks and is priced within scope of the proposed test program. Once technical agreement on the contractor's technical approach is reached, the Deputy for T&E is responsible for giving inputs to the government contracting officer during contract negotiations. The contracting officer-requested contract deliverables are assigned contract line item numbers (CLINs), which are created by the Deputy for T&E. This will ensure the contractor delivers the required performances at specified intervals during the life of the contract. Usually, there will be separate contracts for development and production of the acquisition item. For each type of contract, the Deputy for T&E has the responsibility to provide the PCO and PM with the T&E input.

4.5 INTEGRATED PRODUCT TEAMS FOR TEST AND EVALUATION

Before the final version of the RFP is created, the Deputy for T&E should form an IPT, a test planning/integration working group. This group includes the operational test agency, development test agency, organizations that may be jointly

acquiring the same system, the test supporting agencies, operational users, and any other organizations that will be involved in the test program by providing test support or by conducting, evaluating or reporting on testing. The functions of the groups are to: facilitate the use of testing expertise, instrumentation, facilities, simulations and models; integrate test requirements; accelerate the TEMP coordination process; resolve test cost and scheduling problems; and provide a forum to ensure T&E of the system is coordinated. The existence of a test coordinating group does not alter the responsibilities of any command or headquarters; and in the event of disagreement within a group, the issue is resolved through the normal command/staff channels. In later meetings, the contractor participates in this test planning group; however, the contractor may not be selected by the time the first meetings are held.

The purposes of these meetings are to review and assist in the development of early test documentation, the TEMP, and to agree on basic test program schedules, scope, support, etc. The TEMP serves as the top-level test management document for the acquisition program, being updated as the changing program dictates.

4.6 TEST PROGRAM FUNDING/ BUDGETING

The PMO must identify funds for testing very early so that test resources can be obtained. The Deputy for T&E uses the acquisition schedule, TEMP and other program and test documentation to identify test resource requirements. The Deputy for T&E coordinates these requirements with the contractor and government organizations that have the test facilities to ensure their availability for testing. The Deputy for T&E ensures that test costs include contractor and government test costs. The contractor's test costs are normally outlined adequately in his proposal; however, the government test ranges, instrumentation and test-support resource costs must be determined by other means. Usually, the Deputy for T&E contacts the test

organization and outlines the test program requirements; and the test organization sends the program office an estimate of the test program costs. The Deputy for T&E then obtains cost estimates from all test sources that the Deputy for T&E anticipates using and supplies this information to the PM. The Deputy for T&E must also ensure that any program funding reductions are not absorbed entirely by the test program. Some cutbacks may be necessary and allowable; but the test program must supply the PM, other defense decision-making authorities, and the Congress with enough information to make program milestone decisions.

The Deputy for T&E provides the PM estimates of PMO test program costs to conduct IOT&E. This funding includes contractor and government test support for which the program office directly or indirectly will be responsible. Since Service OTAs fund differently, program office funding for conducting OT&E varies. The Deputy for T&E must determine these costs and inform the PM.

4.7 TECHNICAL REVIEWS, DESIGN REVIEWS AND AUDITS

The role of the Deputy for T&E changes slightly during the contractor's technical reviews, design reviews, physical and functional configuration audits, etc. Usually, the Deputy for T&E plans, directs or monitors government testing; however, in the reviews and audits, the Deputy examines the contractor's approach to the test problem and evaluates the validity of the process and the accuracy of the contractor's results. The Deputy for T&E uses personal experience and background in test and evaluation to assess whether the contractor did enough or too little testing; whether the tests were biased in any way; and if they followed a logical progression using the minimum of time, effort and funds. If the Deputy for T&E finds any discrepancies, the Deputy must inform the contractor, the PM and the PCO to validate the conclusions before effecting corrections. Each type of review or audit will have a different focus/orientation, but the Deputy for T&E will always be concerned with

the testing process and how it is carried out. After each review, the Deputy for T&E should always document all observations for future reference.

4.8 CONTRACTOR TESTING

The Deputy for T&E is responsible for ensuring that contractor-conducted tests are monitored by the government. The Deputy for T&E must also be given access to all contractor internal data, test results and test reports related to the acquisition program. Usually, the contract requires that government representatives be informed ahead of time of any (significant or otherwise) testing the contractor conducts so the government can arrange to witness certain testing or receive results of the tests. Further, the contractor's internal data should be available as a contract provision. The Deputy for T&E must ensure that government test personnel (DT&E/OT&E) have access to contractor test results. It would be desirable to have all testers observe some contractor tests to help develop confidence in the results and identify areas of risk.

4.9 SPECIFICATIONS

Within the program office, the engineering section is usually tasked to create the system performance specifications for release of the RFP. The contractor is then tasked with creating the specification documentation called out by the contract, which will be delivered once the item/system design is formalized for production. The Deputy for T&E performs an important function in specification formulation by reviewing the specifications to determine if performance parameters are testable; if current, state-of-the-art technology can determine (during the DT&E test phase) if the performance specifications are being met by the acquisition item; or if the specified parameters are too "tight." A specification is too "tight" if: the requirement (Sec 3) is impossible to meet; demonstration shows no impact on form, fit, or function of the end item; or there is no interface changes between the system and other equipment with which it will interact. The Deputy for T&E must determine if test

objectives can be adequately formulated from those specifications that will provide thresholds of performance, minimum and maximum standards, and reasonable operating conditions for the end-item's final mission and operating environment. The specifications shape the development test and evaluation (DT&E) testing scenario, test ranges, test support, targets, etc., and are very important to the Deputy for T&E.

4.10 INDEPENDENT TEST AND EVALUATION AGENCIES

The PMO Deputy for T&E does not have direct control over government-owned test resources, test facilities, test ranges, test personnel, etc. Therefore, the Deputy for T&E must depend on those DT or OT test organizations controlling them and stay involved with the test agency activities. The amount of involvement depends on the item being tested; its complexity, cost and characteristics; the length of time for testing; amount of test funds; etc. Usually, the “nuts and bolts” detailed test plans and procedures are written by the test organizations controlling the test resources with input and guidance from the Program Office Deputy for T&E. The Deputy for T&E is responsible for ensuring

that the tests are performed using test objectives based on the specifications and that the requirements of timeliness, accuracy and minimal costs are met by the test program design. During the testing, the Deputy for T&E monitors test results. The test agencies submit a copy of their report to the Program Office at the end of testing, usually to the Office of the Deputy for T&E. The Army is the only Service to have a designated independent evaluation agency which provides feedback to the program office.

4.11 PMO RESPONSIBILITIES FOR OPERATIONAL TEST AND EVALUATION (OT&E)

In the government PMO, there should be a section responsible for T&E. Besides being responsible for DT&E support to the PM, this section should be responsible for program coordination with the OT&E agency (Figure 4-1). The offices of the systems engineer or the Deputy for T&E may be designated to provide this support to the program manager. In some Services, responsibilities of the Deputy for T&E include coordination of test resources for all phases of OT&E.

- Understand the policies
- Organize for T&E
- Keep system requirements documents current
- Agonize over system thresholds
- Work closely with the operational test director
- Don't forget about operational suitability
- Make final DT&E a rehearsal for IOT&E
- Prepare interfacing systems for your IOT&E
- Manage software testing closely
- Track availability of test resources and test support personnel/facilities

Figure 4-1. Lessons Learned from OT&E for the PM

4.11.1 Contract Responsibilities

The Deputy for T&E or a T&E representative ensures that certain sections of the RFP contain sufficient allowance for T&E support by contractors. This applies whether the contract is for a development item, a production item (limited production, such as low rate initial production (LRIP) or full-rate production) or the enhancement/upgrade of portions of a weapons system. Where allowed within the law, contractor support for OT&E should be considered to help resolve basic issues such as data collection requirements, test resources, contractor test support, and funding.

In the overall portion of the RFP, government personnel (especially those in the operational test agencies) must be guaranteed access to the contractor's development facilities, particularly during the DT&E Phase. Government representatives must be allowed to observe all contractor in-house testing and have access to test data and reports.

4.11.2 Data Requirements

The contract must specify test data the contractor will supply to the Operational Test Agency (OTA). Unlike DT&E, the contractor will not be making the OT&E plans, procedures or reports. These documents are the responsibility of the OTA. The PMO Deputy for T&E should include the OTA on the distribution list for all test documents that are of concern during the DT&E phase of testing so they will be informed of test item progress and previous testing. In this way, the OTA will be informed when developing their own test plans and procedures for OT&E. In fact, OTA representatives should attend the CDRL Review Board and provide the PMO with a list of the types of documents the OTA will need. The Deputy for T&E should coordinate the test sections of this data list with the OTA and indicate concerns at that meeting. All contractor test reports should be made available to the OTA. In return, the Deputy for T&E must stay informed of all OTA activities, understands their test procedures and plans and receives

their test reports. Unlike DT&E, the PMO Deputy for T&E will not have report or document approval authority as the Deputy for T&E does over contractor documentation. The Deputy for T&E is always responsible for keeping the PM informed of OT&E results.

4.11.3 Test Schedule

Another important early activity the Deputy for T&E must accomplish is to coordinate the OT&E test schedule. Since the contractor may be required to provide support, the OT&E test support may need to be contractually agreed upon before contract award. Sometimes, the Deputy for T&E can formulate a strawman schedule (based on previous experience) and present this schedule to the operational test representative at the initial test planning working group for review; or the Deputy for T&E can contact the OTA and arrange a meeting to discuss the new program. In the meeting, time requirements envisioned by OTA can be discussed. Input from that meeting then goes into the RFP and to the PM. The test schedule must allow time for DT&E testing and OT&E testing if testing is not combined or test assets are limited. Before set-up of IOT&E, certification of readiness for IOT&E may require a time gap for review of DT&E test results and refurbishment or corrections of deficiencies discovered during DT&E, etc. The test schedule for DT&E should not be so "success-oriented" that the IOT&E test schedule is adversely impacted, not allowing enough time for adequate operational testing or the reporting of IOT&E results.

4.11.4 Contractor Support

The Deputy for T&E provides all T&E input to the RFP/SOW. The Deputy for T&E must determine, before the beginning of the program acquisition phase, whether the contractor will be involved in supporting OT&E and, if so, to what extent. According to Title 10, U.S.C., the system contractor can only be involved in the conduct of IOT&E if, once the item is fielded, tactics and

doctrine say the contractor will be providing support or operating that item during combat. If not, no system contractor support is allowed during OT&E. Before IOT&E; however, the contractor may be tasked with providing training, training aids and handbooks to Service training cadre so they can train the IOT&E users and maintenance personnel. In addition, the contractor must be required to provide sufficient spare parts for the operational maintenance personnel to maintain the test item while undergoing operational testing. These support items must be agreed upon by the PMO and OTA and must contractually bind the contractor. If, however, the contractor will be required to provide higher-level maintenance of the item for the duration of the IOT&E, data collection on those functions will be delayed until a subsequent follow-on operational test and evaluation (FOT&E).

4.11.5 Statement of Work

One of the most important documents receiving input from the Deputy for T&E is the SOW. The Deputy for T&E must outline all required or anticipated contractor support for DT&E and OT&E. This document outlines data requirements, contractor-conducted or -supported testing, government involvement (access to contractor data, tests and results), operational test support, and any other specific test requirements the contractor will be tasked to perform during the duration of the contract.

4.11.6 Operational OT&E Funding

The Deputy for T&E provides the PM estimates of PMO test program costs to conduct IOT&E. This funding includes contractor and government test support for which the program office directly or indirectly will be responsible. Since Service OTAs fund differently, program office funding for conducting OT&E varies. The Deputy for T&E must determine these costs and inform the PM.

4.11.7 Test and Evaluation Master Plan (TEMP)

The TEMP should be updated regularly by the OTA. The Deputy for T&E is responsible for managing the TEMP throughout the test program. The OTA usually is tasked to complete the operational test section of the TEMP and outline their proposed test program through all phases of OT&E. It is important to keep the TEMP updated regularly so that test organizations involved in OT&E understand the scope of their test support. Further, if any upgrades, improvements or enhancements to the fielded weapon system occur, the TEMP must be updated or a new one created to outline new DT and OT requirements.

4.11.8 Program Management Office Support for OT&E

Even though operational testing is performed by an independent organization, the PM plays an important role in its planning, reporting and funding. The PM must coordinate program activities with the test community, especially the operational test agencies. The PM ensures that testing can address the critical issues, and provides feedback from OT&E testing activities to contractors.

At each milestone review, the PM is required to brief the decision authority on the testing planned and completed on the program. It is, therefore, important that PMO personnel have a good understanding of the test program and that they work with the operational test community. This will ensure OT&E is well-planned and adequate resources are available. The PMO should involve the test community by organizing test coordinating groups at program initiation and by establishing channels of communication between the PMO and the key test organizations. The PMO can often avoid misunderstandings by aggressively monitoring the system testing and providing up-to-date information to key personnel in the Office of the Secretary of Defense and the Services. The PMO staff should keep appropriate members of the test

community well-informed concerning system problems and the actions taken by the PMO to correct them. The PMO must assure that contractor and government DT&E supports the decision to certify the system's readiness for IOT&E.

4.11.9 Support for Initial Operational Test and Evaluation

For IOT&E, the Deputy for T&E must ensure the contract portions adequately cover the scope of testing as outlined by the operational test agency. The program office may want to provide an observer to represent the Deputy for T&E during the actual testing. The Deputy for T&E involvement in IOT&E will be to monitor and coordinate; the Deputy for T&E will keep the PM informed of progress and problems that arise during testing and will monitor required PMO support to the test organization. Also, enough LRIP items must be manufactured to run a complete and adequate OT&E program. For problems requiring program office action, the Deputy for T&E will be the point of contact.

The Deputy for T&E will be concerned with IOT&E of the LRIP units after a limited number are produced. The IOT&E must be closely monitored so that a full-rate production decision can be made. As in the operational assessments, the Deputy for T&E will be monitoring test procedures and results and keeping the PM informed. If the item does not succeed during IOT&E, a new process of DT&E or a modification may result; and the Deputy for T&E will be involved (as in any new programs inception). If the item passes IOT&E testing and is produced at full rate, the Deputy for T&E will be responsible for ensuring that testing of those production items is adequate to ensure that the end items physically and functionally resemble the development items.

4.11.10 FOT&E and Modifications, Upgrades, Enhancements, or Additions

During FOT&E, the Deputy for T&E monitors the testing; the contractor is usually not involved. The Deputy for T&E should receive any reports generated by the operational testers during this time. Any deficiencies noted during FOT&E should be evaluated by the PMO, which may decide to incorporate upgrades, enhancements or additions to the current system. If the PM and the engineering section of the program office design or develop modifications that are incorporated into the weapon system design, additional FOT&E may be required.

Once a weapon system is fielded, portions of that system may become obsolete, ineffective or deficient and may need replacing, upgrading or enhancing to ensure the weapon system meets current and future requirements. The Deputy for T&E plays a vital role in this process. Modifications to existing weapon systems may be managed as an entire newly acquired weapon system. However, since these are changes to existing systems, the Deputy for T&E is responsible for determining if these enhancements degrade the existing system, are compatible with its interfaces and functions and whether nondevelopment items (NDIs) require retest or the entire weapon system needs reverification. The Deputy for T&E must plan the test program's funding, schedule, test program and contract provisions with these items in mind. A new TEMP may have to be generated or the original weapon system TEMP modified and recoordinates with the test organizations. The design of the DT&E and FOT&E program usually requires coordination with the engineering, contracting and program management sections of the program office.

4.11.11 Test Resources

During all phases of OT, the Deputy for T&E must coordinate with the operational testers to ensure

they have the test articles needed to accomplish their mission. Test resources will be either contractor provided or government provided. The contractor resources must be covered in the contract, whether in the development contract or the production contract. Government test resources needed are determined by the operational testers. They usually coordinate the test ranges, test support and the user personnel for testing. The PM programs funding for his support of OT. Funding for Navy operational evaluation (OPEVAL) is identified in the TEMP and funded in the PMO's budget. Other Services allow the OTAs to develop and manage their own budget for operational testing. The OTAs then obligate funds for test ranges, instrumentation, etc., according to their operational test plans.

4.12 SUMMARY

Staffing requirements in the PMO vary with the program phase and the T&E workload. Test and evaluation expertise is essential in the early planning stages but can be provided through matrix

support. The Deputy for T&E may be subordinate to the chief engineer in early phases but should become a separate staff element after prototype testing. Changing of critical players can destroy established working relationships and abrogate prior agreements if continuity is not maintained. The PMO management of T&E must provide for an integrated focus and a smooth transition from one staff-support mode to the next.

The PMO should be proactive in its relations with the Service operational testing agency. There are many opportunities to educate the OTA on system characteristics and expected performance. Early OTA input to design considerations and requirements clarification can reduce downstream surprises. Operational testing is an essential component of the system development and decision-making process. It can be used to facilitate system development or may become an impediment. In many cases, the PMO attitude toward operational testing and the OTA will influence which role the OTA assumes.

5

TEST-RELATED DOCUMENTATION

5.1 INTRODUCTION

During the course of a defense acquisition program, many documents are developed that have significance for those responsible for testing and evaluating the system. This chapter is designed to provide background on some of these documents.

As Figure 5-1 shows, test-related documentation spans a broad range of materials. It includes requirements documentation such as the Mission Need Statement (MNS); program decision documentation such as Acquisition Decision Memorandum (ADM) with exit criteria; and program management documentation such as the Acquisition Strategy, Baseline documentation, the Technical Management Plan, the logistics support planning and the Test and Evaluation Master Plan (TEMP). Of importance to the program managers (PM) and to test and evaluation (T&E) managers are additional test program documents such as specific test designs, test plans, outline test plans/test program outlines, evaluation plans and test reports. This chapter concludes with a description of the End-of-Test Phase and Beyond Low Rate Initial Production (BLRIP) Reports, and two special-purpose T&E status reports that are used to support the milestone decision process.

5.2 REQUIREMENTS DOCUMENTATION

5.2.1 Continuing Mission Area Analyses

As indicated in the Chairman of the Joint Chief of Staff Instruction (CJCSI) 3170.01B (dated 15 April 2001), the Services are required to conduct continuing mission analyses of their assigned areas of responsibility. These Mission Area Analyses (MAA) may result in recommendations to initiate new

acquisition programs to reduce or eliminate operational deficiencies. If a need cannot be met (through changes in tactics, strategy, doctrine, or training) and a materiel solution is required, the needed capability is described first in an MNS and then in the Operational Requirement Document (ORD). When the cost of a proposed acquisition program is estimated to exceed limits specified in Department of Defense Instruction (DoDI) 5000.2, it is considered a major defense acquisition program and requires an MNS. The MNS is completed at the beginning of a program and reviewed to evaluate necessary system modifications periodically.

5.2.2 Mission Need Statement (MNS)

The MNS is a short, nonsystem-specific statement of operational capability need prepared by any Department of Defense (DoD) component focusing on a specific mission area need or deficiency. Service validation and, for those potential Acquisition Category (ACAT) I Programs, review and validation by the Joint Requirements Oversight Council (JROC) results in forwarding of the MNS to the Milestone Decision Authority for Milestone (MS) A consideration. The document's content and format (CJCSI 3170.01B) includes:

- Identification of the applicable Defense Planning Guidance Element;
- Mission and threat analyses — need defined in terms of mission, objectives and general capabilities;
- Nonmateriel alternatives — tactics, doctrine, organization and training;

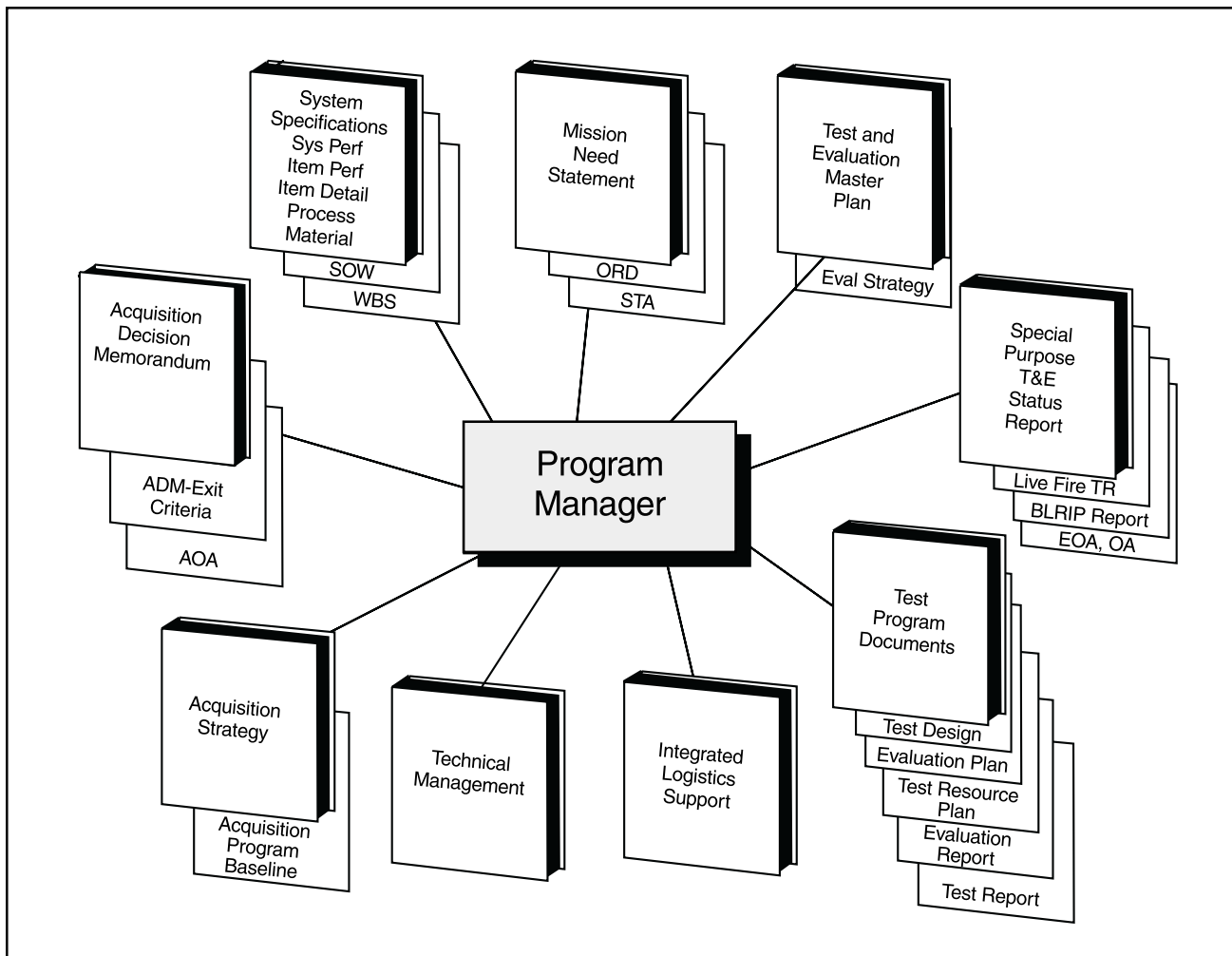


Figure 5-1. Test-Related Documentation

- Potential materiel alternatives — commercial items, nondevelopment item (NDI), allied, inter-Service, and new;
- Constraints by infrastructure, treaties and environments.

The MNS and other requirements documents are of particular value to the tester since they form the basis for the initial identification of critical issues that will be addressed in the test program.

5.2.3 Operational Requirements Document (ORD)

The ORD is first prepared for program initiation/start by the user or a user's representative and is

approved by the Service Chief or a designated representative. For ACAT ID programs, JROC will designate the approval authority for the ORD. At MS C, the updated ORD should contain thresholds and objectives for more detailed and refined performance capabilities and characteristics based on the results of trade-off studies and testing conducted during refinement of the engineering development model. The ORD is a translation of the MNS into user requirements, and each concept considered will have a tailored ORD. Objectives and thresholds for various system performance parameters outlined in the ORD will also be found in baseline documents, the TEMP and program specifications. (Figure 5-2.) Format for the ORD can be found in a CJCSI 3170.01B appendix.

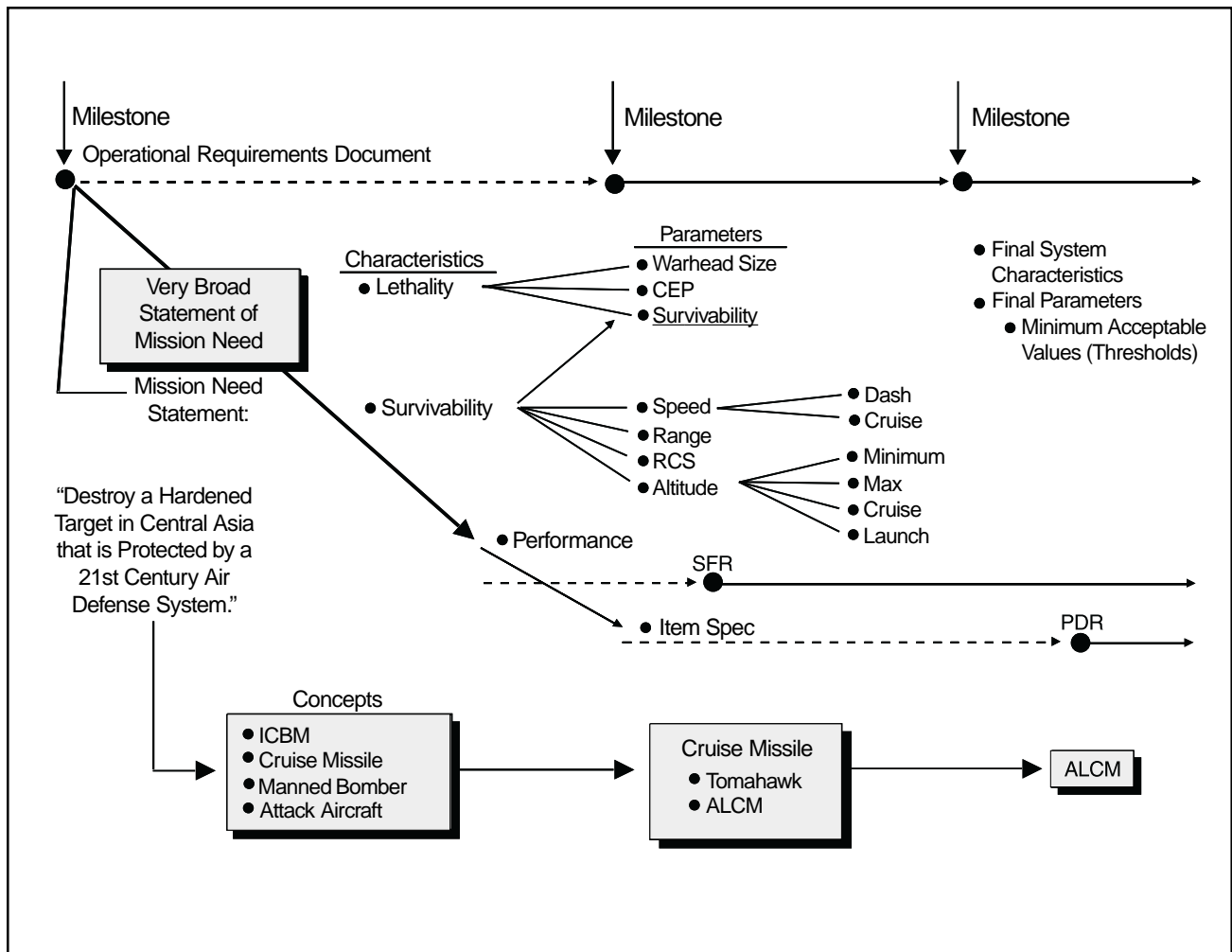


Figure 5-2. Requirements Definition Process

5.2.4 System Threat Assessment (STA)

An STA is prepared by the DoD Component Intelligence Command or Agency, and for ACAT ID programs, and are validated by the Defense Intelligence Agency. The STA, for Defense Acquisition Board (DAB) programs, will contain a concise description of the projected future operational threat environment, the system-specific threat, the reactive threat that could affect program decisions, and when appropriate, the results of interactive analysis obtained by the Service PM when evaluating the program against the threat. Threat projections start at the initial operating capacity (IOC) and extend over the following ten years. The STA provides the basis for the test design of threat scenarios and the acquisition of appropriate threat targets, equipment,

or surrogates. It provides threat data for development test and evaluation (DT&E) and operational test and evaluation (OT&E). Vulnerability and lethality analyses during live fire testing of ACAT I and II systems are contingent on valid threat descriptions. A summary of the STA is included in part 1 of the TEMP.

5.3 PROGRAM DECISION DOCUMENTATION

5.3.1 Acquisition Decision Memorandum (ADM)

Under Secretary of Defense for Acquisition and Technology (USD(A&T)) decisions at major defense ACAT ID milestones are recorded in a docu-

ment known as an ADM. The ADM documents a USD(A&T) decision on a MNS and on the Acquisition Program Baseline (APB) at milestones and decision reviews. In conjunction with an ADM and its included exit criteria for the next phase, the APB is a primary program guidance document providing goals/thresholds for systems performance.

5.3.2 Analysis of Alternatives (AOA)

An AOA is normally prepared by a DoD Component agency (or Principal Staff Assistant for ACAT IA programs), other than the program management office, for each milestone review beginning at MS B. The AOA aids decision makers by examining the relative advantages and disadvantages of program alternatives, shows the sensitivity of each alternative to possible changes in key assumptions, and provides the rationale for each option. The guidance in DoD 5000.2-R, Chapter 4, requires a clear linkage between the AOA, system requirements, and system evaluation measures of effectiveness.

The driving factor behind this linkage is the decision maker's reluctance to accept modeling or simulation projections for system performance in the future without actual test data that validates AOA results.

5.4 PROGRAM MANAGEMENT DOCUMENTATION

5.4.1 Acquisition Strategy

An event-based acquisition strategy must be formulated at the start of a development program. Event-driven acquisition strategy explicitly links program decisions to demonstrated accomplishments in development, testing, and initial production. The strategy constitutes a broad set of concepts that provide direction and control for the overall development and production effort. The acquisition strategy is updated at each milestone and decision review using an Integrated Product Team (IPT) structure throughout the life of a program. The level of detail reflected in the acquisition strategy can be expected

to increase as a program matures. The acquisition strategy serves as a tailored conceptual basis for formulating other program functional plans such as the TEMP.

It is important that T&E interests be represented as the acquisition strategy is formulated because the acquisition strategy should:

- Provide an overview of the T&E planned for the program, ensuring that adequate T&E is conducted prior to the production decision;
- Discuss plans for providing adequate quantities of test hardware;
- Describe levels of concurrence and combined development test/operational test (DT/OT).

5.4.2 Baseline Documentation

The Acquisition Program Baseline will initially be developed by the Program Management Office (PMO) at MS B and revised for each subsequent milestone. Baseline parameters represent the cost, schedule and performance objectives and thresholds for the system in a production configuration. Each baseline influences the T&E activities in the succeeding phases. Measures of effectiveness or measures of performance shall be used in describing needed capabilities early in a program. Guidance on the formulation of baselines is found in DoD 5000.2-R. Performance demonstrated during T&E of production systems must meet or exceed the thresholds. The thresholds establish deviation limits (actual or anticipated breach triggers reports) for key performance parameters beyond which the PM may not trade off cost, schedule or performance without authorization by the Milestone Decision Authority (MDA). Baseline and test documentation must reflect the same expectations for system performance. The total number of performance parameters shall be the minimum number needed to characterize the major drivers of operational effectiveness and suitability, schedule, technical progress, and cost. The performance parameters may

not completely define operational effectiveness or suitability. The MDA may add additional performance parameters not validated by the JROC.

5.4.3 Acquisition Logistics Planning

Supportability analyses are a composite of all support considerations necessary to ensure the effective and economical support of a system at all levels of maintenance for its programmed life cycle. Support concepts describe the overall logistic support program and include logistics requirements, tasks and milestones for the current and succeeding phases of the program. The analyses serve as the source document for logistic support testing requirements.

Guidelines for logistic support analyses are documented in Military Standard (MIL-STD)-1388-1A. This standard identifies how T&E programs should be planned to serve the following three logistics supportability objectives:

- (1) Provide measured data for input into system-level estimates of readiness, operational costs and logistics support resource requirements;
- (2) Expose supportability problems so they can be corrected prior to deployment;
- (3) Demonstrate contractor compliance with quantitative supportability — related design requirements.

Development of an effective T&E program requires close coordination of efforts among all system engineering disciplines, especially those involved in logistics support analyses. The support analyses should be drafted shortly before program start to provide a skeletal framework for logistics support analysis, to identify initial logistics testing requirements that can be used as input to the TEMP and to provide test feedback to support Integrated Logistics Support (ILS) development. Test resources will be limited early in the program.

5.4.4 Specification

The system specification document is used in development and procurement to describe the technical performance requirements for items, materials, and services including the procedures used to determine that requirements have been met. Specification evolves over the developmental phases of the program with increasing levels of detail: system; item performance; item detail; process; and material. Section 4 of the specification identifies what procedures (inspection, demonstration, analysis, and test) will be used to verify the performance parameters listed in section 3. Further details may be found in MIL-STD-961D, Military Defense Specification Standard Practices (incorporated portions of MIL-STD-490) which is fully exempt from the MIL-STD waiver process because it is a “Standard Practice.”

5.4.5 Work Breakdown Structure (WBS)

A program work breakdown structure (WBS) shall be established that provides a framework for program and technical planning, cost estimating, resource allocations, performance measurements, and status reporting. Program offices shall tailor a program WBS for each program using the guidance in Military Handbook (MIL-HDBK)-881. Level 2 of the WBS hierarchical structure addresses system level T&E with sub-levels for DT&E and OT&E. Additionally, each configuration item structure includes details of the integration and test requirements.

5.5 TEST PROGRAM DOCUMENTATION

5.5.1 Test and Evaluation Master Plan (TEMP)

An evaluation strategy is developed by the early-concept team that describes how the capabilities in the MNS will be evaluated once the system is developed. The evaluation strategy, when reviewed and approved by the Director, Operational Test and Evaluation (DOT&E) and the cognizant Overarching Integrated Product Team (OIPT) leader, provides the foundation for development of the program TEMP

at the milestone supporting program start. The TEMP is the basic planning document for T&E related to a DoD system acquisition (Figure 5-3). It is prepared by the PMO with the operational test information provided by the Service Operational Test Agency. It is used by Office of the Secretary of Defense (OSD) and the Services for planning, reviewing and approving T&E programs and provides the basis and authority for all other detailed T&E planning documents. The TEMP identifies critical technical parameters (CTPs), characteristics and critical operational issues (COI); and it describes the objectives, responsibilities, resources, and schedules for all completed and planned T&E. The TEMP, in the specified format, is required by DoD 5000.2-R for ACAT I, IA, and designated oversight programs (see appendix 2 for more information regarding the TEMP format). Format is at Service discretion for ACAT II and III programs.

5.5.2 Evaluation Plan

Evaluation planning is usually included within the test plan. Evaluation planning considers the evaluation and analysis techniques that will be required once the test data has been collected and processed. Evaluation is linked closely to the test design, especially the statistical models on which the test design is built.

The Army requires a system evaluation plan describing the evaluation being conducted by a technical independent evaluator or an operational independent evaluator.

The objective of the Army's "emphasis on evaluation" is to address the issues; describe the evaluation of issues which require data from sources other than test; state the technical or operational issues and criteria; identify data sources; state the approach to

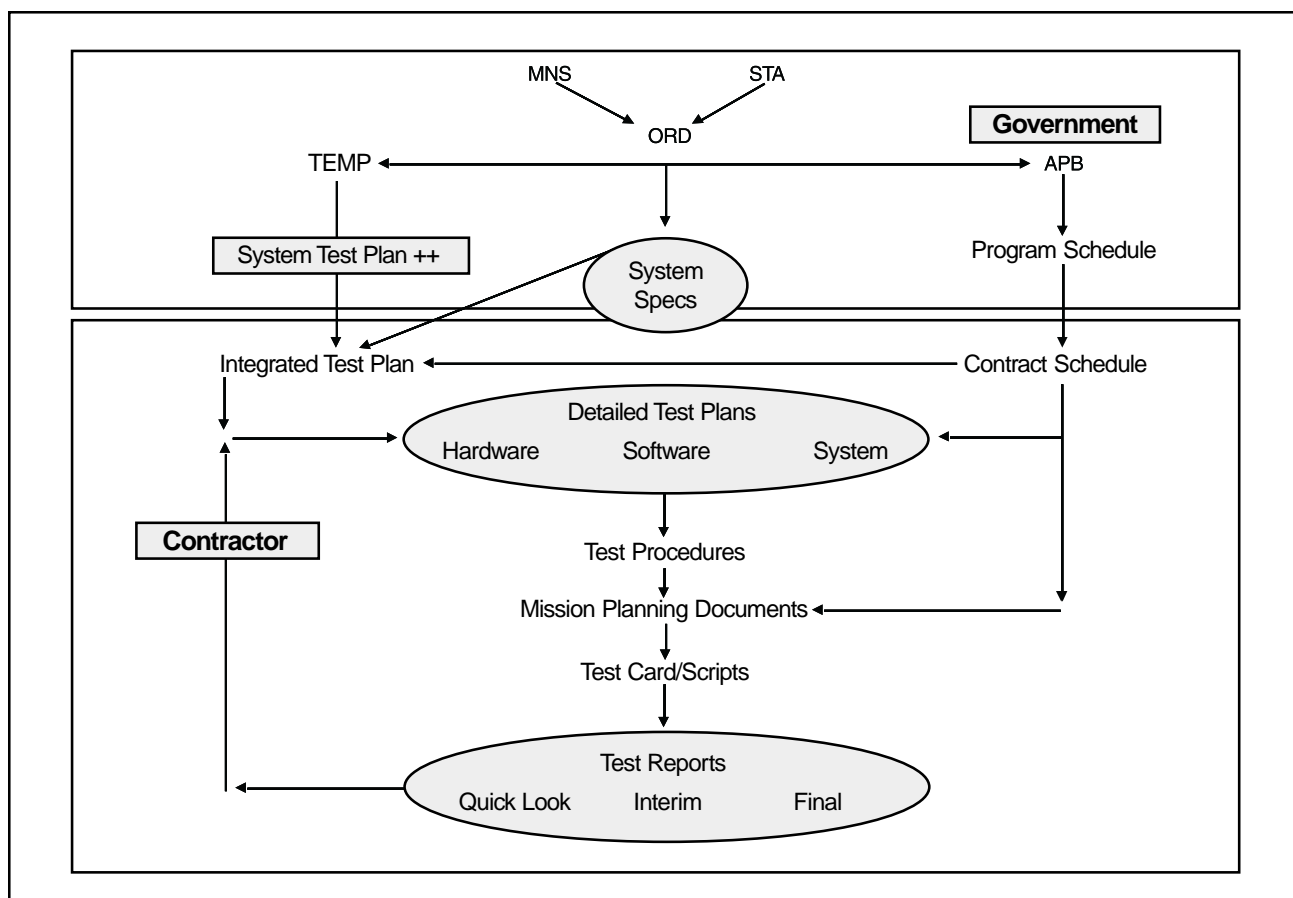


Figure 5-3. Test Program Documentation

the independent evaluation; specify the analytical plan and identify program constraints (Reference 59).

Evaluation plans are prepared for all systems in development by the independent evaluators during concept exploration and in coordination with the system developer. The Army System Evaluation Plan compliments the TEMP and is updated when the TEMP is revised. It identifies each evaluation issue and the methodology to be used to assess it, and specifies requirements for exchange of information between the development/operational testers and materiel developers.

5.5.3 Test Design

Test designers need to ensure that the test is constructed to provide useful information in all areas/aspects that will lead to an assessment of system performance. For example, a complicated, even ingenious, test that does not provide the information required by the decision makers is, in many respects, a failed endeavor. Therefore, part of the process of developing a test concept or test design (the distinction between these vary from organization to organization) should be to consider whether the test will provide the information required by the decision makers. In other words, "Are we testing the right things in the right way...and are our evaluations meaningful?"

The test design is statistical and analytical in nature and should perform the following functions:

- (1) Structure and organize the approach to testing in terms of specific test objectives;
- (2) Identify key measures of effectiveness (MOEs) and measures of performance (MOPs);
- (3) Identify the required data and demonstrate how the data will be gathered, stored, analyzed and used to evaluate MOEs;

- (4) Indicate what part modeling and simulation will play in meeting test objectives;

- (5) Identify the number and type of test events and required resources.

The test design may serve as a foundation for the more-detailed test plan and specifies the test objectives, events, instrumentation, methodology, data requirements, data management needs and analysis requirements.

5.5.4 Test Plan

The test plan translates a test concept and statistical/analytical test design into concrete resources, procedures and responsibilities. The size and complexity of a test program and its associated test plan are determined by the nature of the system being tested and the types of testing to be accomplished. Some major weapons systems may require large numbers of separate tests to satisfy test objectives and, thus, require a multi-volume test plan; other testing may be well-defined by a relatively brief test plan. The test plan also provides a description of the equipment configuration and known limitations to the scope of testing. The type of information typically included in a test plan is shown in Table 5-1.

5.5.5 Outline Test Plan/Resources Plan

The Army's Outline Test Plan (OTP) and Air Force's Test Resources Plan (TRP) are essential test planning documents. They are formal resource documents specifying the resources required to support the test. Since the OTP or TRP provide the basis for fiscal programming and coordinating the necessary resources, it is important that these documents be developed in advance and kept current to reflect maturing resource requirements as the test program develops. The Navy makes extensive use of the TEMP to document T&E resource requirements. Each Service has periodic meetings designed to review resource requirements and resolve problems with test support.

Table 5-1. Sample Test Plan Contents

PRELIMINARY PAGES

- i. Title page
- ii. Abstract
- iii. Table of Contents
- iv. Terms and Abbreviations
- v. Related Documents*

* The actual number of these pages will be determined
by the length of preliminary elements
(e.g., Table of Contents, Terms and Abbreviations, etc.).

MAIN BODY

1. Introduction
2. Test Purpose and Objectives
3. Concept of Test Operations
4. Method of Accomplishment
5. Test Schedule
6. Test Management and Organization
7. Responsibilities/Support
8. Personnel
9. Required Test Reports
10. Safety
11. Security
12. Information
13. Environmental Protection

ANNEXES

- A. Test Design
 - B. Data Requirements
 - C. Instrumentation Plan
 - D. Logistics Support Requirements
 - E. Reliability and Maintainability Data Plan
 - F. Intelligence/Threat Information
 - G-Z. As Required
- 1, 2, 3, etc., Detailed Test Procedures (Name of Test)

Distribution:

Source: Standard Procedures for USAF OT&E, July 1974.

5.5.6 Test Reports

5.5.6.1 Quick-Look Reports

Quick-look analyses are expeditious analyses performed during testing using limited amounts of the database. Such analyses often are used to assist in managing test operations. Quick-look reports are used occasionally to inform higher authorities of test results. Quick-look reports may have associated briefings that present T&E results and substantiate conclusions or recommendations. Quick-look reports may be generated by the contractor or government agency. They are of particularly critical interest for high-visibility systems that may be experiencing some development difficulties. Techniques and formats should be determined before the start of testing. They may be exercised during pretest trials.

5.5.6.2 Final Test Report

The final test report disseminates the test information to decision authorities, program office staff and the acquisition community. It provides a permanent record of the execution of the test and its results. The final test report should relate the test results to the critical issues and address the objectives stated in the test design and test plan. A final test report may be separated into two sections — a main section providing the essential information about test methods and results, and a second section consisting of supporting appendices to provide details and supplemental information. Generally, the following topics are included in the main body of the report:

- (1) Test purpose
- (2) Issues and objectives
- (3) Method of accomplishment
- (4) Results (keyed to the objectives and issues)
- (5) Discussion, conclusions and recommendations.

Appendices of the final test report may address the following topics:

- (1) Detailed test description
- (2) Test environment
- (3) Test organization and operation
- (4) Instrumentation
- (5) Data collection and management
- (6) Test data
- (7) Data analysis
- (8) Modeling and simulation
- (9) Reliability, availability and maintainability information
- (10) Personnel
- (11) Training
- (12) Safety
- (13) Security
- (14) Funding
- (15) Asset Disposition.

The final test report may contain an evaluation and analysis of the results, or the evaluation may be issued separately. The analysis tells what the results are, whereas an evaluation tells what the results mean. The evaluation builds on the analysis and generalizes from it, showing how the results apply outside the test arena. It shows what the implications of the test are and may provide recommendations. The evaluation may make use of independent analyses of all or part of the data; it may employ data from other sources and may use modeling and simulation to generalize the results and extrapolate

to other conditions. In the case of the Army, a separate Independent Evaluation Report is prepared by independent evaluators within the Army Evaluation Center (AEC).

5.6 OTHER TEST-RELATED STATUS REPORTS

5.6.1 End of Test Phase Report

The Services are required by DoD 5000.2-R to submit to OSD T&E offices copies of their formal detailed DT&E, OT&E, and live fire T&E reports that are prepared at the end of each phase of testing for ACAT I, IA, and oversight programs. These reports will generally be submitted 45 days in advance of a milestone or decision review.

5.6.2 Beyond Low-Rate Initial Production Report (BLRIP)

Before an ACAT I or DOT&E designated program can proceed beyond Low Rate Initial Production

(LRIP), the DOT&E must submit a BLRIP report to the Secretary of Defense and the Senate and House of Representatives Committees on Armed Services, National Security, and Appropriations. This report addresses whether the OT&E performed was adequate and whether the IOT&E results confirm items or components tested are effective and suitable for use in combat by typical military users. The report may include information on the results of live fire T&E for applicable major systems.

5.7 SUMMARY

A wide range of documentation is available to the test manager and should be used to develop T&E programs that address all relevant issues. The PM must work to ensure that T&E requirements are considered at the outset when the acquisition strategy is formulated. The PM must also require early, close coordination and a continuing dialogue among those responsible for integration of functional area planning and the TEMP.

6

TYPES OF TEST AND EVALUATION

6.1 INTRODUCTION

This chapter provides a brief introduction to development test and evaluation (DT&E) and operational test and evaluation (OT&E) — two principal types of test and evaluation (T&E). It also discusses the role of qualification testing as a sub-element of development testing. Other important types of T&E are introduced. They include: multi-Service testing; joint T&E; live fire testing; nuclear, chemical and biological testing; and nuclear hardening and survivability testing. As Figure 6-1 illustrates, DT&E and OT&E are performed throughout the acquisition process and identified by nomenclature that may change with the phase of the acquisition cycle in which they occur.

6.2 DEVELOPMENT TEST AND EVALUATION (DT&E)

Development test and evaluation is T&E conducted throughout the acquisition process to assist in engineering design and development and to verify that technical performance specifications have been met. The DT&E is planned and monitored by the developing agency and is normally conducted by the contractor. However, the development agency may perform technical compliance tests before OT&E. It includes the T&E of components, subsystems, preplanned product improvement (P³I) changes, hardware/software integration and production qualification testing. It encompasses the use of models, simulations, test beds, and prototypes or full-scale engineering development models of the system. Development test and evaluation may involve a wide degree of test complexity, depending upon the type of system or test article under development; e.g., tests of electronic bread-

boards or brassboards, components, subsystems or experimental prototypes.

Development test and evaluation supports the system design process through an iterative Simulate-Test-Evaluate Process (STEP) that involves both contractor and government personnel. Because contractor testing plays a pivotal role in the total test program, it is important the contractor establishes an integrated test plan early to ensure that the scope of the contractor's test program satisfies government and contractor test objectives.

The program manager (PM) remains responsible for the ultimate success of the overall program. The PM and the test specialists on the PM's staff must foster an environment that provides the contractor with sufficient latitude to pursue innovative solutions to technical problems and, at the same time, provides the data needed to make rational trade-off decisions between cost, schedule and performance as the program progresses.

6.2.1 Production Qualification Test (PQT)

Qualification testing is a form of development testing that verifies the design and manufacturing process. Production qualification tests are formal contractual tests that confirm the integrity of the system design over the operational and environmental range in the specification. These tests usually use pre-production hardware fabricated to the proposed production design specifications and drawings. Such tests include contractual reliability and maintainability demonstration tests required before production release. Production qualification T&E must be completed before full rate production in accordance with Department of Defense (DoD) 5000.2-R.

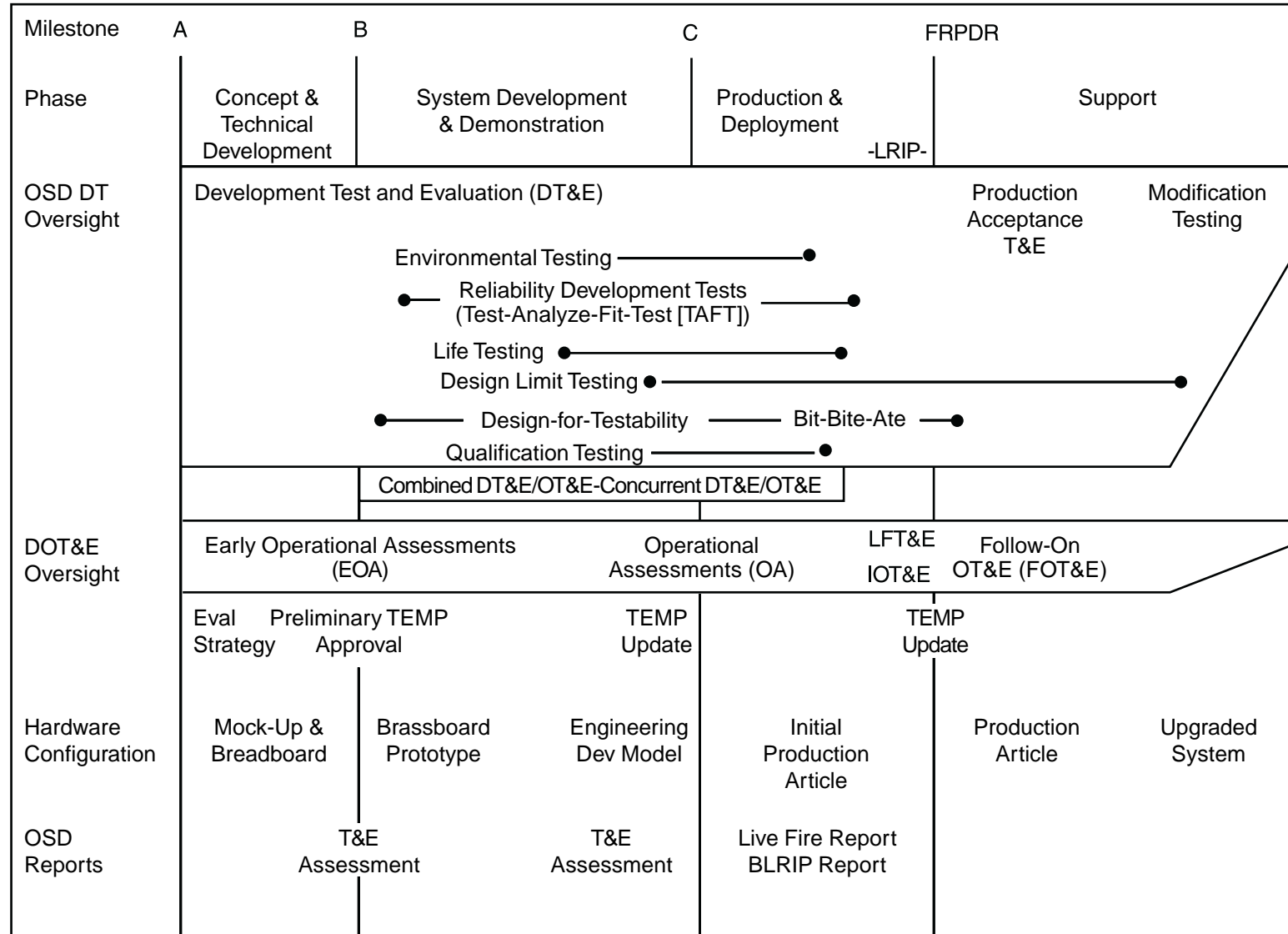


Figure 6-1. Testing During Acquisition

Production qualification tests may be conducted on low rate initial production (LRIP) items to ensure the maturity of the manufacturing process, equipment and procedures. These tests are conducted on each item or a sample lot taken at random from the first production lot and are repeated if the process or design is changed significantly or if a second or alternative source is brought on line. These tests are also conducted against contractual design and performance requirements.

6.3 OPERATIONAL TEST AND EVALUATION (OT&E)

6.3.1 The Difference Between Development and Operational Testing

Air Force Manual 55-43, published in June 1979, once contained the following account of the first OT&E; this anecdote serves as an excellent illustration of the difference between development and operational testing:

The test and evaluation of aircraft and air weapon systems started with the contract awarded to the Wright brothers in 1908. This contract specified a craft which would lift two men with a total weight of 350 pounds, carry enough fuel for a flight of 125 miles, and fly 40 miles per hour in still air. The contract also required that testing be conducted to assure this capability.

What we now call development test and evaluation (DT&E) was satisfied when the Wright brothers (the developers) demonstrated that their airplane could meet those first contract specifications. However, no immediate military mission had been conceived for the Wright Flyer. It was shipped to Fort Sam Houston, Texas, where Captain Benjamin D. Foulois, the pilot, had orders to “teach himself to fly.” He had to determine the airplane’s performance, how to maintain it, and the kind of organization that would use it. Cavalry wagon masters had to be trained as airplane mechanics, and Captain Foulois was his own instructor pilot.

In the process, Captain Foulois subjected the Wright Flyer to test and evaluation under operational conditions. Foulois soon discovered operational deficiencies. For example, there was no seat on the airplane. During hard landings, Foulois’ 130 pound frame usually parted company from the airplane. To correct the problem, Foulois bolted an iron tractor seat to the airplane. The seat helped, but Foulois still toppled from his perch on occasion. As a further improvement, Foulois looped his Sam Browne belt through the seat and strapped himself in. Ever since then, contoured seats and safety belts — a product of this earliest “operational” test and evaluation — have been part of the military airplane.

Captain Foulois’ experience may seem humorous now, but it dramatically illustrates the need for operational testing. It also shows that operational testing has been going on for a long time.

As shown in Table 6-1 where development testing is focused on meeting detailed technical specifications, the operational test focuses on the actual functioning of the equipment in a realistic combat environment in which the equipment must interact with humans and peripheral equipment. While DT&E and OT&E are separate activities and are conducted by different test communities, the communities must interact frequently and are generally complementary. The DT&E provides a view of the potential to reach technical objectives, and OT&E provides an assessment of the system’s potential to satisfy user requirements.

6.3.2 The Purpose of Operational Test and Evaluation

Operational Test and Evaluation is defined in Title 10, U.S.C. 139 and 2399:

The field test, under realistic combat conditions, of any item of (or key component of) weapons, equipment, or munitions for the purposes of determining the effectiveness and suitability of the weapons, equipment,

Table 6-1. Differences Between DT&E and IOT&E

DT&E	IOT&E
<ul style="list-style-type: none"> • Controlled by Program Manager • One-on-One Tests • Controlled Environment • Contractor Involvement • Trained, Experienced Operators • Precise Performance Objectives and Threshold Measurement • Test to Specification • Development Test Article 	<ul style="list-style-type: none"> • Controlled by Independent Agency • Many-on-Many Tests • Realistic/Tactical Environment with Operational Scenario • Restricted System Contractor Involvement • User Troops Recently Trained on Equipment • Performance Measurement of Operational Effectiveness and Suitability • Test to Requirements • Production Representative Test Article

or munitions for use in combat by typical military users; and the evaluation of the results of such test. This term does not include an operational assessment based exclusively on computer modeling, simulation, or an analysis of system requirements, engineering proposals, design specifications, or any other information contained in program documents.

Definitions of operational effectiveness and operational suitability are listed below:

Operational Effectiveness: The overall degree of mission accomplishment of a system when used by representative personnel in the environment planned or expected (e.g. natural, electronic, threat etc.) for operational employment of the system considering organization, doctrine, tactics, survivability, vulnerability, and threat (including countermeasures, initial nuclear weapons effects, nuclear, biological and chemical contamination (NBCC) threats).

Operational Suitability: The degree to which a system can be placed satisfactorily in field use with consideration given to availability, compatibility, transportability, interoperability, reliability, wartime usage rates, maintainability, safety, human factors,

manpower supportability, logistics supportability, natural environmental effects and impacts, documentation and training requirements.

In each of the Services, operational testing is conducted under the auspices of an organization that is independent of the development agency, in environments as operationally realistic as possible, with hostile forces representative of the anticipated threat and with typical users operating and maintaining the system. In other words, OT&E is conducted to ensure that new systems meet the user's requirements, operate satisfactorily, and are supportable under actual field conditions. The major questions addressed in OT&E are shown in Figure 6-2.

Operational Assessment (EOA, OA): The OA normally take place during each phase of the acquisition process prior to Initial Operational Test and Evaluation (IOT&E). They are used to provide an early assessment of potential operational effectiveness and suitability for decision makers at decision points. These assessments attempt to project the system's potential to meet the user's requirements. Assessments conducted early in the program development process may be called Early Operational Assessments (EOA).

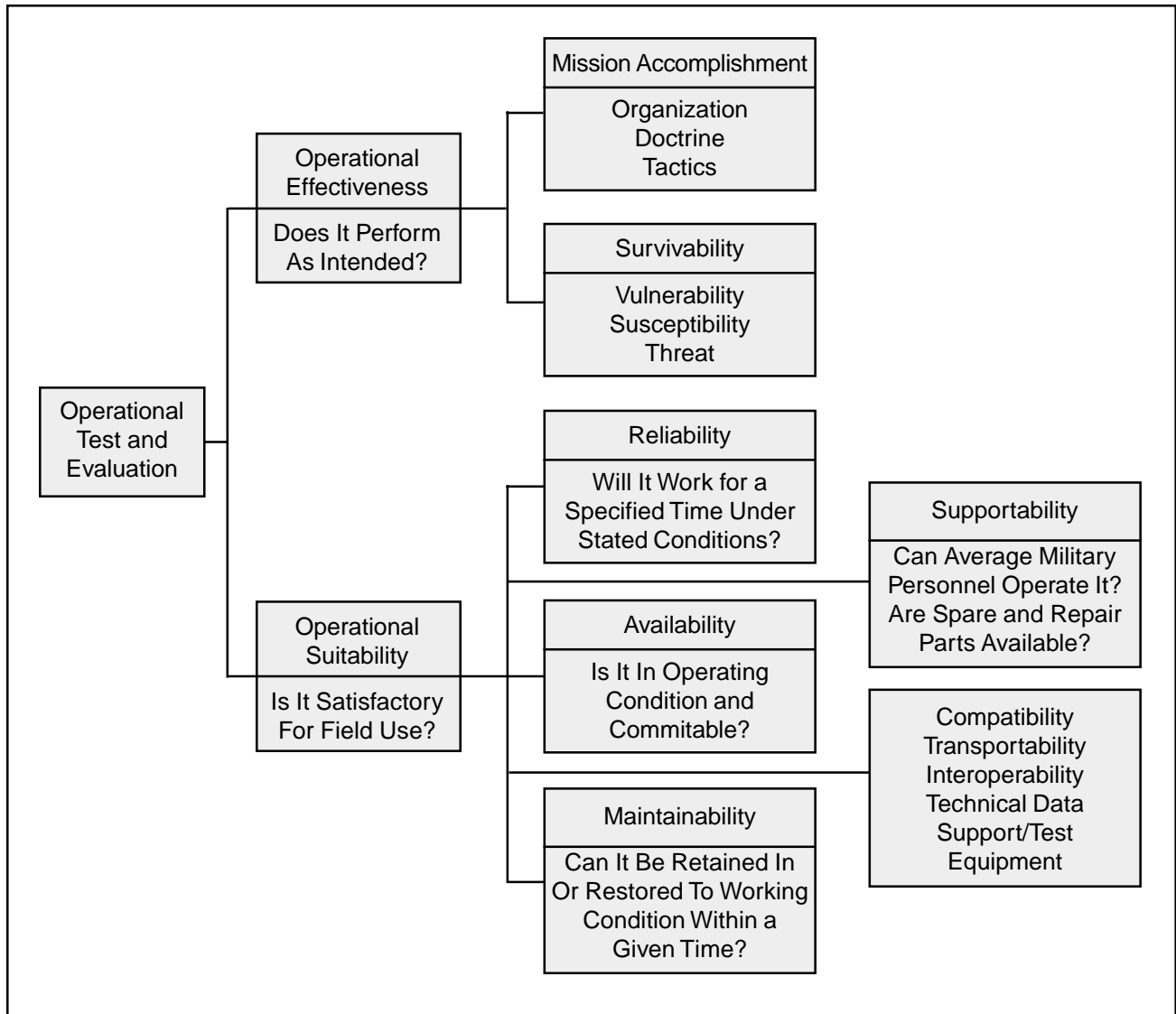


Figure 6-2.
Sample Hierarchy of Questions Addressed in Operational Test and Evaluation

6.3.3 Initial Operational Test and Evaluation

The OT&E performed in support of the full-rate production decision is generally known as Initial Operational Test and Evaluation (IOT&E). The Navy calls this event OPEVAL (operational evaluation). The IOT&E occurs during LRIP and must be completed before the Full Rate Production Decision Review. More than one IOT&E may be conducted on the system if there are system performance problems requiring re-test, the system is de-certified, or

a need exists to test in different environments. The operational test is conducted on a production or production representative system using typical operational personnel in a realistic combat scenario.

6.3.4 Follow-on Operational Test and Evaluation

The OT&E performed after a full rate production decision may be called follow-on operational test and evaluation (FOT&E) and is conducted during fielding/deployment, operational support. It, too, is

sometimes divided into two separate activities. Preliminary FOT&E is normally conducted after the initial operational capability is attained to assess full system capability. It is conducted by the OT&E organization to verify the correction of deficiencies, if required, and to assess system training and logistics status not evaluated during IOT&E. Subsequent FOT&E is conducted on production items throughout the life of a system. The results are used to refine estimates of operational effectiveness and suitability; to update training, tactics, techniques and doctrine; and to identify operational deficiencies and evaluate modifications. This later FOT&E often is conducted by the operating command.

6.4 MULTI-SERVICE TEST AND EVALUATION

Multi-Service test and evaluation is T&E conducted on a system being acquired for use by more than one Service, i.e., a joint service acquisition program. All affected Services and their respective operational test agencies participate in planning, conducting, reporting and evaluating the multi-Service test program. One Service is designated the lead Service and is responsible for the management of the program. The lead Service is charged with the preparation and coordination of a single report that reflects the system's operational effectiveness and suitability for each Service.

The management challenge in a joint acquisition program conducting multi-Service T&E stems from the fact that the items undergoing testing will not necessarily be used by each of the Services for identical purposes. Differences among the Services usually exist in performance criteria, tactics, doctrine, configuration of armament or electronics and the operating environment. As a result, a deficiency or discrepancy, considered disqualifying by one Service, is not necessarily disqualifying for all Services. It is incumbent upon the lead Service to establish a discrepancy reporting system that permits each participating Service to document all discrepancies noted. At the conclusion of a multi-Service T&E, each participating OT&E agency prepares an

independent evaluation report in its own format and submits that report through its normal Service channels. The lead Service OT&E agency prepares the documentation that goes forward to the Milestone Decision Authority. This documentation is coordinated with all participating OT&E agencies.

6.5 JOINT TEST AND EVALUATION

Joint T&E is not the same as multi-Service T&E. Joint T&E is a specific program activity sponsored and funded by an Office of the Secretary of Defense (OSD). Joint T&E programs are not acquisition-oriented; they are a means of examining joint-Service tactics and doctrine. Past joint-test programs have been conducted to provide information required by the Congress, the OSD, the commanders of the Unified Commands and the Services. Joint tests are usually characterized as either Joint Development T&E or Joint Operational T&E. Joint development T&Es (Deputy Director, Developmental Test Evaluation, S&TS charter) focus on obtaining information on system requirements, system performance, system interoperability, technical concepts, technical improvements, improved testing methodologies or test resource requirements.

Joint operational tests and evaluations (Director of Operational Test and Evaluation (DOT&E) charter) are conducted using actual fielded equipment, simulators or surrogate equipment in an exercise or operational environment to obtain data pertinent to operational doctrine, tactics and procedures.

An OSD committee reviews candidate nominations for joint test programs each year; and, if a proposal is deemed appropriate by the feasibility study, a lead Service is selected and tasked (issued a charter) to plan and execute the program using a test force of participating Service personnel.

The commanders of the four-Service operational test agencies — the Army Test and Evaluation Command (ATEC), the Navy Operational Test and Evaluation Force (OPTEVFOR), the Air Force Operational Test and Evaluation Center (AFOTEC), and the Marine

Corps Operational Test and Evaluation Activity (MCOTEA) — have signed a Memorandum of Agreement on Multi-Service OT&E and Joint T&E (Reference 35) that stipulates how both types of programs are to be managed.

6.6 LIVE FIRE TESTING

The Live Fire Test (LFT) Program was mandated by the Congress in the National Defense Authorization Act for Fiscal 1987 (Public Law 99-661) passed in November 1986. Specifically, this law stipulated that a major [Acquisition Category (ACAT) I and II] program development may not proceed beyond low rate initial production until realistic survivability or (in the case of missiles and munitions) lethality testing has been completed.

In 1984, before the passage of this legislation, the OSD had chartered a joint test program designed to address similar questions relative to systems already in field use. This program, the Joint LFT, was initially divided into two distinct parts: Armor/Anti-armor and Aircraft. The program's objectives are to:

- Gather empirical data on the vulnerability of existing U.S. systems to Soviet weapons;
- Gather empirical data on the lethality of existing U.S. weapons against Soviet systems;
- Provide insights into the design changes necessary to reduce vulnerabilities and improve lethality of existing U.S. weapon systems;
- Calibrate current vulnerability and lethality models.

The legislated LFT Program complements the older Joint Live Fire (JLF) Program. While the JLF Program was designed to test systems that were fielded before being completely tested, the spirit and intent of the LFT legislation is to avoid the need to play "catch-up." This program not only requires the Services to test their weapons systems as early as

possible against the expected combat threat, but also before full rate production, to identify design characteristics that cause undue combat damage or measure munitions lethality. Remedies for deficiencies can entail required retrofits, production stoppages or other more time-consuming solutions. The essential feature of LFT is that appropriate threat munitions are fired against a major U.S. system configured for combat to test its vulnerability and/or that a major U.S. munitions or missile is fired against a threat target configured for combat to test the lethality of the munitions or missile.

Live Fire Test and Evaluation Guidelines were first issued by the Deputy Director, T&E (Live Fire Testing) in May 1987 to supplement DoD Test and Evaluation Master Plan guidelines (DoD 5000.2-M) in areas pertaining to live fire testing (Reference 34). These guidelines encompass all major defense acquisition programs and define LFT requirements. In 1994 Public Law 103-355 directed that oversight of Live Fire Testing be moved within DoD to the DOT&E. Guidelines for this program are now found in DoD 5000.2-R.

6.7 NUCLEAR, BIOLOGICAL AND CHEMICAL WEAPONS TESTING

The testing of nuclear, biological and chemical (NBC) weapons is highly specialized and regulated. Program managers involved in these areas are advised to consult authorities within their chain of command for the specific directives, instructions and regulations that apply to their individual situations. Nuclear weapons tests are divided into categories in which the responsibilities of the Department of Energy (DOE), the Defense Nuclear Agency (DNA) and the military Services are clearly assigned. The DOE is responsible for nuclear warhead technical tests; the DNA is responsible for nuclear weapons effects tests. The Services are responsible for the testing of Service-developed components of nuclear subsystems. All nuclear tests are conducted within the provisions of the Limited Test Ban Treaty that generally restricts nuclear detonations to the

underground environment. Nuclear weapons testing requires extensive coordination between Service and DOE test personnel (Reference 18).

Since the United States signed and ratified the Geneva Protocol of 1925, U.S. policy has been never to be the first to use lethal chemical weapons; it may, however, retaliate with chemical weapons if so attacked. With the signing and ratification of the 1972 Biological and Toxin Weapon Convention, the United States formally adopted the position that it would not employ biological or toxin weapons under any circumstances. All such weapons were reported destroyed in the early 1970s (Reference 14).

Regarding retaliatory capability against chemical weapons, the Service Secretaries are responsible for ensuring that their organizations establish requirements and determine the military characteristics of chemical deterrent items and chemical defense items. The Army has been designated the DoD executive agent for DoD chemical warfare, research, development and acquisition programs (Reference 14).

United States policy on chemical warfare seeks to:

- Deter the use of chemical warfare weapons by other nations;
- Provide the capability to retaliate if deterrence fails;
- Achieve the early termination of chemical warfare at the lowest possible intensity (Reference 14).

In addition to the customary development tests (conducted to determine if a weapon meets technical specifications) and operational tests (conducted to determine if a weapon will be useful in combat), chemical weapons testing involves two types of chemical tests — chemical mixing and biotoxicity. Chemical-mixing tests are conducted

to obtain information on the binary chemical reaction. Biotoxicity tests are performed to assess the potency of the agent generated. Chemical weapons testing, of necessity, relies heavily on the use of nontoxic stimulants, since such substances are more economical and less hazardous, and open-air testing of live agents has been restricted since 1969 (Reference 14).

6.8 NUCLEAR HARDNESS AND SURVIVABILITY TESTING

Nuclear hardness is a quantitative description of the physical attributes of a system or component that will allow it to survive in a given nuclear environment. Nuclear survivability is the capability of a system to survive in a nuclear environment and to accomplish a mission. Department of Defense policy requires the incorporation of nuclear hardness and survivability features in the design, acquisition and operation of major and nonmajor systems that must perform critical missions in nuclear conflicts. Nuclear hardness levels must be quantified and validated (Reference 15).

The T&E techniques used to assess nuclear hardness and survivability include: nuclear testing, physical testing in a simulated environment, modeling, simulation and analysis. Although nuclear tests provide a high degree of fidelity and valid results for survivability evaluation, they are not practical for most systems due to cost, long lead times and international treaty constraints. Underground testing is available only on a prioritized basis for critical equipment and components and is subject to a frequently changing test schedule. Physical testing provides an opportunity to observe personnel and equipment in a simulated nuclear environment. Modeling, simulation and analysis are particularly useful in the early stages of development to provide early projections before system hardware is available. These methods are also used to furnish assessments in an area that, because of safety or testing limitations, cannot be directly observed through nuclear or physical testing.

6.9 SUMMARY

Test and evaluation is a spectrum of techniques used to address questions about critical performance parameters during system development. These questions may involve several issues including: technical and survivability (development testing); effec-

tiveness and suitability (operational testing); those affecting more than one Service (multi-Service and joint testing); vulnerability and lethality (live fire testing), nuclear survivability; or the use of other than conventional weapons (i.e., nuclear, biological or chemical).

II

MODULE

DEVELOPMENTAL TEST AND EVALUATION

Material acquisition is an iterative process of designing, building, testing, identifying deficiencies, fixing, retesting and repeating. Developmental Test and Evaluation (DT&E) is an important aspect of this process. The DT&E is performed in the factory, laboratory and on the proving ground. It is conducted by subcontractors, as they are developing the components and subassembly; the prime contractor, as he/she assembles the components and ensures integration of the system; and by the government, to demonstrate how well the weapon system meets its technical and operational requirements. This module describes development testing and the various types of activities it involves. The module also discusses how development testing is used to support the technical review process.

7

INTRODUCTION TO DEVELOPMENT TEST AND EVALUATION

7.1 INTRODUCTION

Development test and evaluation (DT&E) is test and evaluation (T&E) conducted to demonstrate that the engineering design and development process is complete. The contractor uses it to reduce risk, validate and qualify the design, and ensure that the product is ready for government acceptance. The DT&E results are evaluated to ensure that design risks have been minimized and the system will meet specifications. The results are also used to estimate the system's military utility when it is introduced into service. Also, DT&E serves a critical purpose in reducing the risks of development by testing selected high-risk components or subsystems. Finally, DT&E is the government developing agency tool used to confirm that the system performs as technically specified and that the system is ready for field testing. This chapter provides a general discussion of contractor and government DT&E activities, stresses the need for an integrated test program, describes some special-purpose development tests (DTs) and discusses several factors that may influence the extent and scope of the DT&E program.

7.2 DT&E AND THE SYSTEM ACQUISITION CYCLE

As illustrated in Figure 7-1, DT&E is conducted throughout the system life cycle. Development test and evaluation may begin before program initiation with the evaluation of evolving technology, and it continues after the system is fielded.

7.2.1 DT&E Prior to Program Initiation

Prior to program initiation, modeling, simulations and technology feasibility testing is conducted to

confirm that the technology considered for the proposed weapon development is the most advanced available and that it is technically feasible.

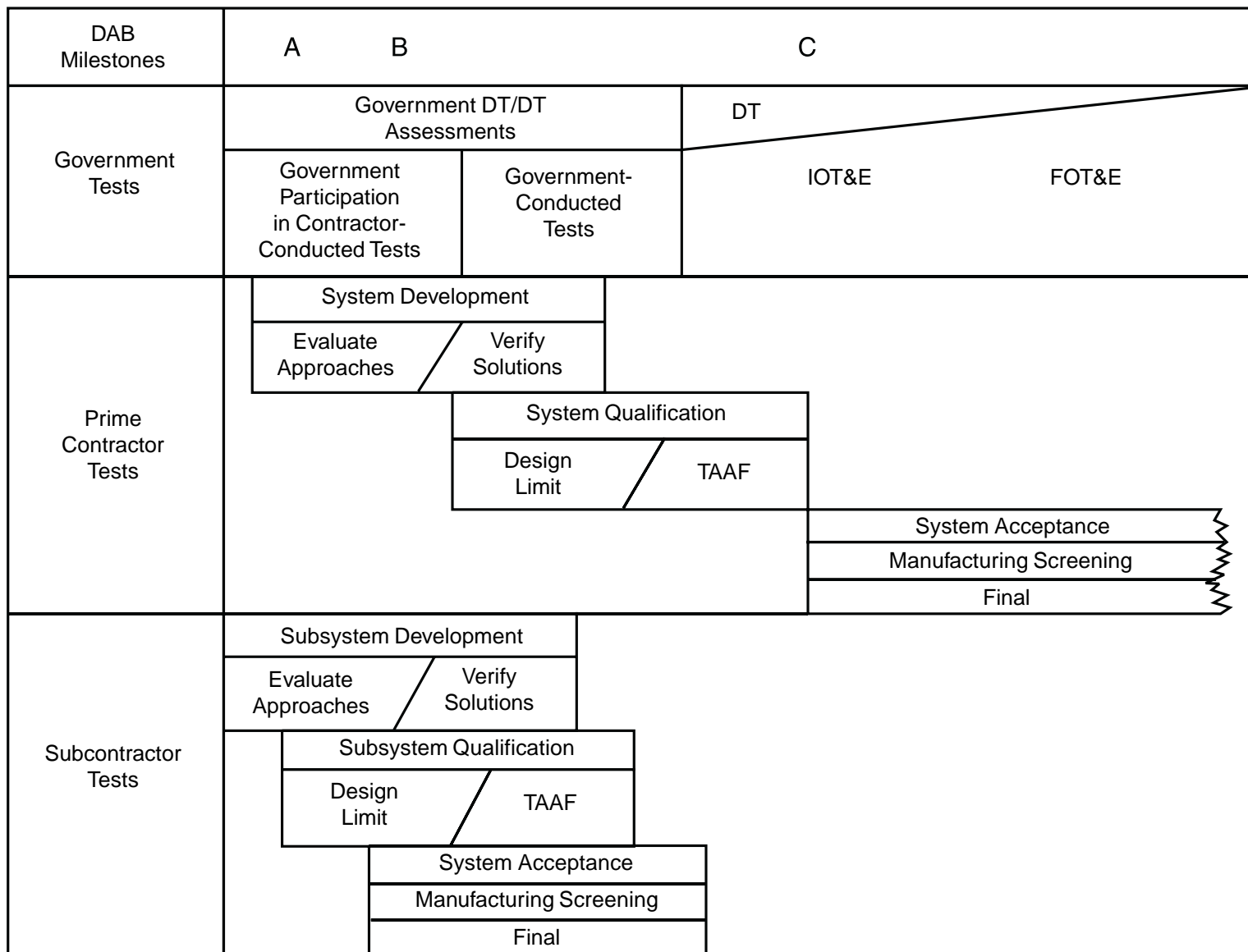
7.2.2 DT&E During Concept and Technical Development

Development testing that takes place is conducted by a contractor or the government to assist in selecting preferred alternative system concepts, technologies and designs. The testing conducted depends on the state of development of the test article's design. Government test evaluators participate in this testing because information obtained can be used to support the Systems Requirements Review. The information obtained from these tests may also be used to support a program start decision by the Services or the Office of the Secretary of Defense (OSD).

7.2.3 DT&E During System Development and Demonstration

Development testing conducted is used to demonstrate that: technical risk areas have been identified and can be reduced to acceptable levels; the best technical approach can be identified; and, from this point on, engineering efforts will be required rather than experimental efforts. It supports the decision review that considers transition from prototype design into advanced engineering and construction of the engineering development model (EDM). This DT&E includes contractor/government integrated testing, engineering design testing, and advanced development verification testing.

Development testing during systems integration is most often conducted at the contractor's facility. It



Source: Adapted and modified from "Solving the Risk Equation in Transitioning from Development to Production," January 19, 1984.

Figure 7-1. Contractor's Integrated Test Requirements

is conducted on components, subsystems, brassboard configurations or advanced development prototypes to evaluate the potential application of technology and related design approaches before system demonstration. Component interface problems and equipment performance capabilities are evaluated. The use of properly validated analysis, modeling and simulation is encouraged, especially during the early phases to assess those areas that, for safety or testing capability limitations, cannot be observed directly through testing. Models and simulations can provide early projections of systems performance, effectiveness and suitability and can reduce testing costs. This T&E also may include initial environmental assessments.

Army testing of the Advanced Attack Helicopter (AAH) provides an example of the type of activities that occur during DTs. The early DT&E of the AAH was conducted by the Army Engineering Flight Activity. The test was conducted in conjunction with an Early Operational Assessment, and candidate designs were flown more than 90 hours to evaluate flight handling qualities and aircraft performance. This test also included the firing of the 30 millimeter cannon and the 2.75-inch rockets. Reliability, availability and maintainability (RAM) data were obtained throughout the test program. These data, along with RAM data provided from early contractor testing, became a part of the system's RAM database. After evaluating the results, the Army selected a contractor to proceed with the next development phase of the AAH.

Development test and evaluation conducted during system demonstration provides the final technical data for determining a system's readiness to transition into low rate initial production (LRIP). It is conducted using advanced engineering development models and is characterized by engineering and scientific approaches under controlled conditions. The qualification testing provides quantitative and qualitative data for use in the system's evaluation. The evaluation results are used by the development community and are also provided to Service and OSD decision authorities. These tests

measure technical performance including: effectiveness, reliability, availability, maintainability, compatibility, interoperability, safety and supportability. They include tests of human engineering and technical aspects of the system. Demonstrations are also included showing whether engineering is reasonably complete and if solutions to all significant design problems are in hand.

7.2.4 DT&E During Production and Deployment

7.2.4.1 Low Rate Initial Production

Development test and evaluation may be conducted on engineering development models or LRIP articles as a prelude to certifying the system ready for Initial Operational Test and Evaluation (IOT&E). Each Service has different and specific processes incorporated in the certification for IOT&E documentation. The Navy conducts additional DT&E for certification called TECHEVAL (technical evaluation). This is a DT&E event that is conducted in a more operationally realistic test environment. The Air Force has developed a guide with a structured process using templates to assist the program manager (PM) in assessing the program's readiness for IOT&E.

As an example of testing done during this phase, the Army AAH was flown in a series of engineering design tests (EDTs). The EDT-1, -2 and -4 were flown at the contractor's facility. (The EDT-3 requirement was deleted during program restructuring.) The objectives of these flight tests were to evaluate the handling characteristics of the aircraft, check significant performance parameters and confirm the correction of deficiencies noted during earlier testing. The EDT-5 was conducted at an Army test facility, Yuma Proving Ground. The objectives of this test were the same as earlier EDTs; however, the testers were required to ensure that all discrepancies were resolved before the aircraft entered operational testing. During the EDTs, operational test personnel were completing operational test (OT) design, bringing together test

resources and observing the DT&E tests. Additionally, OT personnel were compiling test data, such as the system contractor's test results, from other sources. The evolving DT results and contractor data were made available to the Critical Design Review members to ensure that each configuration item design was essentially completed. The Army conducted a Physical Configuration Audit (PCA) to provide a technical examination to verify that each item "as built" conformed to the technical documentation defining that item.

7.2.4.2 Full Rate Production and Deployment

Development testing may be necessary after the full-rate production decision is made. This testing is normally tailored to verify correction of identified design problems and demonstrate the system modification's readiness for production. This testing is conducted under controlled conditions and provides quantitative and qualitative data. This testing is conducted on production items delivered from either the pilot or initial production runs. To ensure that the items are produced according to contract specification, limited quantity production sampling processes are used. This testing determines whether the system has successfully transitioned from engineering development prototype to production, and whether it meets design specifications.

7.2.5 Support

The DT, which occurs soon after the initial operating capability or initial deployment, assesses the deployed system's operational readiness and supportability. It ensures that all deficiencies noted during previous testing have been corrected, evaluates proposed product improvements and block upgrades, and ensures that integrated logistics support is complete. It also evaluates the resources on hand and determines if the plans to ensure operational phase readiness and support objectives are sufficient to maintain the system for the remainder of its acquisition life cycle. For mature systems, DT&E is performed to assist in modifying the

system to help meet new threats, add new technologies, or aid in extending service life.

Once a system approaches the end of its usefulness, the DT conducted is concerned with the monitoring of a system's current state of operational effectiveness, suitability and readiness to determine whether major upgrades are necessary or deficiencies warrant consideration of a new system replacement. Tests are normally conducted by the operational testing community; however, the DT&E community may be required to assess the technical aspects of the system.

7.3 DT&E RESPONSIBILITIES

As illustrated in Figure 7-1, the primary participants in testing are the prime contractor, subcontractor, Service materiel developer or developing agency and the operational test and evaluation (OT&E) agency. In some Services, there are also independent evaluation organizations that assist the testing organization in designing and evaluating development tests. As the figure shows, system development testing is performed principally by contractors during the early development stages of the acquisition cycle and by government test/evaluation organizations during the later phases.

Army testing of the AAH illustrates the type of DT performed by contractors and the relationship of this type of testing to government DT&E activities. During the contractor competitive testing of the Army AAH, prime contractor and subcontractor testing included design support tests, testing of individual components, establishing fatigue limits, and bench testing of dynamic components to demonstrate sufficient structural integrity to conduct the Army competitive flight test program. Complete dynamic system testing was conducted utilizing ground test vehicles. Besides supporting the contractor's development effort, these tests provided information for the Army technical review process as the systems, preliminary and critical design reviews were conducted. Following successful completion of the ground test vehicle qualification

testing, first flights were conducted on the two types of competing helicopters. Each aircraft was being flown 300 hours before delivery of two of each competing aircraft to the Army. The contractor flight testing was oriented toward flight-envelope development, demonstration of structural integrity, and evaluation and verification of aircraft flight handling qualities. Some weapons system testing was conducted during this phase. Government testers used much of the contractor's testing data to develop the test data matrices as part of the government's DT and OT planning efforts. The use of contractor test data reduced the testing required by the government, and added validity to the systems already tested and to data received from other sources.

7.3.1 Contractor Testing

Materiel development, testing and evaluation are an iterative process in which a contractor designs hardware and software, evaluates performance, makes changes as necessary, and retests for performance and technical compliance. Contractor testing plays a primary role in the total test program, and the results of contractor tests are useful to the government evaluator in supporting government test objectives. It is important that government evaluators, as appropriate, oversee contractor system tests and use test data from them to address government testing issues. It is not uncommon for contractor testing to be conducted at government test facilities, since contractors often do not have the required specialized facilities (e.g., for testing hazardous components or for missile flight tests). This enables government evaluators to monitor the tests more readily and increases government confidence in the test results.

Normally, a Request for Proposal (RFP) requires that the winning contractor submit an Integrated Engineering Design Test Plan within a short period after contract initiation for coordination with government test agencies and approval. This test plan should include testing required by the Statement of Work (SOW), specifications, and testing expected as part of the engineering development and integra-

tion process. When approved, the contractor's test program automatically becomes part of the development agency's Integrated Test Plan.

If the contractor has misinterpreted the RFP requirements and the Integrated Engineering Design Test Plan does not satisfy government test objectives, the iterative process of amending the contractor's test program begins. This iterative process must be accomplished within limited bounds so the contractor can meet the test objectives without significant effects on contract cost, schedule, or scope.

7.3.2 Government Testing

Government testing is performed to: demonstrate how well the materiel system meets its technical compliance requirements, provide data to assess developmental risk for decision-making; verify that the technical and support problems, identified in previous testing, have been corrected; and ensure that all critical issues to be resolved by testing have been adequately considered. All previous testing, from the contractor's bench testing through development agency testing of representative prototypes, is considered during government evaluation.

Government materiel development organizations include major materiel acquisition commands and, in some cases, operational commands. The materiel acquisition commands have T&E organizations that conduct government development testing. In addition to monitoring and participating in contractor testing, these organizations conduct development testing on selected high-concern areas to evaluate the adequacy of systems engineering, design, development and performance to specifications. The Program Management Office (PMO) must be involved in all stages of testing that these organizations perform.

In turn, the materiel development/test and evaluation agencies conduct T&E of the systems in the development stage to ensure they meet technical and operational requirements. These organizations

operate government proving grounds, test facilities and labs; and they must be responsive to the needs of the PM by providing test facilities, personnel and data acquisition services, as required.

7.4 TEST PROGRAM INTEGRATION

During the development of a weapon system, there are a number of tests conducted by subcontractors, the prime contractor and the government. To ensure these tests are properly time-phased, that adequate resources are available, and to minimize unnecessary testing, a coordinated test program must be developed and followed. The Test and Evaluation Master Plan (TEMP) normally does not provide a sufficient level of detail concerning contractor or subcontractor tests. A contractor or PMO Integrated Test Plan (ITP) must also be developed to describe these tests. The PM is responsible for coordinating the total T&E program. The PM performs this task with the assistance of the T&E IPT whose members are assembled from development agency, user, technical and operational T&E, logistics, and training organizations. The PM must remain active in all aspects of testing including planning, funding, resourcing, execution and reporting. The PM plays an important role as the interface between the contractor and the government testing community. Recent emphasis on early T&E has highlighted a need for early government tester involvement in contractor testing. For example, during development of the AAH test, it was found that having program management personnel on the test sites improved test continuity, facilitated the flow of spare and repair parts, provided a method of monitoring contractor performance, and kept the Service headquarters informed with timely status reports.

7.4.1 Integrated Test Plan

The ITP is used to record the individual test plans for the subcontractor, prime contractor and government. The prime contractor should be contractually responsible for preparing and updating the

ITP, and the contractor and Service-developing agency should ensure that it remains current. The ITP includes all developmental tests that will be performed by the prime contractor and the subcontractors at both the system and subsystem levels. It is a detailed, working-level document that assists in identifying risk as well as duplicative or missing test activities. A well-maintained ITP facilitates the most efficient use of test resources.

7.4.2 Single Integrated Test Policy

Most Services have adopted a single integrated contractor/government test policy, thereby reducing much of the government testing requirements. This policy stresses independent government evaluation and permits an evaluator to monitor contractor and government test programs and evaluate the system from an independent perspective. The policy stresses the use of data from all sources for system evaluation.

7.5 AREAS OF DT&E FOCUS

7.5.1 Life Testing

Life testing is performed to assess the effects of long-term exposure to various portions of the anticipated environment. These tests are used to ensure the system will not fail prematurely due to metal fatigue, component aging or other problems caused by long-term exposure to environmental effects. It is important that the requirements for life testing are identified early and integrated into the system test plan. Life tests are time-consuming and costly; therefore, life testing requirements and life characteristics must be carefully analyzed concurrent with the initial test design. Aging failure data must be collected early and analyzed throughout the testing cycle. If life characteristics are ignored until results of the test are available, extensive redesign and project delays may be required. Accelerated life testing techniques are available and may be used whenever applicable.

7.5.2 Design Evaluation/Verification Testing

Design evaluation and verification testing is conducted by the contractor and/or the development agency with the primary objective of influencing system design. Design evaluation is fully integrated into the development test cycle; and its purposes are to:

- (1) Determine if critical system technical characteristics are achievable;
- (2) Provide data for refining and making the hardware more rugged to comply with technical specification requirements;
- (3) Eliminate as many technical and design risks as possible or to determine the extent to which they are manageable;
- (4) Provide for evolution of design and verification of the adequacy of design changes;
- (5) Provide information in support of development efforts;
- (6) Ensure components, subsystems and systems are adequately developed before beginning operational tests.

7.5.3 Design Limit Testing

Design limit tests are integrated into the test program to ensure the system will provide adequate performance when operated at outer performance limits and when exposed to environmental conditions expected at the extremes of the operating envelope. The tests are based on mission profile data. Care must be taken to ensure all systems and subsystems are exposed to the worst-case environments, with adjustments made because of stress amplification factors and cooling problems. Care must also be taken to ensure that the system is not operated beyond the specified design limits; for example, an aircraft component may have to be tested at temperature extremes from an Arctic environment to a desert environment.

7.5.4 Reliability Development Testing (RDT)

Reliability development testing (RDT) or reliability growth testing (RGT) is a planned test, analyze, fix and test (TAFT) process in which development items are tested under actual or simulated mission-profile environments to disclose design deficiencies and to provide engineering information on failure modes and mechanisms. The purpose of RDT is to provide a basis for early incorporation of corrective actions and verification of their effectiveness in improving the reliability of equipment. Reliability development testing is conducted under controlled conditions with simulated operational mission and environmental profiles to determine design and manufacturing process weaknesses. The RDT process emphasizes reliability growth rather than a numerical measurement. Reliability growth during RDT is the result of an iterative design process because, as the failures occur, the problems are identified, solutions proposed, the redesign is accomplished, and the RDT continues. A substantial reliability growth TAFT testing effort was conducted on the F-18 DT&E for selected avionics and mechanical systems. Although the TAFT effort added \$100 million to the Research, Development, Test and Evaluation (RDT&E) Program, it is estimated that many times that amount will be saved through lower operational and maintenance costs throughout the system's life.

7.5.5 Reliability, Availability and Maintainability (RAM)

The RAM requirements are assessed during all contractor and government testing. The data are collected from each test event and placed in a RAM database, which is managed by the development agency. Contractor and government development tests provide a measure of the system's common RAM performance against stated specifications in a controlled environment. The primary emphasis of RAM data collection during the DT is to provide an assessment of the system RAM parameters growth and a basis for assessing the consequences of any differences anticipated during field

operations. Early projections of RAM are important to logistics support planners. The test data facilities determination of spares quantities, maintenance procedures and support equipment.

7.6 SYSTEM DESIGN FOR TESTING

Built-in test (BIT), built-in-test equipment (BITE) and automated test equipment (ATE) are major areas that must be considered from the start of the design effort. Design for testing (Figure 7-2) addresses the need to: (1) collect data during the development process concerning particular performance characteristics; (2) enable efficient and economical production by providing ready access to, and measurement of, appropriate acceptance parameters; and (3) enable rapid and accurate assessment of the status of the product to the lowest repairable element when deployed. Many hardware systems have testing circuits designed and built-in. This early planning by design engineers allows easy testing for fault isolation of circuits, both in system development phases and during operational testing and deployment. There are computer chips in which more than half of the circuits are for test/circuit check functions. This type of circuit design requires early planning by the PM to ensure the RFP requirements include the requirement for designed/BIT capability. Evaluation of these BIT/BITE/ATE systems must be included in the test program.

7.7 IMPACT OF WARRANTIES ON T&E

A warranty or guarantee is a commitment provided by a supplier to deliver a product that meets specified standards for a specified time. With a properly structured warranty, the contractor must meet technical and operational requirements. If the product should fail during that warranty period, the contractor must replace or make repairs at no additional cost to the government. The Defense Appropriations Act of 1984 requires warranties or guarantees on all weapon systems procurement. This act makes warranties a standard item on most fixed-price production contracts. Incentives are the main thrust of

warranties, and the government will perform a reliability demonstration test on the system to determine these incentives. Although warranties have favorable advantages to the government during the early years of the contract, warranties do not affect the types of testing performed to ensure the system meets technical specifications and satisfies operational effectiveness and suitability requirements. Warranties do, however, affect the amount of testing required to establish reliability. Because the standard item is warranted, less emphasis on that portion of the item can allow for additional emphasis on other aspects of the item not covered under the warranty. Further, the government may tend to have more confidence in contractor test results and may be able, therefore, to avoid some duplication of test effort. The warranty essentially shifts the burden of risk from the government to the contractor. Warranties can significantly increase the price of the contract, especially if high-cost components are involved.

7.8 DT&E OF LIMITED PROCUREMENT QUANTITY PROGRAMS

Programs that involve the procurement of relatively few items, such as satellites, some large missiles, and unique intelligence equipment, typically over an extended period, are normally subjected to modified DT&E. Occasionally, a unique test approach that deviates from the standard timing and reporting schedule will be used. The DT&E principle of iterative testing starting with components, subsystems, prototypes and first-production models of the system is normally applied to limited procurements. It is important that DT&E and OT&E organizations work together to ensure that integrated T&E plans are adapted/tailored to the overall acquisition strategy.

7.9 SUMMARY

Development test and evaluation is an iterative process of designing, building, testing, identifying deficiencies, fixing, retesting and repeating. It is performed in the factory, laboratory and on the

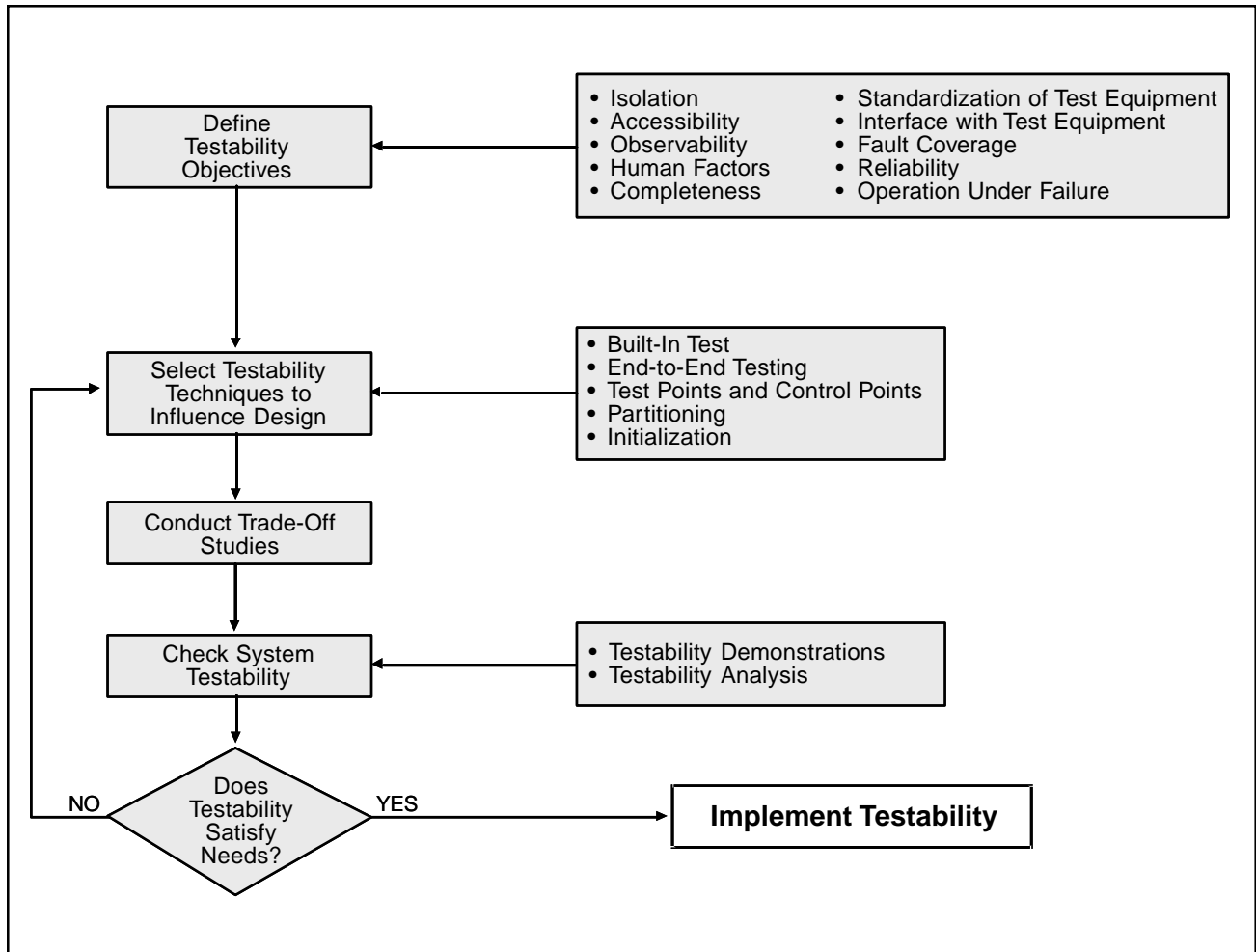


Figure 7-2. Design for Testing Procedures

proving ground by the contractors and the government. Contractor and government testing is combined into one integrated test program and

conducted to determine if the performance requirements have been met and to provide data to the decision authority.

8

DT&E SUPPORT OF TECHNICAL REVIEWS AND MILESTONE DECISIONS

8.1 INTRODUCTION

Throughout the acquisition process, development test and evaluation (DT&E) is oriented toward the demonstration of specifications showing the completeness and adequacy of systems engineering, design, development and performance. A critical purpose of DT&E is to identify the risks of development by testing and evaluating selected high-risk components or subsystems. Development test and evaluation is the developer's tool to show that the system performs as specified or that deficiencies have been corrected and the system is ready for operational testing and fielding (Figure 8-1). The DT&E results are used throughout the systems engineering process to provide

valuable data in support of formal design reviews. This chapter describes the test's relationship to the formal design reviews essential to the systems engineering process.

8.2 DT&E AND THE REVIEW PROCESS

8.2.1 The Technical Review Process

Technical reviews and audits are conducted by the government and the contractor as part of the systems engineering process to ensure the design meets the system, subsystem and software specifications. Each review is unique in its timing and orientation. Some reviews build on previous reviews and take the design and testing effort one step closer to the

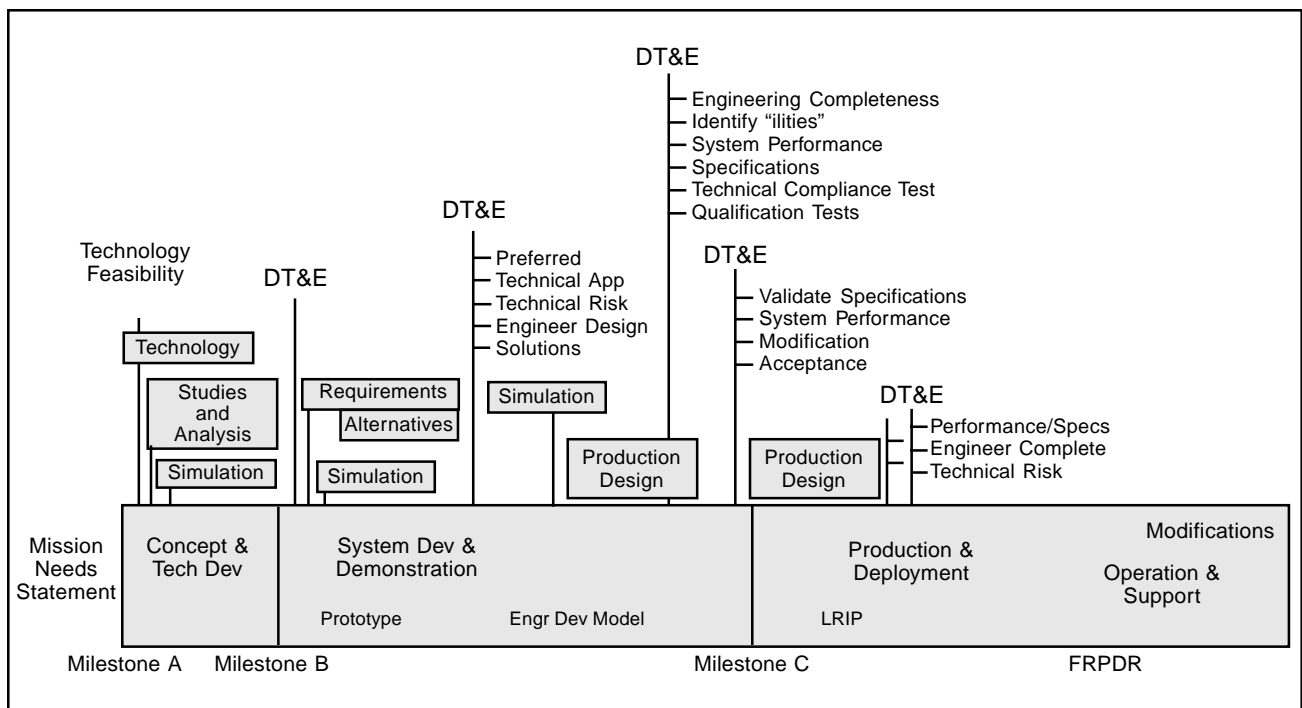


Figure 8-1. Relationship of DT&E to the Acquisition Process

Table 8-1. Technical Reviews and Audits

		When	Purpose	Documentation Data
System Requirements Review	SRR	Early Systems Integration	<ul style="list-style-type: none"> Evaluate System Functional Requirements 	<ul style="list-style-type: none"> Prelim Perf Spec Prelim Planning Documentation FFBD, RAS, MBN Analysis
System Functional Review	SFR	Mid Systems Integration	<ul style="list-style-type: none"> Evaluate System Design Validate "A" Spec Establish System Level Functional Baseline 	<ul style="list-style-type: none"> Performance Spec Prelim Item (Perf) Spec Design Documents RAS, SSD, TLS
Software Specification Review	SSR	Mid Systems Integration	<ul style="list-style-type: none"> Evaluate SW Performance Requirements Validate SW Specs Establish SW Specs Baseline 	<ul style="list-style-type: none"> SW Spec (SRS & IRS) OPS Concept Doc
Preliminary Design Review	PDR	Early Systems Demo	<ul style="list-style-type: none"> Validate Item (Perf) Specs Establish HW Allocated Baseline Evaluate Preliminary Design HW & SW 	<ul style="list-style-type: none"> Item (Perf) Spec DES Doc Test Plan ICD, Engr Drawings Preliminary SDD - IDD
Critical Design Review	CDR	Early/Mid Systems Demo	<ul style="list-style-type: none"> Evaluate CI Design Determine Readiness for Fabrication 	<ul style="list-style-type: none"> Prelim Item (Detail), Process, Material Specs Detail Design Documents Include SDD - IDD
Test Readiness Review	TRR	Mid/Late Systems Demo	<ul style="list-style-type: none"> Approve SW Test Procedures Determine Readiness for Formal Test 	<ul style="list-style-type: none"> SW Test Plan/Procedures Informal SW Test Results
Functional Configuration Audit	FCA	LRIP	<ul style="list-style-type: none"> Verify CI Actual Performance Complies With Hardware Development or SRS & IRS 	<ul style="list-style-type: none"> Test Plans & Descriptions Software Test Reports
Formal Qualification Review	FQR	Late LRIP	<ul style="list-style-type: none"> Verify CIs Perform in System Environment 	<ul style="list-style-type: none"> Test Reports Specs O & S Docs
Production Readiness Review	PRR	Incrementally Systems Demo	<ul style="list-style-type: none"> Assess Risk for Production Go-Ahead 	<ul style="list-style-type: none"> Prod Planning Documents
Physical Configuration Audit	PCA	Late LRIP Early Full-Rate Production	<ul style="list-style-type: none"> Format Examination of the As-Built 	<ul style="list-style-type: none"> Final Item (Detail) Spec Listings Level II & III Drawing

final system design to satisfy the operational concept/purpose for the weapon system. Table 8-1 illustrates the sequencing of the technical reviews in relation to the test and evaluation T&E phases.

The review process was established to ensure that the system under development would meet government requirements. The reviews evaluate data from contractor and government testing, engineering analysis, and models to determine if the system or its components will eventually meet all functional and physical specifications and to determine the final system design. The system specification is very important in this process. It is the document used as a bench mark to compare contractor progress in designing and developing the desired product. Guidelines for these formal technical reviews and audits can be found in EIA Standard 632 or IEEE 1220-1994 (Military Standard (MIL-STD)-1521B cancelled).

8.2.2 Testing in Support of Technical Reviews

The testing community must be continually involved in supporting the technical reviews of their systems. Decisions made at these reviews have major impacts on the system test design, resources required to test, and the development of the Test and Evaluation Master Plan (TEMP) and other documentation. A more detailed discussion of testing to support the technical reviews is provided in the *Systems Engineering Fundamentals Guide* published by the Defense Acquisition University Press. The reviews focus primarily on government technical specifications for the system. Figure 8-2 illustrates the program specifications and how they are developed in the system life cycle.

Specification	When Prepared	Preparing Agent	Approving Agent	Content	Baseline
System Segment (Old Type A)	CE	Dev/Prog Mgr Industry	Dev/Prog Mgr User	Defines Mission and Tech Requirements; Allocates Requirements to Functional Areas; Documents Design Constraints; Defines Interfaces	Functional
Item Performance (Old Type B)	Late CAD	Industry	Dev/Prog Mgr	Details Design Requirements; States, Describes Performance Characteristics of Each CI; Differentiates Requirements According to Complexity and Discipline Sets	Allocated
Item Detail (Old Type C)	SD&D	Industry	Dev/Prog Mgr	Defines Form, Fit, Function, Performance, and Test Requirements for Acceptance	P R O D U C T
Process (Old Type D)	Late SD&D	Industry	Dev/Prog Mgr	Defines Process Performed During Fabrication	
Material (Old Type E)	Prod	Industry	Dev/Prog Mgr	Defines Production of Raw or Semi-Fabricated Material Used in Fabrication	

Figure 8-2. Specifications Summary

8.2.3 Design Reviews and Audits

8.2.3.1 Concept and Technical Development

The Alternative Systems Review (ASR) is conducted to demonstrate the preferred system concept(s).

8.2.3.2 System Development and Demonstration

The System Requirements Review (SRR) is normally conducted late in the system concept evaluation or shortly after program initiation. It consists of a review of the system/system segment specifications, previously known as the “A” specifications (System Functional Block Diagram, Reference 30, Chapter 12), and is conducted after the accomplishment of functional analysis and preliminary requirements allocation. During this review, the systems engineering management activity and its output are reviewed for responsiveness to the Statement of Work requirements. The primary function of the SRR is to ensure that system’s requirements have been completed and properly identified and that there is a mutual understanding between the contractor and the government. During the review, the contractor describes program progress and any problems in risk identification and ranking, risk avoidance and reduction, trade-off analysis, producibility and manufacturing considerations, and hazards considerations. The results of integrated test planning are reviewed to ensure the adequacy of planning to assess the design and to identify risks. Issues of testability of requirements should be discussed.

The System Functional Review (SFR) is conducted as a final review before submittal of the prototype design products. The system specification is validated to ensure that the most current specification is included in the System Functional Baseline and that they are adequate and cost-effective to satisfy validated mission requirements. The SFR encompasses the total system requirement of operations, maintenance, test, training, computers, facilities, personnel, and logistics considerations. A technical understanding should be reached on the validity and

the degree of completeness of specifications, design, operational concept documentation, software requirements specifications and interface requirements specifications during this review.

The Software Specification Review (SSR) is a formal review of the computer system configuration item (CSCI) requirements, normally held after a SFR but before the start of a CSCI preliminary design. Its purpose is to validate the allocated baseline for preliminary CSCI design by demonstrating to the government the adequacy of the software requirements specifications, interface requirements specifications, and operational concept documentation.

The Preliminary Design Review (PDR) is a formal technical review of the basic approach for a configuration item. It is conducted at the “configuration item and system” level early in system demonstration to confirm that the preliminary design logically follows SFR findings and meets the system requirements. The review results in an approval to begin the detailed design. The draft item specifications (performance) are reviewed during the PDR. The purpose of the PDR is to: evaluate the progress, technical adequacy, and risk resolution (on technical, cost and schedule basis) of the configuration item (CI) design approach; review development test (DT) and operational test (OT) activities to measure the performance of each CI; and establish the existence and compatibility of the physical and functional interface among the CI and other equipment.

The Critical Design Review (CDR) may be conducted on each CI and/or at the system level. It is conducted on the engineering development model design when the detailed design is essentially complete, prior to the Functional Configuration Audit (FCA). During the CDR, the overall technical program risks associated with each CI are also reviewed on a technical, cost and schedule basis. It includes a review of the item specifications (detail) and the status of both the system’s hardware and software. Input from qualification testing should assist in determination of readiness

for design freeze and low rate initial production (LRIP).

The Test Readiness Review (TRR) is a formal review of the contractor's readiness to begin CSCI testing. A government witness will observe the system demonstration to verify that the system is ready to proceed with CSCI testing. It is conducted after the software test procedures are available and computer software components testing is complete. The purpose of the TRR is for the Program Management Office (PMO) to determine whether the contractor is ready to begin CSCI testing.

8.2.3.3 Production and Deployment

The Functional Configuration Audit (FCA) is a formal review to verify that the configuration item's (CI) performance complied with its system specification. The item specifications are derived from the system requirements and baseline documentation. During the FCA, all relevant test data is reviewed to verify that the item has performed as required by its functional and/or allocated configuration identification. The audit is conducted on the item representative (prototype or production) of the configuration to be released for production. The audit consists of a review of the contractor's test procedures and results. The information provided will be used during the functional configuration audit to determine the status of planned tests.

The Physical Configuration Audit (PCA) is a formal review which establishes the product baseline as reflected in an early production CI. It is the examination of the as-built version of hardware and software CIs against its technical documentation. The PCA also determines that the acceptance testing requirements prescribed by the documentation are adequate for acceptance of production units of a CI by quality assurance activities. It includes a detailed audit of engineering drawings, final Part II item specifications (detail), technical data and plans for testing that will be utilized during production. The PCA is performed on all first articles and on the first CIs delivered by a new contractor.

The System Verification Review (SVR) is a systems-level configuration audit that may be conducted after system testing is completed. The objective is to verify that the actual performance of the CI (the production configuration), as determined through testing, complies with its item specifications (performance) and to document the results of the qualification tests. The SVR and FCA are often performed at the same time; however, if sufficient test results are not available at the FCA to ensure the CI will perform in its operational environment, the SVR can be scheduled for a later time.

The Production Readiness Review (PRR) is an assessment of the contractor's ability to produce the items on the contract. It is usually a series of reviews conducted before an LRIP or full-rate production decision. For more information, see Chapter 10, Production-Related Testing Activities.

8.3 CONFIGURATION CHANGE CONTROL

Configuration Change Control is reviewed to assess the impact of engineering or design changes. It is conducted by the engineering, test and evaluation (T&E), and program manager (PM) portions of the PMO. Most approved Class I engineering change proposals will require additional testing, and the test manager must accommodate the new schedules and resource requirements. Adequate testing must be accomplished to ensure integration and compatibility of these changes. For example, an engineering change review was conducted to replace the black and white monitors and integrate color monitors into the Airborne Warning and Control System (AWACS). Further, the AWACS operating software had to be upgraded to handle color enhancement. The review was conducted by the government PMO; and sections of the PMO were tasked to contract, test, engineer, logistically support, control, cost, and finance the change to completion. Guidelines for configuration control and engineering changes are discussed in EIA/IS-649 (MIL-STD-480 cancelled).

8.4 SUMMARY

Design reviews are an integral and essential part of the systems engineering process. The meetings range from very formal reviews by government and contractor PMs to informal technical reviews concerned with product or task elements of the work break-

down structure. Reviews may be conducted in increments over time. All reviews share the common objective of determining the technical adequacy of the existing design to meet technical requirements. The DT/OT assessments and test results are made available to the reviews, and it is important that the test community be involved.

9

COMBINED AND CONCURRENT TESTING

9.1 INTRODUCTION

The terms “concurrency,” “concurrent testing,” and “combined testing” are sometimes subject to misinterpretation. Concurrency is defined as an approach to system development and acquisition in which phases of the acquisition process, which normally occur sequentially, overlap to some extent. For example, a weapon system enters the production phase while development efforts are still underway.

Concurrent testing refers to circumstances when development testing and operational testing take place at the same time as two parallel but separate and distinct activities. In contrast, combined testing refers to a single test program conducted to support development test (DT) and operational test (OT) objectives. This chapter discusses the use of combined testing and concurrent testing, and highlights some of the advantages and disadvantages associated with these approaches. (Table 9-1.)

9.2 COMBINING DEVELOPMENT TEST AND OPERATIONAL TEST

Certain test events can be organized to provide information useful to development testers and operational testers. For example, a prototype free-fall munition could be released from a fighter aircraft at operational employment conditions instead of from a static stand to satisfy DT and OT objectives. Such instances need to be identified to prevent unnecessary duplication of effort and to control costs. A combined testing approach is also appropriate for certain specialized types of testing. For example, in the case of nuclear survivability and hardness testing, systems cannot be tested in a

totally realistic operational environment; therefore, a single test program is often used to meet both DT and OT objectives.

The Department of Defense (DoD) 5000.2-R encourages combined testing which suggests a combined development test and evaluation (DT&E) and operational test and evaluation (OT&E) approach should be considered when there are time and cost savings. The combined approach must not compromise either DT or OT objectives. If this approach is elected, planning efforts must be carefully coordinated early in the program to ensure data is obtained to satisfy the needs of both the developing agency and the independent operational tester. Care must also be exercised to ensure a combined test program contains dedicated OT events to satisfy the requirement for an independent evaluation. A final independent phase of OT&E testing shall be required for beyond low rate initial production (BLRIP) decisions. In all combined test programs, provisions for separate independent development and operational evaluations of test results should be provided.

Service regulations describe the sequence of activities in a combined testing program as follows:

Although OT&E is separate and distinct from DT&E, most of the generated data are mutually beneficial and freely shared. Similarly, the resources needed to conduct and support both test efforts are often the same or very similar. Thus, when sequential DT&E and OT&E efforts would cause delay or increase the acquisition cost of the system, DT&E and OT&E are combined. When combined testing is planned, the necessary test conditions and data required by both DT&E and OT&E

Table 9-1. Combined vs. Concurrent Testing: Advantages and Limitations

Combined Testing	
Advantages	Limitations
<ul style="list-style-type: none"> • Shortens time required for testing and, thus, the acquisition cycle. • Achieves cost savings by eliminating redundant activities. • Early involvement of OT&E personnel during system development increases their familiarity with system. • Early involvement of OT&E personnel permits communication of operational concerns to developer in time to allow changes in system design. 	<ul style="list-style-type: none"> • Requires extensive early coordination. • Test objectives may be compromised. • Requires development of DT/OT common test database. • Combined testing programs are often conducted in a development environment. • Test will be difficult to design to meet DT and OT requirements. • The system contractor is prohibited by law from participating in IOT&E. • Time constraints may result in less coverage than planned for OT&E objectives.

Concurrent Testing	
Advantages	Limitations
<ul style="list-style-type: none"> • Shortens the time required for testing and, thus, the acquisition cycle. • Achieves cost savings by overlapping redundant activities. • Provides earlier feedback to the development process. 	<ul style="list-style-type: none"> • Requires extensive coordination of test assets. • If system design is unstable and far-reaching modifications are made, OT&E must be repeated. • Concurrent testing programs often do not have DT data available for OT&E planning and evaluation. • Contractor personnel frequently perform maintenance functions in a DT&E. Logistic support by user must be available earlier for IOT&E. • Limited test assets may result in less coverage than planned for OT&E objectives.

organizations must be integrated. Combined testing can normally be divided into three segments.

In the first segment, DT&E event[s] usually assume priority because critical technical and engineering tests must be accomplished to continue the engineering and development process. During this early period, OT&E personnel participate to gain familiarity with the system and

to gain access to any test data that can support OT&E. Next, the combined portion of the testing frequently includes shared objectives or joint data requirements. The last segment normally contains the dedicated OT&E or separate OT&E events to be conducted by the OT&E agency. The OT&E agency and implementing command must ensure the combined test is planned and executed to provide the necessary operational test information. The

OT&E agency provides an independent evaluation of the OT&E portion and is ultimately responsible for achieving OT&E objectives.

The testing of the Navy's F-14 aircraft has been cited as an example of a successful combined test and evaluation (T&E) program (Reference 110). A key factor in the success of the F-14 approach was the selection of a T&E coordinator responsible for supervising the generation of test plans that integrated the technical requirements of the developers with the operational requirements of the users. The T&E coordinator was also responsible for the allocation of test resources and the overall management of the test. In a paper for the Defense Systems Management College, Mr. Thomas Hoivik describes the successful F-14 test program as follows:

"The majority of the Navy developmental and operational testing took place during the same period and even on the same flights. Maximum use was made of contractor demonstrations witnessed by the Navy testing activities to obviate the retesting of a technical point already demonstrated by the contractor. Witnessing by testing activities was crucially important and allowed the contractor's data to be readily accepted by the testing activities. This approach also helped to eliminate redundancy in testing, i.e., the testing of the same performance parameter by several different activities which has been a consistent and wasteful feature of Navy testing in the past."

Obviously, this approach placed a great deal of responsibility directly on the shoulders of the T&E Coordinator, and required the T&E Coordinator's staff to deal knowledgeably with a wide-ranging and complex test plan.

9.3 CONCURRENT TESTING

In 1983, a senior DoD T&E official testified that a concurrent testing approach is usually not an effective strategy (Reference 105). He acknowledged,

however, that certain test events may provide information useful to development and operational testers, and test planners must be alert to identify those events. His testimony included the following examples of situations where a concurrent testing approach was unsuccessful:

- (1) During AAH (Advanced Attack Helicopter) testing in 1981, the Target Acquisition Designation System (TADS) was undergoing developmental and operational testing at the same time. The schedule did not allow enough time for qualification testing (a development test activity) of the TADS prototype prior to a full field test of the total aircraft system, nor was there time to introduce changes to TADS problems discovered in tests. As a result, the TADS performed poorly and was unreliable during the operational test. The resulting DSARC [Defense Systems Acquisition Review Council] action required the Army to fix and retest the TADS prior to release of second year and subsequent production funds.
- (2) When the AIM-7 Sparrow air-to-air missile was tested, an attempt was made to move into operational testing while developmental reliability testing was still underway. The operational test was suspended after less than two weeks because of poor reliability of the test missiles. The program concentrated on an intensive reliability improvement effort. A year after the initial false start, a full operational test was conducted and completed successfully.
- (3) The Maverick missile had a similar experience of being tested in an operational environment before component reliability testing was completed. As a result, reliability failures had a major impact on the operational testers and resulted in the program being extended.

9.4 ADVANTAGES AND LIMITATIONS

Before adopting a combined or concurrent testing approach, program and test managers are advised

to consider the advantages and disadvantages summarized in Table 9-1.

9.5 SUMMARY

A combined or concurrent testing approach may offer an effective means of shortening the time required for testing and achieving cost savings. If such an approach is used, extensive coordination is required to ensure the development and operational requirements are addressed.

It is possible to have combined test teams, consisting of DT&E, OT&E and contractor personnel, involved throughout the testing process. The teams can provide mutual support and share mutually beneficial data as long as the test program is carefully planned and executed and reporting activities are conducted separately.

10

PRODUCTION-RELATED TESTING ACTIVITIES

10.1 INTRODUCTION

Most of the test and evaluation (T&E) discussed in this guidebook concerns the testing of the actual weapon or system being developed, but the program manager (PM) must also evaluate production-related test activities and the production process. This chapter describes production management and the production process testing required to ensure the effectiveness of the manufacturing process and the producibility of the system's design.

Normally, the development test (DT) and operational test (OT) organizations are not involved directly in this process. Usually, the manufacturing and quality assurance sections of the program office and a representative of the government Defense Contract Management Agency (DCMA) oversee/perform many of these functions.

10.2 PRODUCTION MANAGEMENT

Production (manufacturing) management is the effective use of resources to produce, on schedule, the required number of end items that meet specified quality, performance, and cost. Production management includes, but is not limited to, industrial resource analysis, producibility assessment, producibility engineering and planning, production engineering, industrial preparedness planning, post-production planning, and productivity enhancement. Production management begins early in the acquisition process — as early as the concept assessments — and is specifically addressed at each program milestone decision

point. For instance, before program initiation production feasibility, costs and risks should be addressed. The PM must conduct an industrial resource analysis (IRA) to determine the availability of production resources (e.g., capital, material, manpower) required to support the production of the weapon system. On the basis of the results of the IRA, critical materials, deficiencies in the U.S. industrial base and requirements for new or updated manufacturing technology can be identified. Analysis of the industrial-base capacity is one of the considerations in preparing for the program start decision. As development proceeds, the manufacturing strategy is developed; and detailed plans are made for production. Independent producibility assessments, conducted in preparation for the transition from development to production, are reviewed before entering low rate initial production. Once production starts, the producibility of the system design concept is evaluated to verify that the system can be manufactured in compliance with the production-cost and the industrial-base goals and thresholds.

The LRIP decision is supported by an assessment of the readiness of the system to enter production. The system cannot enter production until it is determined that the principal contractors have the necessary resources (i.e., physical, financial, and managerial capacity) to achieve the cost and schedule commitments and to meet peacetime and mobilization requirements for production of the system. The method of assessing production readiness is the Production Readiness Review (PRR), which is conducted by the PM and staff.

10.3 PRODUCTION READINESS REVIEW (PRR)

The following are guidelines for PRRs:

This review is intended to determine the status of completion of the specific actions which must be satisfactorily accomplished prior to executing a production go-ahead decision. The review is accomplished in an incremental fashion before commencing production. Usually two initial reviews and one final review are conducted to assess the risk in exercising the production go-ahead decision. In its earlier stages the PRR concerns itself with gross level manufacturing concerns such as the need for identifying high risk/low yield manufacturing processes or materials or the requirement for manufacturing development effort to satisfy design requirements. Timing of the incremental PRRs is a function of program posture and is not specifically locked into other reviews.

The conduct of a PRR (Table 10-1) is the responsibility of the PM, who usually appoints a director. The director assembles a team comprised of individuals in the disciplines of design, industry, manufacturing, procurement, inventory control, contracts, engineering and quality training. The PRR director organizes and manages the team effort and supervises preparation of the findings.

10.4 QUALIFICATION TESTING

Qualification testing is performed to verify the design and manufacturing process, and it provides a baseline for subsequent acceptance tests. The production qualification testing is conducted at the unit, subsystem and system level on production items and is completed before the production decision. The results of these tests are a critical factor in assessing the system's readiness for production. Down-line production qualification tests are performed to verify process control and may be performed on selected parameters rather than at the levels originally selected for qualification.

10.4.1 Production Qualification Tests (PQT)

Production qualification tests are a series of formal contractual tests conducted to ensure design integrity over the specified operational and environmental range. The tests are conducted on pre-full rate production items fabricated to the proposed production design drawings and specifications. The PQTs include all contractual reliability and maintainability demonstration tests required prior to production release. For volume acquisitions, these tests are a constraint to production release.

10.4.2 First Article Tests (FAT)

First article tests consist of a series of formal contractual tests conducted to ensure the effectiveness of the manufacturing process, equipment and procedures. These tests are conducted on a random sample from the first production lot. These series of tests are repeated if the manufacturing process, equipment, or procedure is changed significantly and when a second or alternative source of manufacturing is brought online. [Federal Acquisition Regulation (FAR) Part 9.3]

10.5 TRANSITION TO PRODUCTION

In an acquisition process, often the first indication that a system will experience problems is during the transition from engineering design to low rate initial production (LRIP). This transition continues over an extended period, often months or years; and during this period, the system is undergoing stringent contractor and government testing. There may be unexpected failures requiring significant design changes, which impact on quality, producibility, supportability and may require program schedule slippage. Long periods of transition usually indicate that insufficient attention to design or producibility was given early in the program's acquisition process.

Table 10-1. PRR Guidelines Checklist

Product Design

- Product at low risk
- Stabilized at low rate of change
- Validated
- Reliability, maintainability and performance demonstrated
- Components engineering has approved all parts selections

Industrial Resources

- Adequate plan capacity (peacetime and wartime demands)
- Facilities, special production and test equipment, and tooling identified
- Needed plant modernization (CAD/CAM, other automation) accomplished, which produces an invested captive payback in two-to-five years
- Associated computer software developed
- Skilled personnel and training programs available

Production Engineering and Planning

- Production plan developed (Reference MIL-STD-1528)
- Production schedules compatible with delivery requirements
- Manufacturing methods and processes integrated with facilities, equipment, tooling and plant layout
- Value engineering applied
- Alternate production approaches available
- Drawings, standards and shop instructions are explicit
- Configuration management adequate
- Production policies and procedures documented
- Sole-source and government-furnished items identified
- Contractor inventory control system adequate
- Contractor material cost procurement plan complete

Quality Assurance (QA)

- Quality plan in accordance with contract requirements
- Quality control procedures and acceptance criteria established
- QA organization participates in production planning effort

Logistics

- Operational support, test, and diagnostic equipment available at system deployment
- Training aids, simulators, and other devices ready at system deployment
- Spares integrated into production lot flow

10.5.1 Transition Planning

Producibility Engineering and Planning (PEP) is the common thread that guides a system from early concept to production. Planning is a management tool used to ensure that adequate risk-handling measures have been taken to transition from development to production. It contains a checklist to be used during the readiness reviews. Planning should tie together the applications of designing, testing and manufacturing activities to reduce data requirements, duplication of effort, costs and scheduling; and to ensure early success of the LRIP first production article.

10.5.2 Testing During the Transition

Testing accomplished during the transition from development to production will include acceptance testing, manufacturing screening and final testing. These technical tests are performed by the contractor to ensure the system will transition smoothly and that test design and manufacturing issues affecting design are addressed. During this same period, the government will use the latest available configuration item to conduct the initial operational test and evaluation (IOT&E). The impact of these tests may overwhelm the configuration management of the system unless careful planning is accomplished to handle these changes.

10.6 LOW RATE INITIAL PRODUCTION (LRIP)

Low rate initial production is the production of a system in limited quantity to provide articles for IOT&E and to demonstrate production capability. Also, it permits an orderly increase in the production rate sufficient to lead to full rate production upon successful completion of operational testing. The decision to have an LRIP is made at the Milestone C approval of the program acquisition strategy. At that time, the PM must identify the quantity to be produced during LRIP and validate the

quantity of LRIP articles to be used for IOT&E (Acquisition Category (ACAT) I) is approved by the Director, Operational Test and Evaluation (DOT&E); ACAT II and III approved by the Service Operational Test Agency (OTA)). When the decision authority thinks the systems will not perform to expectation, the PM may direct that it not proceed into LRIP until there is a program review. The DOT&E submits a Beyond LRIP report, on all oversight systems, to congressional committees before the full rate production decision, approving the system to proceed beyond LRIP, is made.

10.7 PRODUCTION ACCEPTANCE TEST AND EVALUATION (PAT&E)

Production acceptance test and evaluation ensures that production items demonstrate the fulfillment of the requirements and specifications of the procuring contract or agreements. The testing also ensures the system being produced demonstrates the same performance as the pre-full rate production models. The procured items or system must operate in accordance with system and item specifications. The PAT&E is usually conducted by the program office quality assurance section at the contractor's plant and may involve operational users.

For example, for the Rockwell B-1B Bomber production acceptance, Rockwell and Air Force quality assurance inspectors reviewed all manufacturing and ground testing results for each aircraft. In addition, a flight test team, composed of contractor and Air Force test pilots, flew each aircraft a minimum of 10 hours, demonstrating all on-board aircraft systems while in flight. Any discrepancies in flight were noted, corrected, and tested on the ground. They were then retested on subsequent checkouts and acceptance flights. Once each aircraft had passed all tests and all systems were fully operational, Air Force authorities accepted the aircraft. The test documentation also became part of the delivered package. During this test period, the program office monitored each aircraft's daily progress.

10.8 SUMMARY

A primary purpose of production-related testing is to lower the production risk in a major defense acquisition program. The PM must ensure the contractor's manufacturing strategy and capabilities

will result in the desired product within acceptable cost. The LRIP and PAT&E also play major roles in ensuring the production unit is identical to the design drawings, conforms to the specifications of the contract, and that the IOT&E is conducted with representative system configurations.

III

MODULE

OPERATIONAL TEST AND EVALUATION

Operational Test and Evaluation (OT&E) is conducted to ensure a weapon system meets the validated requirements of the user in a realistic scenario. Operational tests are focused on operational requirements, effectiveness and suitability, and not on the proof of engineering specifications, as is the case with development testing. This module provides an overview of OT&E and discusses how OT&E results provide essential information for milestone decisions.

11

INTRODUCTION TO OPERATIONAL TEST AND EVALUATION

11.1 INTRODUCTION

This chapter provides an introduction to the concept of operational test and evaluation (OT&E). It outlines the purpose of OT&E, discusses the primary participants in the OT&E process, describes several types of OT&E, and includes some general guidelines for the successful planning, execution and reporting of OT&E programs.

11.2 PURPOSE OF OT&E

Operational test and evaluation is conducted for major programs by an organization that is independent of the developing, procuring and using commands. Some form of operational assessment is normally conducted in each acquisition phase. Each assessment should be keyed to a decision review in the materiel acquisition process. It should include typical user operators, crews or units in realistic combat simulations of operational environments. The OT&E provides the decision authority with an estimate of:

- (1) The degree of satisfaction of the user's requirements expressed as operational effectiveness and operational suitability of the new system;
- (2) The system's desirability, considering equipment already available, and operational benefits or burdens associated with the new system;
- (3) The need for further development of the new system to correct performance deficiencies;
- (4) The adequacy of doctrine, organizations, operating techniques, tactics and training for employment of the system; of maintenance

support for the system; and of the system's performance in the countermeasures environment.

11.3 TEST PARTICIPANTS

The OT&E of developing systems is managed by an independent operational testing agency, which each Service is required to maintain. It is accomplished under conditions of operational realism whenever possible. Personnel who operate, maintain and support the system during OT&E are trained to a level commensurate with that of personnel who will perform these functions under peacetime and wartime conditions. Also, Program Management Office (PMO) personnel, the integrated product teams, and test coordinating groups play important parts in the overall OT&E planning and execution process.

11.3.1 Service Operational Test Agencies

The operational test and evaluation agencies (OTA) should become involved early in the system's life cycle, usually during the program's evaluation of concepts. At this time, they can begin to develop strategies for conducting operational tests (OT&E). As test planning continues, a more-detailed Test and Evaluation Master Plan (TEMP) — Part IV (OT&E) — is developed, and test resources are identified and scheduled. During the early stages, the OTAs structure an OT&E program consistent with the approved acquisition strategy for the system, identify critical operational test (OT) issues, and assess the adequacy of candidate systems. As the program moves into advanced planning, OT&E efforts become familiar with the system, encouraging interface between the user and developer and further refining the critical operational issues (COI). The

OTA test directors, analysts and evaluators design the OT&E so that the data collected will support answering the COIs. Each Service has an independent organization dedicated to planning, executing and reporting the results of that Service's OT&E activities. These organizations are the: Army Test and Evaluation Command (ATEC), Navy Operational Test and Evaluation Force (OPTEVFOR), Air Force Operational Test and Evaluation Center (AFOTEC), and Marine Corps Operational Test and Evaluation Activity (MCOTEA).

11.3.2 Test Personnel

Operational testing is conducted on materiel systems with "typical" user organizational units in a realistic operational environment. It uses personnel with the same military occupational specialties as those who will operate, maintain, and support the system when fielded. Participants are trained in the system's operation based on the Service's operational mission profiles. Because some OTs consist of force-on-force tests, the forces opposing the tested system must also be trained in the use of threat equipment, tactics, and doctrine. For operational testing conducted before initial operational test and evaluation (IOT&E), most system training is conducted by the system's contractor. For IOT&E, the contractor trains the Service school cadre who then train the participating organizational units. Once the system has entered full-rate production, the Service will normally assume training responsibilities. Operational testing often requires a large support staff of data collectors and scenario controllers operating in the field with the user test forces and opposing forces.

11.4 TYPES OF OT&E

Operational Test and Evaluation (OT&E) can be subdivided into two phases: operational testing performed before full-rate production and the operational testing performed after the full rate production decision. The pre-full rate production OT&E includes operational assessments (EOA, OA) and IOT&E. Operational assessments begin early

in the program, frequently before program start and continue until the system is certified as ready for IOT&E. The initial IOT&E is conducted late in low rate production in support of the next decision review. The Navy uses the term "OPEVAL" (Operational Evaluation) to define IOT&E. After transition to full rate production, all subsequent operational testing is referred to as follow-on operational test and evaluation (FOT&E). In the Air Force, if no research and development funding is committed to a system, Qualification OT&E (QOT&E) may be performed in lieu of IOT&E.

11.4.1 Early Operational Assessments

Early operational assessments (EOA) are conducted primarily to forecast and evaluate the potential operational effectiveness and suitability of the weapon system during development. Early operational assessments start during the concept evaluations and are conducted on prototypes of the developing system.

11.4.1.1 Operational Assessments

Operational assessments (OA) begin when the OTAs start their evaluations of system-level performance. The OTA uses any testing results, modeling and simulation, and data from other sources during an assessment. These data are evaluated by the OTA from an operational point of view. As the program matures, these operational assessments of performance requirements are conducted on engineering development models or pre-production articles until the system performance is considered mature. Then the system can be certified ready for its IOT&E (OPEVAL in the Navy).

11.4.1.2 Initial Operational Test and Evaluation (Navy OPEVAL)

Initial operational test and evaluation is the final dedicated phase of OT&E preceding a full-rate production decision. It is the final evaluation that entails dedicated operational testing of production-representative test articles and uses typical operational

personnel in a scenario that is as realistic as possible in compliance with 10 U.S.C. 2399. The IOT&E is conducted by an OT&E agency independent of the contractor, PMO, or developing agency. The test has been described as:

All operational test and evaluation conducted on production or production representative articles, to support the decision to proceed beyond low rate initial production. It is conducted to provide a valid estimate of expected system operational effectiveness and operational suitability. The definition of “OT&E” as spelled out in congressional legislation (see Glossary at Appendix B) is generally considered applicable only to Initial Operational Test and Evaluation (IOT&E).

Further, IOT&E must be conducted without system contractor personnel participation, in any capacity other than stipulated in service wartime tactics and doctrine as set forth in Public Law 99-661 by Congress. The results from this test are evaluated and presented to the milestone decision authority (i.e., the decision to enter full-rate production) to support the beyond-low-rate initial production (BLRIP) decision. This phase of OT&E addresses the key performance parameters identified in the Operational Requirements Document (ORD) and the critical operational issues in the TEMP. IOT&E test plans for ACAT I and IA and other designated programs must be approved by the OSD Director of Operational Test and Evaluation (DOT&E). Service IOT&E test reports provide the foundation for the “DOT&E Beyond LRIP” report.

11.4.2 Follow-On Operational Test and Evaluation

Follow-on operational test and evaluation is conducted after the full rate production decision. The tests are conducted in a realistic tactical environment similar to that used in IOT&E, but many test items may be used. Normally FOT&E is

conducted using fielded production systems. Specific objectives of FOT&E include testing modifications that are to be incorporated into production systems, completing any deferred or incomplete IOT&E, evaluating correction of deficiencies found during IOT&E, and assessing reliability including spares support on deployed systems. The tests are also used to evaluate the system in a different platform application for new tactical applications or against new threats.

11.4.3 Qualification Operational Test and Evaluation (USAF)

Air Force qualification operational test and evaluation may be performed by the major command, user, or AFOTEC. It is conducted on minor modifications or new applications of existing equipment when no research and development funding is required. An example of a program in which QOT&E was performed by the Air Force is the A-10 Air-to-Air Self Defense Program. In this program the mission of the A-10 was expanded from strictly ground support to include an air-to-air defense role. To accomplish this the A-10 aircraft was modified with off-the-shelf AIM-9 and air-to-air missiles; QOT&E was performed on the system to evaluate its operational effectiveness and suitability.

11.5 TEST PLANNING

Operational test planning is one of the most important parts of the OT&E process. Proper planning facilitates the acquisition of data to support the determination of the weapon system’s operational effectiveness and suitability. Planning must be pursued in a deliberate, comprehensive and structured manner. Careful and complete planning may not guarantee a successful test program; but inadequate planning can result in significant test problems, poor system performance, and cost overruns. Operational test planning is conducted by the OTA before program start, and more-detailed planning usually starts about two years before each operational test event.

Operational planning can be divided into three phases: early planning, advanced planning, and detailed planning. Early planning entails developing critical operational issues, formulating a plan for evaluations, determining the concept of operation, envisioning the operational environment, and developing mission scenarios and resource requirements. Advanced planning encompasses the determination of the purpose and scope of testing and identification of measures of effectiveness (MOEs) for critical issues. It includes developing test objectives, establishing a test approach, and estimating test resource requirements. Detailed planning involves developing step-by-step procedures to be followed, as well as the final coordination of resource requirements necessary to carry out OT&E.

11.5.1 Testing Critical Operational Issues

Critical operational issues have been described as:

A key operational effectiveness or operational suitability issue that must be examined in operational test and evaluation to determine the system's capability to perform its mission. A critical operational issue is normally phrased as a question to be answered in evaluating a system's operational effectiveness and/or operational suitability.

One of the purposes of OT&E is to resolve COIs about the system. The first step in an OT&E program is to identify these critical issues, some of which are explicit in the operational requirement document. Examples can be found in questions such as: "How well does the system perform a particular aspect of its mission?" "Can the system be supported logistically in the field?" Other issues arise from questions asked about system performance or how it will affect other systems with which it must operate. Critical issues provide focus and direction for the operational test. Identifying the issues is analogous to the first step in the system engineering process — that is — defining the problem. When critical operational issues are properly addressed, deficiencies in the system can be uncovered. They form

the basis for a structured technique of analysis by which detailed sub-objectives or MOEs can be established. During the operational test, each sub-objective is addressed by an actual test measurement (measure of performance). After these issues are identified, the evaluation plans and test design are developed for test execution. (For more information, see Chapter 3 on Evaluation.)

11.5.2 Test Realism

Test realism for OT&E will vary directly with the degree of system maturity. Efforts early in the acquisition program should focus on active involvement of users and operationally oriented environments. Fidelity of the "combat environment" should peak during the IOT&E when force-on-force testing of the production representative system is conducted. The degree of success in replicating a realistic operational environment has a direct impact on the credibility of the IOT&E test report. Areas of primary concern for the test planner can be derived from the legislated definition of OT&E:

- (1) A field test includes all of the elements normally expected to be encountered in the operational arena, such as appropriate size and type of maneuver terrain, environmental factors, day/night operations, austere living conditions, etc.
- (2) Realistic combat should be replicated using appropriate tactics and doctrine, representative threat forces properly trained in the employment of threat equipment, free play responses to test stimulus, stress, "dirty" battle area (fire, smoke, nuclear, biological and chemical (NBC); electronic countermeasures (ECM), etc.), wartime tempo to operations, real time casualty assessment, and forces requiring interoperability.
- (3) Any item means the production representative configuration of the system at that point in time, including appropriate logistics tail.
- (4) Typical military users are obtained by taking a cross section of adequately trained skill levels

and ranks of the intended operational force. Selection of “golden crews” or the best of the best does not provide test data reflecting the successes nor problems of the “murphy and gang” of typical units.

In his book, *Operational Test and Evaluation*, Roger Stevens states, “In order to achieve realism effectively in an OT&E program, a concern for realism must pervade the entire test program from the very beginning of test planning to the time when the very last test iteration is run.” Realism is a significant issue during planning and execution of OT&E (Reference 114).

11.5.3 Selection of a Test Concept

An important step in the development of an OT&E program is to develop an overall test program concept. Determinations must be made regarding when OT&E will be conducted during systems development, what testing is to be done on production equipment, how the testing will be evolutionary, and what testing will have to wait until all system capabilities are developed. This concept can best be developed by considering a number of aspects such as test information requirements, system availability for test periods, and the demonstration of system capabilities. The test concept is driven by the acquisition strategy and is a road map used for planning test and evaluation events. The DOT&E is briefed on test concepts for oversight programs before IOT&E starts.

11.6 TEST EXECUTION

An operational test plan is only as good as the execution of that plan. The execution is the essential bridge between test planning and test reporting. The test is executed through the OTA test director’s efforts and the actions of the test team. For successful execution of the OT&E plan, the test director must direct and control the test resources and collect the data required for presentation to the decision authority. The test director must prepare for testing, activate and train the test team, develop test

procedures and operating instructions, control data management, create OT&E plan revisions, and manage each of the test trials. The test director’s data management duties will encompass collecting raw data, creating a data status matrix, and ensuring data quality by processing and reducing, verifying, filing, storing, retrieving, and analyzing collected data. Once all tests have been completed and the data is reduced and analyzed, the results must be reported. A sample test organization used for the Army OT&E of the improved 81mm mortar is illustrated in Figure 11-1. (In the Army, the Deputy Test Director comes from the OTA and controls the daily OT activity.)

11.7 TEST REPORTING

The IOT&E test report is a very important document. It must communicate the results of completed tests to decision authorities in a timely, factual, concise, comprehensive, and accurate manner. The report must present a balanced view of the weapon system’s successes and problems during testing, illuminating both the positive aspects and system deficiencies discovered. Analysis of test data and their evaluation may be in one report (Air Force, Navy) or in separate documents (Army, Marines).

There are four types of reports most frequently used in reporting OT&E results. These include status, interim, quick-look and final reports. The status report gives periodic updates (e.g., monthly, quarterly) and reports recent test findings (discreet events such as missile firings). The interim report provides a summary of the cumulative test results to date when there is an extended period of testing. The quick-look reports provide preliminary test results, are usually prepared immediately after a test event (less than 7 days) and have been used to support program decision milestones. The final test and evaluation report (Air Force, Navy) or independent evaluation report (Army, Marine) presents the conclusions and recommendations including all supporting data and covering the entire IOT&E program.

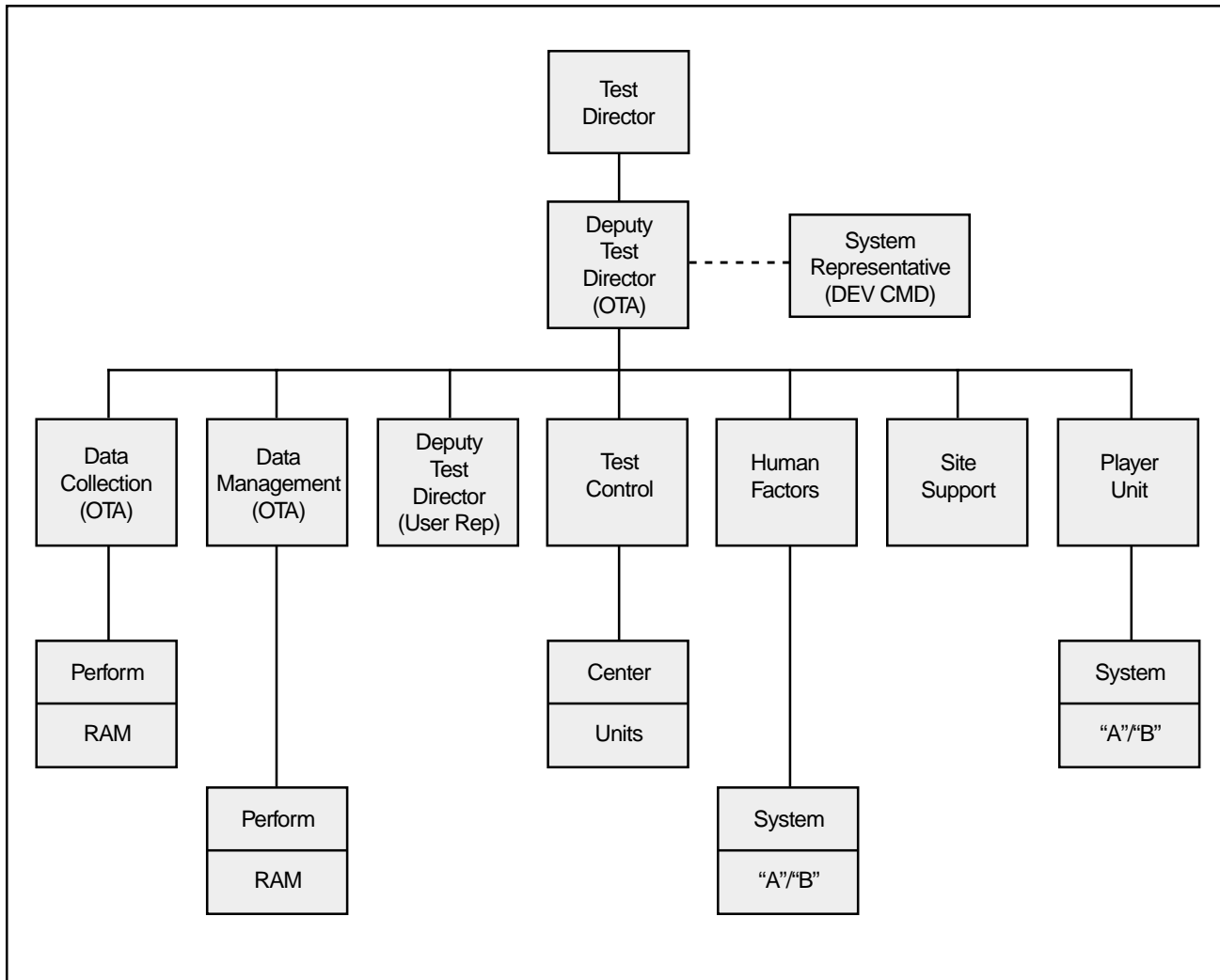


Figure 11-1.
Organizational Breakdown of the I-81mm Mortar Operational Test Directorate

11.8 SUMMARY

The purpose of OT&E is to assess operational effectiveness and suitability at each stage in the acquisition process. Operational effectiveness is a measure of the contribution of the system to mission accomplishment under actual conditions of employment. Operational suitability is a measure of the maintainability and reliability of the system; the effort and level of training required to maintain,

support and operate it; and any unique logistic or training requirements it may have. The OT&E may provide information on tactics, doctrine, organization and personnel requirements and may be used to assist in the preparation of operating and maintenance instructions and other publications. One of the most important aspects is that OT&E provides an independent evaluation of the degree of progress made toward satisfying the user's requirements during the system development process.

12

OT&E TO SUPPORT DECISION REVIEWS

12.1 INTRODUCTION

Operational test and evaluation (OT&E) may be conducted before each decision review — to provide the decision authority with objective and impartial assessments of Critical Operational Issues. OT&E philosophy has been related to three terms — adequacy, quality, and credibility:

Adequacy – The amount of data and the realism of test conditions must be sufficient to support the evaluation of the critical operational issues.

Quality – Test planning, control of test events, and treatment of data must provide clear and accurate test reports.

Credibility – Test and data handling must be separated from external influence and personal biases.

Operational testing is conducted to provide information to support Department of Defense (DoD) executive-level management decisions on major acquisition programs. Operational test and evaluation is accomplished using a test cycle of successive actions and documents. During the early stages of the program, the process is informal and modified as necessary. As programs mature, documentation for major systems and those designated by the Director, Operational Test and Evaluation (DOT&E) for oversight must be sent to the Office of the Secretary of Defense (OSD) for approval — before the testing can be conducted, or the systems can be cleared to proceed beyond low rate initial production (BLRIP). Figure 12-1 illustrates how OT&E relates to the acquisition process.

12.2 CONCEPT AND TECHNOLOGY DEVELOPMENT

The OT&E conducted during the first phase may be an early operational assessment (EOA) focused on investigating the deficiencies identified during the mission area analysis. Operational testers participate in these evaluations to validate the OT&E requirements for future testing and to identify issues and criteria that can only be resolved through OT&E to initiate early test resource planning.

Before program initiation, the OT&E objectives are to assist in evaluating alternative concepts to solve the mission area deficiencies and to assess the operational impact of the system. An early assessment also may provide data to support a decision on whether to enter the next development phase. The OT&E conducted during this phase supports developing estimates of:

- (1) The military need for the proposed system;
- (2) A demonstration that there is a sound physical basis for a new system;
- (3) An analysis of concepts, based on demonstrated physical phenomena, for satisfying the military need;
- (4) The system's affordability and life-cycle cost;
- (5) The ability of a modification to an existing U.S. or allied system to provide needed capability;
- (6) An operational utility assessment;
- (7) An impact of the system on the force structure.

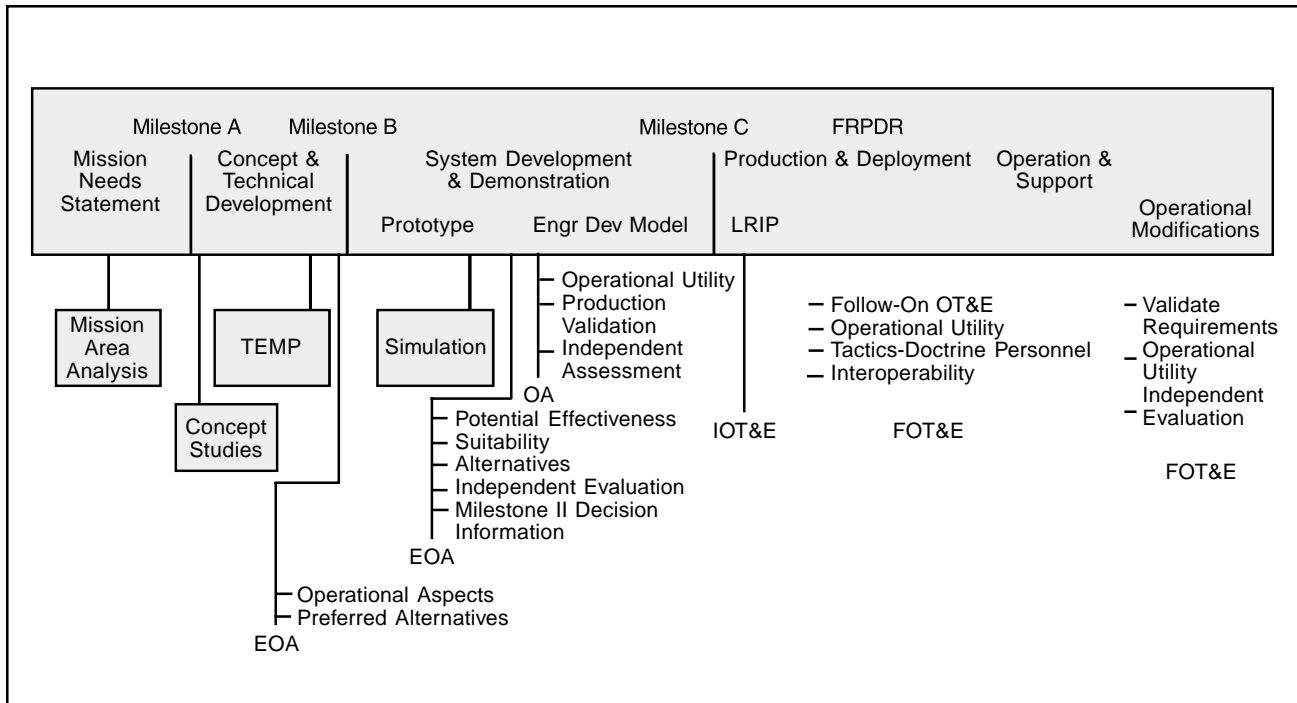


Figure 12-1. OT&E Related to the Milestone Process

During concept assessment, there is normally no hardware available for the operational tester. Therefore, the EOA is conducted from surrogate test and experiment data, breadboard models, factory-user trials, mock-up/simulators, modeling/simulation, and user demonstrations (Figure 12-2). This makes early assessments difficult, and some areas cannot be covered in-depth. However, these assessments provide vital introductory information on the system's potential operational utility.

The OT&E products from this phase of testing include the information provided to the decision authority, data collected for further evaluation, input to the evaluation strategy that will later evolve into the Test and Evaluation Master Plan (TEMP) and early test and evaluation (T&E) planning. Special logistics problems, program objectives, program plans, performance parameters and acquisition strategy are areas of primary influence to the operational tester during this phase and must be carefully evaluated to project the system's operational effectiveness and suitability.

12.3 SYSTEM DEVELOPMENT AND DEMONSTRATION

After program initiation, combined development test (DT)/OT&E or an early operational assessment may be conducted to support the prototype development and a decision regarding a system's readiness to move into the development of the engineering development model. In all cases, appropriate T&E must be conducted on a mature system configuration before the production decision, thereby providing data for identification of risk before more resources are committed. As appropriate, low rate initial production (LRIP) may result from this phase of testing to verify system-level performance capability and to provide insight into test resources needed to conduct future interoperability, live fire, or operational testing.

12.3.1 Objectives of Operational Assessments

Operational assessments (EOA, OA) are conducted to facilitate identification of the best design, indicate the risk level of performance for this phase of the

development, examine operational aspects of the system's development, and estimate potential operational effectiveness and suitability. Additionally, an analysis of the planning for transition from development to production is initiated. Early operational assessments supporting decision reviews are intended to:

- (1) Assess the potential of the new system in relation to existing capabilities;
- (2) Assess system effectiveness and suitability so that affordability can be evaluated for program cost versus military utility;
- (3) Assess the adequacy of the concept for employment, supportability and organization; doctrinal, tactical and training requirements; and related critical issues;
- (4) Estimate the need for the selected systems in consideration of the threat and system alternatives based on military utility;
- (5) Assess the validity of the operational concept;

- (6) List the key risk areas and critical operational issues that need to be resolved before construction of engineering development models is initiated;
- (7) Assess the need during LRIP of long lead hardware to support initial operational test and evaluation (IOT&E) prior to the full-rate production decision;
- (8) Provide data to support test planning for this phase.

During this phase, OT&E may be conducted on brassboard configurations, experimental prototypes or advanced development prototypes. Dedicated test time may be made available for the operational tester. However, the OT&E assessments may also make use of many other additional data sources. Examples of additional sources often used by the Army during this phase include: concept evaluation program tests, innovative testing, force development tests and experimentation (FDT&E), source selection tests, user participation in development test and evaluation (DT&E) and operational feasibility tests.

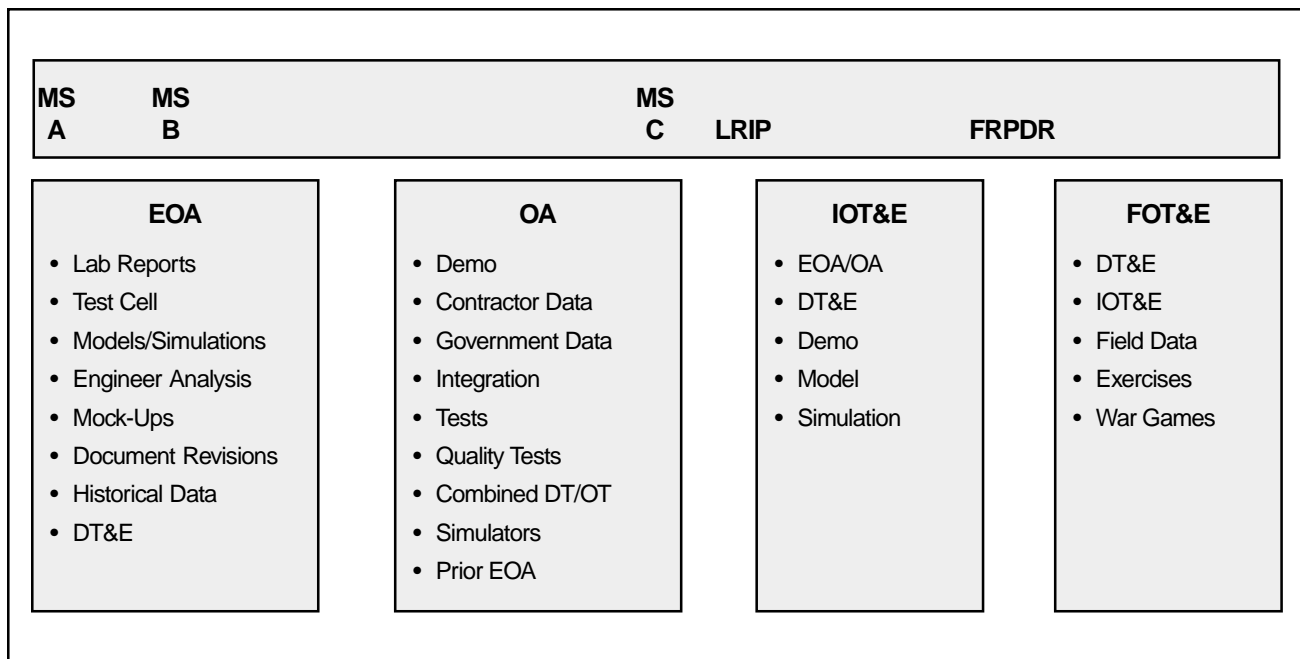


Figure 12-2. Sources of Data

The results from this testing, analysis and evaluation are documented in an Operational Assessment (EOA) or end-of-phase OT&E report. These data, along with the mission needs and requirements documentation and TEMP, assist in the review of performance for the next decision review.

Operational assessments during the system demonstration are conducted on engineering development models. These operational evaluations estimate the operational effectiveness and suitability and provide data on whether the system meets minimum operational thresholds

12.4 OT&E DURING PRODUCTION AND DEPLOYMENT

Just before the full-rate production decision, the dedicated T&E is conducted on equipment that has been formally certified by the program manager as being ready for the “final OT&E.” This dedicated IOT&E is conducted in a test environment as operationally realistic as possible.

12.4.1 OT&E Objectives

The IOT&E conducted is characterized by testing performed by user organizations in a field exercise to examine the organization and doctrine, integrated logistics support, threat, communications, command and control, and tactics associated with the operational employment of the unit during tactical operations. This includes estimates which:

- (1) Assess operational effectiveness and suitability;
- (2) Assess the survivability of the system;
- (3) Assess the systems reliability, maintainability and plans for integrated logistics support;
- (4) Evaluate manpower, personnel, training and safety requirements;
- (5) Validate organizational and employment concepts;

- (6) Determine training and logistics requirements deficiencies;
- (7) Assess the system’s readiness to enter full-rate production.

12.5 SUPPORT

After the full-rate production decision and deployment, the emphasis shifts towards procuring production quantities, repairing hardware deficiencies, managing changes, and phasing in full logistics support. During initial deployment of the system, the OT&E agency and/or the user may perform follow-on operational test and evaluation (FOT&E) to refine the effectiveness and suitability estimates made during earlier OT&E, assess performance not evaluated during IOT&E, evaluate new tactics and doctrine, and assess the impacts of system modifications or upgrades.

The FOT&E is performed with production articles in operational organizations. It is normally funded with operation and maintenance (O&M) funds. The first FOT&E conducted during this phase may be used to:

- (1) Ensure that the production system performs as well as reported at the MS III review;
- (2) Demonstrate expected performance and reliability improvements;
- (3) Ensure that the correction of deficiencies identified during earlier testing have been completed;
- (4) Evaluate performance not tested during IOT&E.

Additional objectives of FOT&E are to validate the operational effectiveness and suitability of a modified system during an operational assessment of the system in new environments. The FOT&E may look at different platform applications, new tactical applications or the impact of new threats.

12.5.1 FOT&E of Logistic Support Systems

The testing objectives to evaluate postproduction logistics readiness and support are to:

- (1) Assess the logistics readiness and sustainability;
- (2) Evaluate the weapon support objectives;
- (3) Assess the implementation of logistics support planning;
- (4) Evaluate the capability of the logistics support activities;
- (5) Determine the disposition of displaced equipment;

- (6) Evaluate the affordability and life-cycle cost of the system.

12.6 SUMMARY

Operational test and evaluation is that T&E (operational assessments, IOT&E or FOT&E) conducted to estimate a system's operational effectiveness and operational suitability. They will identify needed modifications; provide information on tactics, doctrine, organizations and personnel requirements; and evaluate the system's logistic supportability. The acquisition program structure should include operational assessments or evaluations beginning early in the development cycle and continuing throughout the system's life cycle.

IV

MODULE

TEST AND EVALUATION PLANNING

Many program managers face several T&E issues that must be resolved to get their particular weapon system tested and ultimately fielded. These issues may include modeling and simulation support, combined and concurrent testing, test resources, survivability and lethality testing, multi-Service testing, or international T&E. Each issue presents a unique set of challenges for the program manager when he/she develops the integrated strategy for the T&E program.

13

EVALUATION

13.1 INTRODUCTION

This chapter describes the evaluation portion of the test and evaluation (T&E) process. It stresses the importance of establishing and maintaining a clear audit trail from system requirements through critical issues, evaluation criteria, test objectives and measures of effectiveness to the evaluation. The importance of the use of data from all sources is discussed as are the differences in approaches to evaluating technical and operational data.

13.2 DIFFERENCE BETWEEN “TEST” AND “EVALUATION”

The following distinction has been made between the functions of “test” and “evaluation:”

While the terms “test” and “evaluation” are most often found together, they actually denote clearly distinguishable functions in the RDT&E [research, development, test and evaluation] process.

“Test” denotes the actual testing of hardware/software — models, prototypes, production equipment, computer programs — to obtain data, both quantitative and qualitative, relevant to developing new capabilities, managing the process, or making decisions on the allocation of resources.

“Evaluation” denotes the process whereby data are logically assembled, analyzed, and compared to expected performance to aid in making systematic decisions.

To summarize, evaluation is the process for review and analysis of qualitative or quantitative data

obtained from design review, hardware inspection, modeling and simulation, testing, or operational usage of equipment.

13.3 THE EVALUATION PROCESS

The evaluation process requires a broad analytical approach with careful focus on the development of an overall T&E plan that will provide timely answers to critical issues and questions required by decision authorities throughout all the acquisition phases (Table 13-1). Evaluations should focus on key performance parameters; i.e., “that capability or characteristic so significant that failure to meet the threshold can be cause for the concept or system selection to be reevaluated, or the program to be reassessed or terminated.” – Department of Defense (DoD) 5000.2-R).

A functional block diagram of a generic (i.e., not Service-specific) evaluation process is shown in Figure 13-1. The process begins with the identification of a deficiency or need and the documentation of an operational requirement. It continues with the identification of critical issues that must be addressed to determine the degree to which the system meets user requirements. Objectives and thresholds must then be established to define required performance or supportability parameters and to evaluate progress in reaching them. Test and evaluation analysts then decompose the issues into measurable test elements, conduct the necessary testing, review and analyze the test data, weigh the test results against the evaluation criteria, and prepare an evaluation report for the decision authorities.

Table 13-1. Sample Evaluation Plan

Chapter 1 Introduction

- 1.1 Purpose
- 1.2 Scope
- 1.3 Background
- 1.4 System Description
- 1.5 Critical Operational Issues and Criteria (COIC)
- 1.6 Projected Threat
- 1.7 Test and Evaluation Milestones

Chapter 2 Evaluation Strategy

- 2.1 Evaluation Concept
- 2.2 Operational Effectiveness
 - 2.2.1 Issue 1
 - 2.2.1.1 Scope
 - 2.2.1.2 Criteria
 - 2.2.1.3 Rationale
 - 2.2.1.4 Evaluation Approach
 - 2.2.1.5 Analysis of MOPs and Data Presentations
 - 2.2.1.5.1 MOP 1 through 2.2.1.5.1.X MOPx
 - 2.2.2 Issue 2 through
 - 2.2.m Issue n
- 2.3 Operational Suitability
 - 2.3.1 Issue n+1 through
 - 2.3.n Issue n+x
- 2.4 Data Source Matrix
- 2.5 Description of Other Primary Data Sources
- 2.6 Test Approach
 - 2.6.1 Test Scope
 - 2.6.2 Factors and Conditions
 - 2.6.3 Sample Size and Other Test Design Considerations
 - 2.6.4 Data Authentication Group (DAG)
- 2.7 Evaluation Database Structure
 - 2.7.1 Identification of Required Files
 - 2.7.2 Description of File Relationships
 - 2.7.3 Data Elements Definitions

Appendices:

- Appendix A IOT&E Resource Plan
- Appendix B Pattern of Analysis
- Appendix C Control Concept
- Appendix D Data Collection Concept
- Appendix E Data Reduction Concept
- Appendix F Quality Control Concept
- Appendix G DAG Charter and SOP
- Appendix H Training Concept
- Appendix I Test Environmental Assessment and Environmental Impact Statement
- Appendix J Status of Support Documents
- Appendix K System Description
- Appendix L Scenario
- Appendix M Instrumentation
- Appendix N Baseline Correlation Matrix
- Appendix O Strawman Independent Evaluation Report
- Appendix P Glossary
- Appendix Q Abbreviations

13.4 ISSUES AND CRITERIA

Issues are questions regarding a system that require answers during the acquisition process. Those answers may be needed to aid in the development of an acquisition strategy, to refine performance requirements and designs or to support milestone decision reviews.

Evaluation criteria are the standards by which accomplishments of required technical and operational effectiveness and/or suitability characteristics or resolution of operational issues may be assessed. The evaluation program may be constructed using a structured approach identifying each issue.

- (1) *Issue* – a statement of the question to be answered;
- (2) *Scope* – detailed conditions and range of conditions that will guide the T&E process for this issue;

(3) *Criteria* – quantitative or qualitative standards that will answer the issue;

(4) *Rationale* – full justification to support the selected criteria.

13.4.1 Key Performance Parameters/ Critical Issues

Key Performance Parameters (KPPs) often can support the development of a hierarchy of critical issues and less significant issues. Critical issues are those questions relating to a system's operational, technical, support or other capability. These issues must be answered before the system's overall worth can be estimated/evaluated, and they are of primary importance to the decision authority in allowing the system to advance to the next acquisition phase. Critical issues in the Test and Evaluation Master Plan (TEMP) may be derived from the KPPs found in the operational requirement document (ORD). The system requirements and baseline documentation will provide many of the

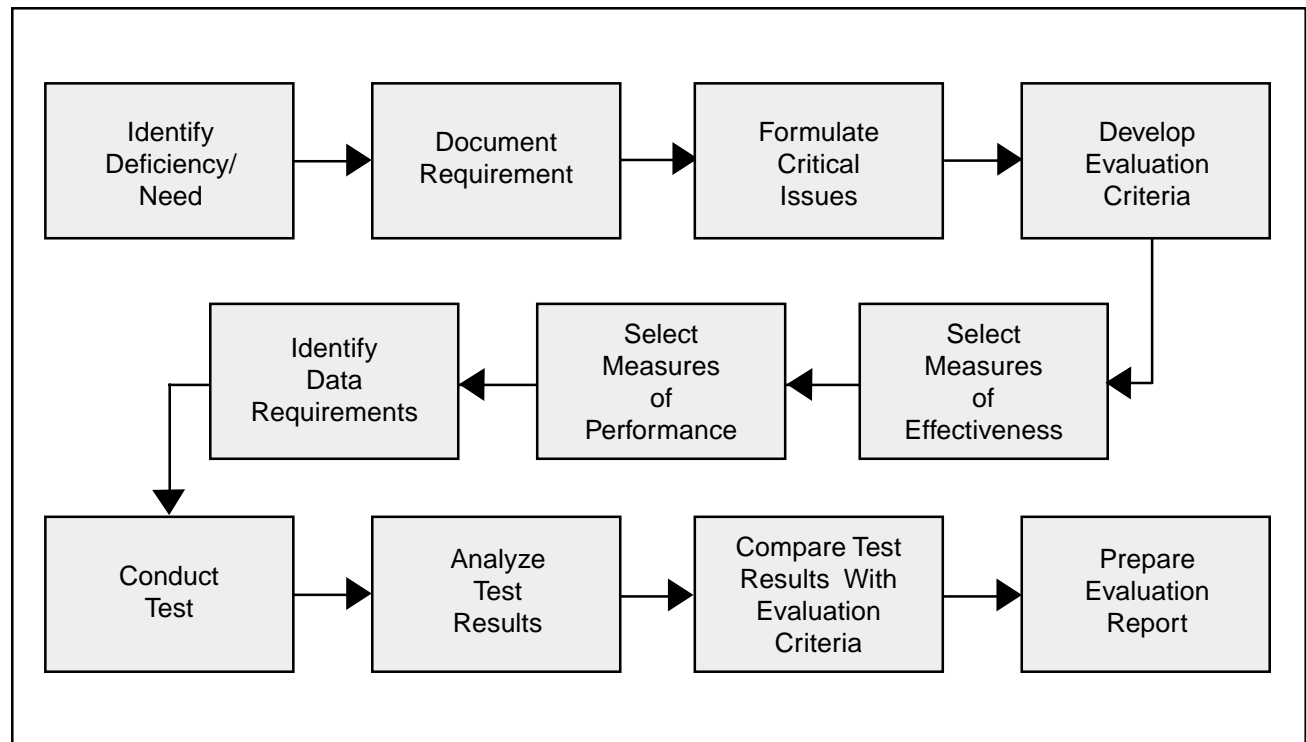


Figure 13-1. Functional Block Diagram of the Evaluation Process

performance parameters required to develop the hierarchy of issues.

13.4.2 Evaluation Issues

Evaluation issues are those addressed in technical or operational evaluations during the acquisition process. Evaluation issues can be separated into technical or operational issues and addressed in the TEMP.

Technical issues primarily concern technical parameters or characteristics and engineering specifications normally assessed in development testing. Operational issues concern effectiveness and suitability characteristics for functions to be performed by equipment/personnel. They address the system's operational performance when examined in a realistic operational mission environment. Evaluation issues are answered by whatever means necessary (analysis/survey, modeling, simulation, inspection, demonstration or testing) to resolve the issue. Issues requiring test data are further referred to as test issues.

13.4.3 Test Issues

Test issues are a subset of evaluation issues. They address areas of uncertainty that require test data to resolve the issue adequately. Test issues may be partitioned into technical issues — addressed by the development test and evaluation (DT&E) community (contractor and government) — and operational issues — addressed by the operational test and evaluation (OT&E) community. Test issues may be divided into critical and noncritical categories. All critical T&E issues, objectives, methodologies and evaluation criteria should be defined during the initial establishment of an acquisition program. Critical issues are documented in the TEMP. These evaluation issues serve to define the testing required for each phase of the acquisition process and serve as the structure to guide the testing program so these data may be compared against performance criteria.

13.4.4 Criteria

Criteria are statements of a system's required technical performance and operational effectiveness, suitability and supportability. Criteria are often expressed as "objectives and thresholds." (Some Services, however, specify performance and supportability requirements exclusively in terms of thresholds and avoid the use of the concept of objectives.) These performance measurements provide the basis for collecting data used to evaluate/answer test issues.

Criteria must be unambiguous and assessable whether stated qualitatively or quantitatively. They may compare the mission performance of the new system to the one being replaced, compare the new system to a predetermined standard, or compare mission performance results using the new system to not having the system. Criteria are the final values deemed necessary by the user. As such, they should be developed in close coordination with the system user, other testers and specialists in all other areas of operational effectiveness and suitability. These values may be changed as systems develop and associated testing and evaluation proceed. Every issue should have at least one criteria that is a concise measure of the function. Values must be realistic and achievable within the state of the art of engineering technology. A quantitative or qualitative criterion should have a clear definition, free of ambiguous or imprecise terminology, such as "adequate," "sufficient," or "acceptable."

13.4.4.1 Test of Thresholds and Objectives

An ORD threshold performance parameter lists a minimally acceptable requirement or a minimally acceptable level of performance, required by a test article or system to provide a system capability that will satisfy the validated mission need. Thresholds are stated quantitatively whenever possible. Specification of minimally acceptable performance in measurable parameters is essential to selecting appropriate measures of effectiveness, which, in turn, heavily influence test design. Thresholds are

of value only when they are testable; i.e., actual performance can be measured against them. The function of T&E is to verify the attainment of required thresholds.

Objectives are levels of performance (established by the user) above the threshold that, if achieved, will provide measurable benefits of additional operational capability, operations, and support. Objectives are not normally addressed by the operational tester, whose primary concern is the requirement.

Going into system demonstration, thresholds and objectives are expanded along with the identification of more-detailed and refined performance capabilities and characteristics resulting from trade-off studies and testing conducted during the evaluation of engineering development models. Along with the ORD, they should remain relatively stable through production.

13.5 MEASURES OF EFFECTIVENESS

Requirements, thresholds and objectives established in early program documentation form the basis for evaluation criteria. If program documentation is incomplete, the tester may have to develop evaluation criteria in the absence of specific requirements. Evaluation criteria are associated with objectives, sub-objectives and measures of effectiveness (MOEs), sometimes partitioned into MOEs and measures of suitability. For example, an MOE (e.g., airspeed) may have an associated evaluation criterion (e.g., 450 knots) against which the actual performance (e.g., 425 knots) is compared to arrive at a rating.

An MOE of a system is a parameter that evaluates the capacity of the system to accomplish its assigned missions under a given set of conditions. They are important because they determine how test results will be judged; and, since test planning is directed toward obtaining these measures, it is important that they be defined early. Generally, the resolution of each critical issue is in terms of the

evaluation of some MOE. In this case, the operating, implementing, and supporting commands must agree with the criteria before the test organization makes use of them in assessing test results. Ensuring that MOEs can be related to the user's operational requirements is an important consideration when identifying and establishing evaluation criteria.

Testers must ensure that evaluation criteria and MOEs are updated if requirements change. Measures of effectiveness should be so specific that the system's effectiveness during developmental and operational testing can be assessed using some of the same effectiveness criteria as the Analysis of Alternatives (DoD 5000.2-R).

13.6 EVALUATION PLANNING

13.6.1 Evaluation Planning Techniques

Evaluation planning is an iterative process that requires formal and informal analyses of system operation (e.g., threat environment, system design, tactics and interoperability). Techniques that have been proven effective in evaluation planning include: process analysis, design or engineering analysis, matrix analysis and dendritic analysis (Reference 61).

13.6.1.1 Process Analysis Techniques

Process analysis techniques consist of thinking through how the system will be used in a variety of environments, threats, missions and scenarios in order to understand the events, actions, situations and results that are expected to occur. This technique aids in the identification and clarification of appropriate MOEs, test conditions, and data requirements.

13.6.1.2 Design/Engineering Analysis Techniques

Design or engineering analysis techniques are used to examine all mechanical or functional operations

that the system has been designed to perform. These techniques involve a systematic exploration of the system's hardware and software components, purpose, performance bounds, manpower and personnel considerations, known problem areas, and impact on other components. Exploring the way a system operates, compared to intended performance functions, often identifies issues, MOEs, specific data, test events, and required instrumentation.

13.6.1.3 Matrix Analysis Techniques

Matrix analysis techniques are useful for analyzing any situation where two classifications must be cross-referenced. For example, a matrix of "types of data" versus "means of data collection" can reveal not only types of data having no planned means of collection, but also redundant or backup collection systems. Matrix techniques are useful as checklists, as organizational tools, or as a way of identifying and characterizing problem areas. Matrix techniques are effective for tracing a system's operational requirements through contractual specification documents, issues, and criteria to sources of individual data or specific test events.

13.6.1.4 Dendritic Analysis Techniques

Dendritic analysis techniques are an effective way of decomposing critical issues to the point where actual data requirements and test measurements can be identified. In these techniques, issues are successively broken down into objectives, MOEs, measures of performance, and data requirements in a root-like structure (as depicted in Figure 13-2). In this approach, objectives are used to clearly express the broad aspects of T&E related to the critical issues and the overall purpose of the test. Measures of effectiveness are developed as subsets of the objectives and are designed to treat specific and addressable parts of the objectives. Each MOE is traceable as a direct contributor, one objective and, through it, is identifiable as a direct contributor to addressing one or more critical issues (Reference 83). Each test objective and MOE is

also linked to one or more measures of performance (quantitative or qualitative measures of system performance under specified conditions) that, in turn, are tied to specific data elements. The dendritic approach has become a standard military planning technique.

13.6.2 Sources of Data

As evaluation and analysis planning matures, focus turns toward identifying data sources as a means for obtaining each data element. Initial identification tends to be generic such as: engineering study, simulation, modeling, or contractor test. Later identification reflects specific studies, models and/or tests. A data source matrix is a useful planning tool to show where data are expected to be obtained during the T&E of the system.

There are many sources of data that can contribute to the evaluation. Principal sources include: studies and analyses, models, simulations, war games, contractor testing, development test (DT), operational test (OT), and comparable systems.

13.7 EVALUATING DEVELOPMENT AND OPERATIONAL TESTS

Technical and operational evaluations employ different techniques and have different evaluation criteria. Development test and evaluation is often considered technical evaluation while OT&E addresses the operational aspects of a system. Technical evaluation deals primarily with instrumented tests and statistically valid data. An operational evaluation deals with operational realism and the combat uncertainties (Reference 76). Development test and evaluation uses technical criteria for evaluating system performance. These criteria are usually parameters that can be measured during controlled DT&E tests. They are particularly important to the developing organization and the contractor but are of less interest to the independent operational tester. The operational tester focuses on issues such as demonstrating target acquisition at useful ranges, air superiority in combat, or the

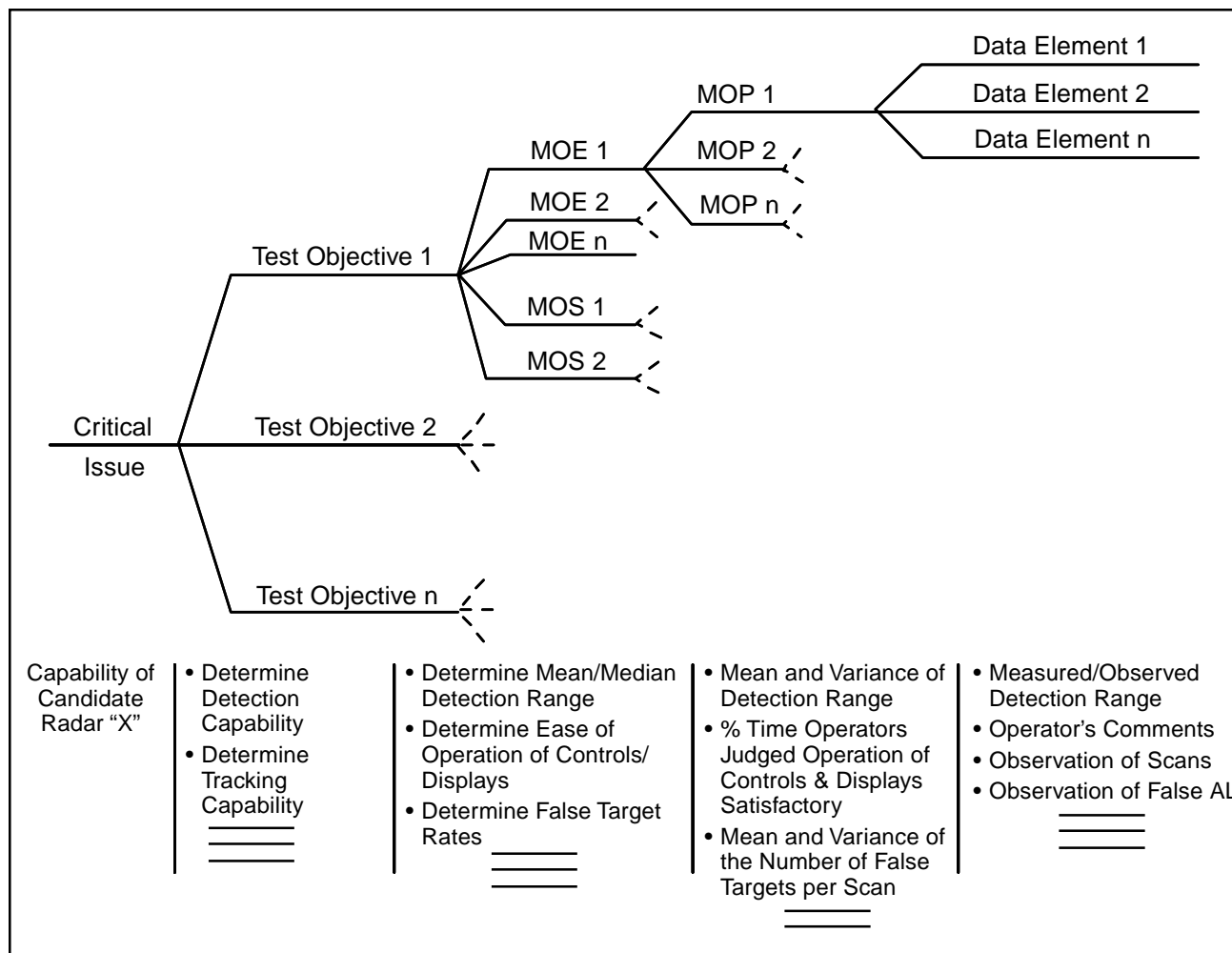


Figure 13-2. Dendritic Approach to Test and Evaluation

probability of accomplishing a given mission. For example, during DT&E, firing may be conducted on a round-by-round basis, with each shot designed to test an individual specification or parameter with other parameters held constant. Such testing is designed to measure the technical performance of the system. In contrast, in OT&E proper technical performance regarding individual specifications/parameters is de-emphasized and the environment is less controlled. The OT&E authority must assess whether, given this technical performance, the weapon system is operationally effective and operationally suitable when employed under realistic combat (with opposing force) and environmental conditions by typical personnel.

The emphasis in DT is strictly on the use of quantitative data to verify attainment of technical specifications. Quantitative data are usually analyzed using some form of statistics. Qualitative data takes on increasing importance in OT&E when effectiveness and suitability issues are being explored. Many techniques are used to analyze qualitative data. They range from converting expressions of preference or opinion into numerical values to establishing a consensus by committee. For example, a committee may assign values to parameters such as "feel," "ease of use," "friendliness to the user," and "will the user want to use it," on a scale of 1-to-10. Care should be exercised in the interpretation of the results of qualitative evaluations. For instance, when numbers are assigned to average evaluations and their standard devia-

tions, meanings will differ from quantitative data averages and standard deviations.

13.7.1 Technical Evaluation

The Services' materiel development organizations are usually responsible for oversight of all aspects of DT&E including the technical evaluation. The objectives of a technical evaluation are:

- To assist the developers by providing information relative to technical performance; qualification of components; compatibility, interoperability, vulnerability, lethality, transportability, reliability, availability and maintainability (RAM); manpower and personnel; system safety; integrated logistics support; correction of deficiencies; accuracy of environmental documentation; and refinement of requirements;
- To ensure the effectiveness of the manufacturing process of equipment and procedures through production qualification T&E;
- To confirm readiness for OT by ensuring that the system is stressed beyond the levels expected in the OT environment;
- To provide information to the decision authority at each decision point regarding a system's technical performance and readiness to proceed to the next phase of acquisition;
- To determine the system's operability in the required climatic and realistic battlefield environments to include natural, induced, and countermeasure environments (Reference 59).

13.7.2 Operational Evaluation

The independent OT&E authority is responsible for the operational evaluation. The objectives of an operational evaluation are:

- To assist the developers by providing information relative to operational performance; doctrine, tactics, training, logistics; safety; survivability; manpower, technical publications; RAM; correction of deficiencies; accuracy of environmental documentation; and refinement of requirements;
- To assist decision makers ensure that only systems that are operationally effective and suitable are delivered to the operating forces;
- To provide information to the decision authority at each decision point as to a system's operational effectiveness, suitability, and readiness to proceed to the next phase of acquisition;
- To assess, from the user's viewpoint, a system's desirability, considering systems already fielded, and the benefits or burdens associated with the system (Reference 84).

13.8 SUMMARY

A primary consideration in identifying information to be generated by an evaluation program is having a clear understanding of the decisions the information will support. The importance of structuring the T&E program to support the resolution of critical issues cannot be overemphasized. It is the responsibility of those involved in the evaluation process to ensure that the proper focus is maintained on key issues, the T&E program yields information on critical technical and operational issues, all data sources necessary for a thorough evaluation are tapped and evaluation results are communicated in an effective and timely manner. The evaluation process should be evolutionary throughout the acquisition phases.

14

MODELING AND SIMULATION SUPPORT TO T&E

14.1 INTRODUCTION

This chapter discusses the applications of modeling and simulation (M&S) in test and evaluation (T&E). The need for M&S has long been recognized, as evidenced by this quotation from the USAF Scientific Advisory Board in June 1965:

“Prediction of combat effectiveness can only be, and therefore must be, made by using the test data in analytical procedures. This analysis usually involves some type of model, simulation, or game (i.e., the tools of operations or research analysis). It is the exception and rarely, that the ‘end result’ i.e., combat effectiveness, can be deduced directly from test measurements.”

In mandating T&E early in the acquisition process, Department of Defense (DoD) 5000.2-R encourages the use of M&S as a source of T&E data. For instance, the Armored Family of Vehicles program used more than 60 models, simulations and other test data to support system concept exploration. The reliance on M&S by this and other acquisition programs provides the T&E community with valuable information which can increase confidence levels, decrease field test time and costs, and provide data for pre-test prediction and post-test validation. The Defense Modeling and Simulation Office (DMSO), working for the Director, Defense Research and Engineering, is developing Office of the Secretary of Defense (OSD) guidance on the application of M&S to the acquisition process. The DMSO has formed the Defense Modeling, Simulation and Tactical Technology Information Analysis Center and the Modeling and Simulation Operational Support Activity to

provide assistance to program offices and the acquisition community at large.

This chapter discusses using M&S to increase the efficiency of the T&E process, reduce time and cost, provide otherwise unattainable and immeasurable data, and provide more timely and valid results.

14.2 TYPES OF MODELS AND SIMULATIONS

The term “modeling and simulation” is often associated with huge digital computer simulations; but it also includes manual and man-in-the-loop war games, test beds, hybrid laboratory simulators, and prototypes.

A mathematical model is an abstract representation of a system that provides a means of developing quantitative performance requirements from which candidate designs can be developed. Static models are those that depict “conditions of state” while dynamic models depict “conditions that vary with time,” such as the action of an autopilot in controlling an aircraft. Simple dynamic models can be solved analytically, and the results represented graphically.

According to a former Director, Defense Test and Evaluation (Reference 119), simulations used in T&E can be divided into three categories:

Constructive Simulations: Computer simulations are strictly mathematical representations of systems and do not employ any actual hardware. They may, however, incorporate some of the actual software that might be

used in a system. Early in a system's life cycle, computer simulations can be expected to provide the most system evaluation information. In many cases, computer simulations can be readily developed as modifications of existing simulations for similar systems. For example, successive generations of AIM-7 missile simulations have been effectively used in T&E.

Virtual Simulations: A system test bed usually differs from a computer simulation as it contains some, but not necessarily all, of the actual hardware that will be a part of the system. Other elements of the system are either not incorporated or, if they are incorporated, are in the form of computer simulations. The system operating environment (including threat) may either be physically simulated, as in the case of a flying test bed, or computer simulated, as in the case of a laboratory test bed. Aircraft cockpit simulators used to evaluate pilot performance are good examples of system test beds. As development of a system progresses, more subsystems become available in hardware form. These subsystems can be incorporated into system test beds that typically provide a great deal of the system evaluation information used during the middle part of a system's development cycle.

Another type of virtual simulation used in T&E is the system prototype. Unlike the system test bed, all subsystems are physically incorporated in a system prototype. The system prototype may closely represent the final system configuration, depending on the state of development of the various subsystems that compose it. Preproduction prototype missiles and aircraft used in operational testing by the Services are examples of this class of simulation. As system development proceeds, eventually all subsystems will become available for incorporation in one or more system prototypes. Hardware-in-the-loop (HWIL) simulators or full-up man-in-

the-loop system simulators may provide the foundation for continuous system testing and improvement. These simulators can provide the basis for transitioning hardware and software into operationally realistic training devices with mission rehearsal capabilities. Operational testing of these prototypes frequently provides much of the system evaluation information needed for a decision on full-scale production and deployment.

Live Simulations: Some say that everything except global combat is a simulation, even limited regional engagements. Live exercises where troops use equipment under actual environmental conditions approaches real life in combat while conducting peacetime operations. Training exercises and other live simulations provide a testing ground with real data on actual hardware, software and human performance when subjected to stressful conditions. These data can be used to validate the models and simulations used in an acquisition program.

As illustrated in Figure 14-1, there is a continuous spectrum of simulation types with the pure computer simulation at one end and the pure hardware prototype at the other end.

14.3 VALIDITY OF MODELING AND SIMULATION

Simulations are not a substitute for live testing. There are many things that cannot be adequately simulated by computer programs; among them are the process of decision and the proficiency of personnel in the performance of their functions. Therefore, models and simulations are not a total substitution for physical tests and evaluations. Simulations, manual and computer-designed, can complement and increase the validity of live tests and evaluations by proper selection and application. Figure 14-2 contrasts the test criteria that are conducive to M&S, versus physical testing. Careful selection of the simulation, knowledge of its application and

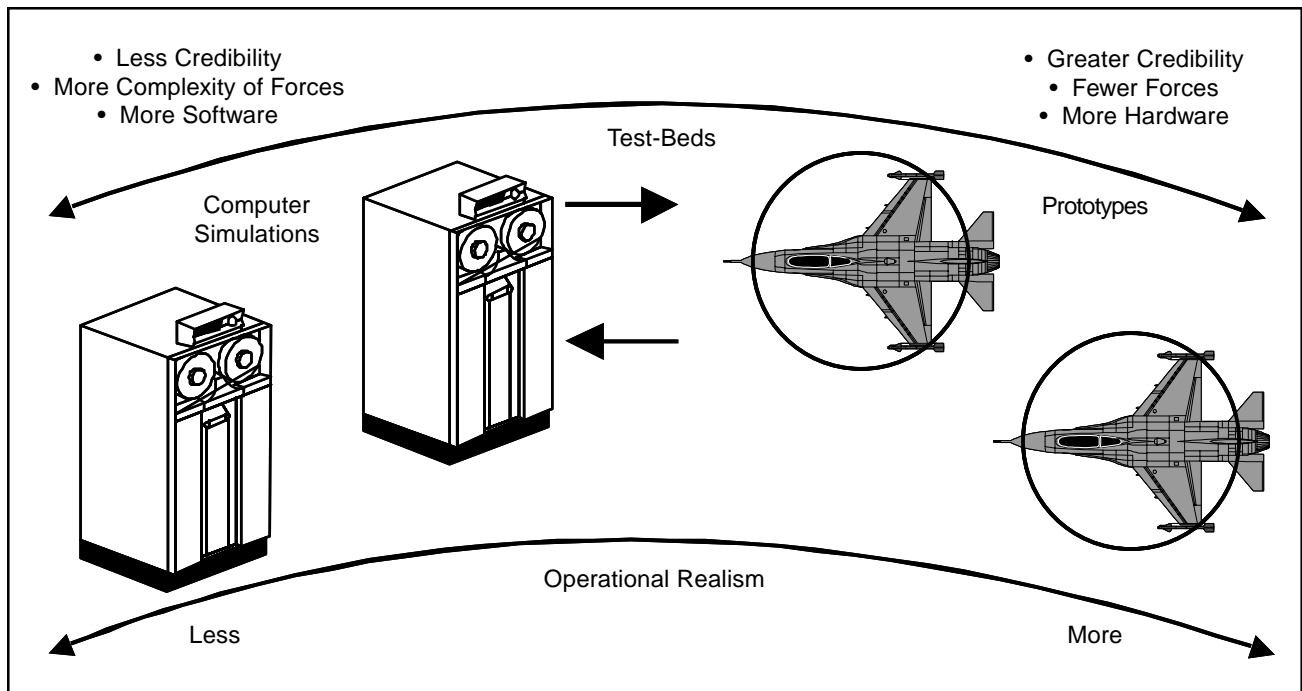


Figure 14-1. The Simulation Spectrum

operation and meticulous selection of input data will produce representative and valid results.

The important element in using a simulation is to select one that is representative and either

addresses, or is capable of being modified to address, the level of detail (issues, thresholds and objectives) under investigation. Models and simulations must be approved for use through verification, validation and accreditation processes per

The Simulation Spectrum		
Criteria	Values Conducive to:	
	Physical Testing	Modeling and Simulation
Test Sample Size/ Number of Variables	Small/Few	Large/Many
Status of Variables/Unknowns	Controllable	Uncontrollable
Physical Size of Problem	Small Area/Few Players	Large Area/Many Players
Availability of Test Equipment	Available	Unavailable
Availability of Test Facilities	Ranges, Other Test Available	Benchmarked, Validated Computer Models Available
Types of Variables/Unknowns	Spatial/Terrain	Low Importance of Spatial/Terrain
Diplomatic/Political Factors	Conventional Conflicts	Nuclear or Chemical Conflicts

Figure 14-2. Values of Selected Criteria Conducive to Modeling and Simulation

DoD Directive (DoDD) 5000.59). Verification is the process of determining that a model implementation accurately represents the developer's conceptual description and specifications. Validation is the process of determining: (a) the manner and degree to which a model is an accurate representation of the real-world from the perspective of the intended uses of the model; and (b) the confidence that should be placed on this assessment. Accreditation is the official certification that a model or simulation is acceptable for use for a specific purpose.

14.4 SUPPORT TO TEST DESIGN AND PLANNING

14.4.1 Modeling and Simulation in T&E Planning

Modeling and simulation can assist in the T&E planning process and can reduce the cost of testing. In Figure 14-3, areas of particular application include scenario development and the timing of test events; the development of objectives, essential elements of analysis, and measures of effectiveness; the identification of variables for control and measurement; and the development of data collection, instrumentation and data analysis plans.

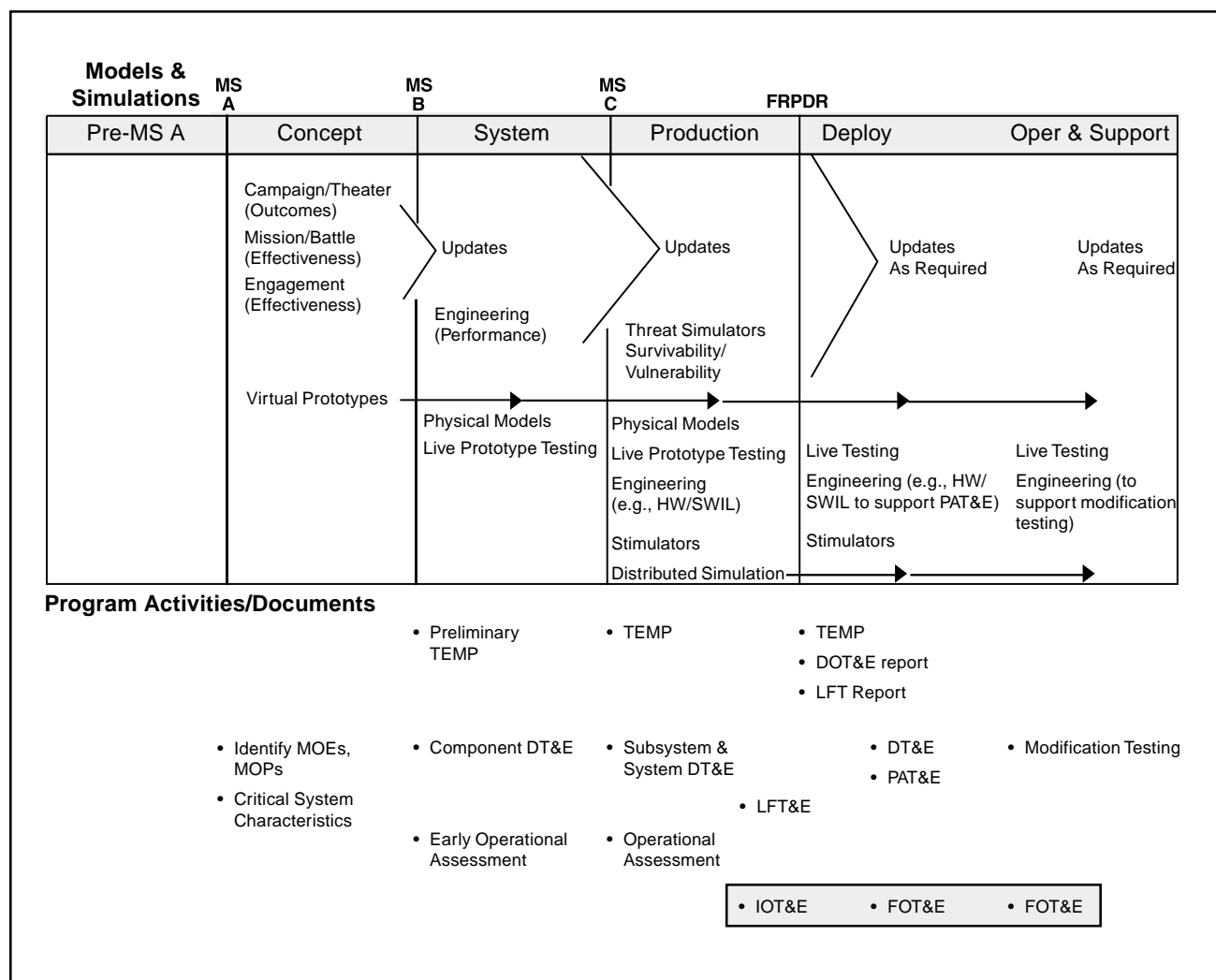


Figure 14-3. Modeling and Simulation Application in Test and Evaluation

For example, using simulation, the test designer can examine system sensitivities to changes in variables to determine the critical variables and their ranges of values to be tested. The test designer can also predict the effects of various assumptions and constraints and evaluate candidate measures of effectiveness to help formulate the test design.

Caution must be exercised when planning to rely on simulations to obtain test data as they tend to be expensive to develop or modify, difficult to integrate with data from other sources, and often do not provide the level of realism required for operational tests. Although simulations are not a “cure-all,” they should be used whenever feasible as another source of data for the evaluator to consider during the test evaluation.

Computer simulations may be used to test the planning for an exercise. By setting up and running the test exercise in a simulation, the timing and scenario may be tested and validated. Critical events may include interaction of various forces that test the measures of effectiveness and, in turn, test objectives. Further, the simulation may be used to verify the statistical test design and the instrumentation, data collection, and data analysis plans. Essentially, the purpose of computer simulation in pre-test planning is to preview the test to evaluate ways to make test results more effective. Pre-testing attempts to optimize test results by pointing out potential trouble spots. It constitutes a test setup analysis, which can encompass a multitude of areas. The model-test-model process is an integrated approach to using models and simulations in support of pre-test analysis and planning; conducting the actual test and collecting data; and post-test analysis of test results along with further validation of the models using the test data.

As an example of simulations used in test planning, consider a model that portrays aircraft versus air defenses. The model can be used to replicate typical scenarios and provide data on the number of engagements, air defense systems involved, aircraft target, length and quality of the engagement,

and a rough approximation of the success of the mission (i.e., if the aircraft made it to the target). With such data available, a data collection plan can be developed to specify, in more detail, when and where data should be collected, from which systems, and in what quantity. The results of this analysis impact heavily on long lead-time items such as data collection devices and data processing systems. The more specificity available, the fewer the number of surprises that will occur downstream. As tactics are decided upon and typical flight paths are generated for the scenario, an analysis can be prepared on the flight paths over the terrain in question; and a determination can be made regarding whether the existing instrumentation can track the numbers of aircraft involved in their maneuvering envelopes. Alternative site arrangements can be examined and trade-offs can be made between the amount of equipment to be purchased and the types of profiles that can be tracked for this particular test. Use of such a model can also highlight numerous choices available to the threat air defense system in terms of opportunities for engagement and practical applications of doctrine to the specific situations.

14.4.2 Simulation, Test and Evaluation Process (STEP)

In STEP, simulation and test are integrated, each depending on the other to be effective and efficient. Simulations provide predictions of the system’s performance and effectiveness, while tests are part of a strategy to provide information regarding risk and risk mitigation, to provide empirical data to validate models and simulations, and to determine whether systems are operationally effective, suitable, and survivable for intended use. A by-product of this process is a set of models and simulations with a known degree of credibility providing the potential for reuse in other efforts (Figure 14-4).

STEP is driven by mission and system requirements. The product of STEP is information. The information supports acquisition program decisions

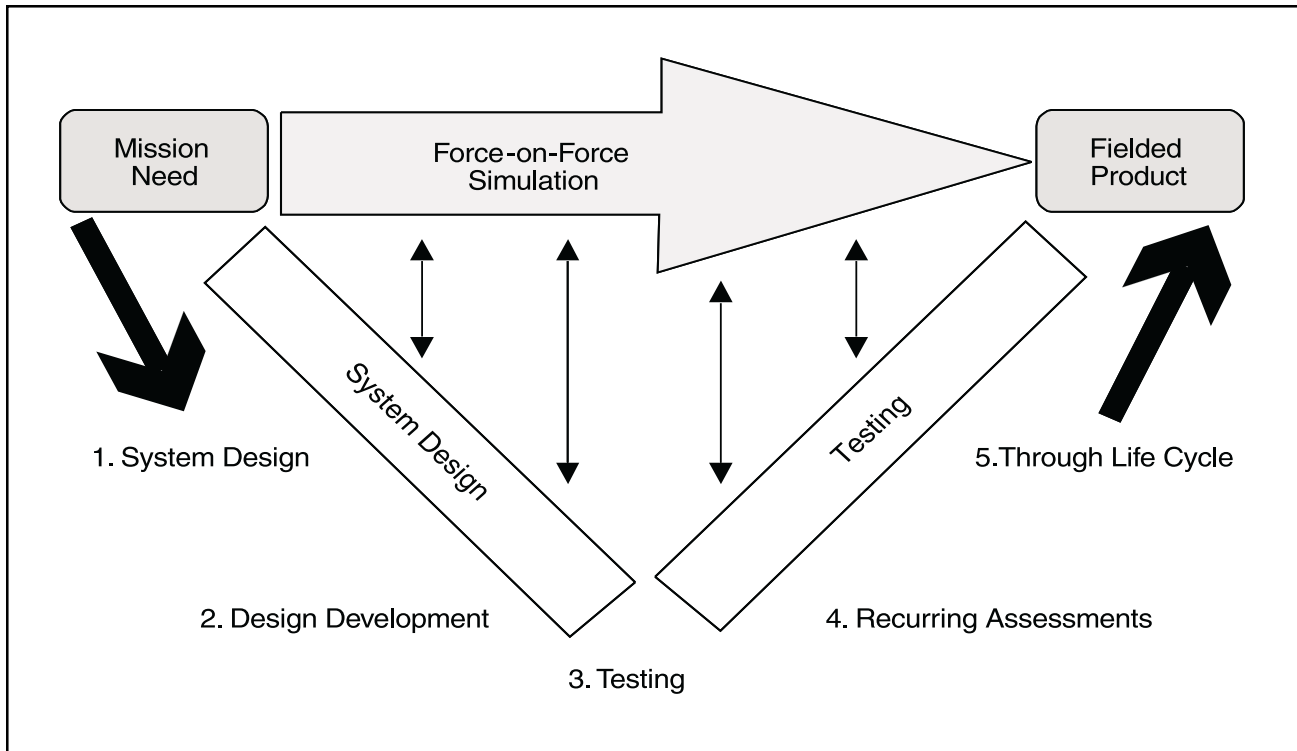


Figure 14-4. STEP Process

regarding technical risk, performance, system maturity, operational effect, suitability, and survivability. STEP applies to all acquisition programs, especially Major Defense Acquisition Programs (MDAPs) and Major Automated Information Systems (MAIS).

Throughout STEP, tests are conducted to collect data for evaluating the system and refining and validating models. Through the model-test-model iteration approach, the sets of models mature, culminating in accurate representations of the system with appropriate fidelity which can be used to predict system performance and to support the acquisition and, potentially, the training communities.

1. STEP begins with the Missions Needs Statement (MNS) and continues through the life cycle. Top-level requirements are used to develop alternative concepts and select/develop digital models that are used to evaluate theater/campaign and mission/battle-level simulations. Mission-/battle-level models are used

to evaluate the ability of a multiple platform force package to perform a specific mission. Mission and functional requirements continue to be refined, and the system reaches the preliminary design stage.

2. Modeling and Simulation (M&S) is used both as a predictive tool and with test in an iterative process to evaluate the system design. The consequences of design changes are evaluated and help translate the most promising design approach into a stable, interoperable, and cost effective design.
3. System components and subsystems are tested in a laboratory environment. Data from this hardware is employed in the model-test-model process. Modeling and Simulation is used in the planning of tests to support a more efficient use of resources. Simulated tests can be run on virtual ranges to conduct rehearsals and determine if test limitations can be resolved. STEP tools are used to provide data for determining the real component or subsystem's

performance and interaction with other components. Modeling and simulation is used during both developmental testing (DT) and operational testing (OT) to increase the amount of data and supplement the live test events that are needed to meet test objectives.

4. Periodically throughout the acquisition process the current version of the system under development should be reexamined in a synthetic operational context to reassess its military worth. This is one of the significant aspects of STEP, understanding the answer to the question: What difference does this change make in the system's performance?
5. STEP does not end with fielding and deployment of a system, but continues to the end of the system's life cycle. STEP results in a thoroughly tested system with performance and suitability risks identified. A by-product is a set of models and simulations with a known degree of credibility with the potential for reuse in other efforts. New test data can be applied to models to incorporate any system enhancements and further validate its models.

14.5 SUPPORT TO TEST EXECUTION

Simulations can be useful in test execution and dynamic planning. Funds and other restrictions limit the number of times a test may be repeated. It is mandatory that the test director exercises close control over the conduct of the test. This ensures that specific types and quantities of data (needed to meet the test objectives) are gathered, and that the system is safe. The test director must be able to make minor modifications to the test plan and scenario to force achievement of these goals. This calls for a dynamic (quick-look) analysis capability and a dynamic planning capability. Simulations may contribute to this capability. For example, using the same simulation(s) as used in pre-test planning, the tester could input data gathered during the first day of the exercise to determine the adequacy of the data to fulfill the test objectives.

Using this data, the entire test could be simulated. Projected inadequacies could be isolated, and the test plans could be modified to minimize the deficiencies.

Simulations may also be used to support test control and to ensure safety. For example, during missile test firings at White Sands Missile Range (WSMR), aerodynamic simulations of the proposed test were run on a computer during actual firings so that real-time missile position data could be compared continuously to the simulated missile position data. If any significant variations occurred, and if the range safety officer was too slow (both types of position data were displayed on plotting boards), the computer issued a destruct command.

Simulations can be used to augment tests by simulating nontestable events and scenarios. Although operational testing should be accomplished in as realistic an operational environment as possible, pragmatically some environments are impossible to simulate for safety or other reasons. Some of these include the environment of a nuclear battlefield, to include the effects of nuclear bursts on friendly and enemy elements. Others include two-sided live firings and adequate representation of other forces to ascertain compatibility and interoperability data. Instrumentation, data collection and data reduction of large combined armed forces (e.g., brigade, division and larger-sized forces) become extremely difficult and costly. Simulations are not restricted by safety factors and can realistically replicate many environments that are otherwise unachievable in an operational test and evaluation (OT&E) — nuclear effects, large combined forces, electronic countermeasures (ECM), electronic counter-countermeasures (ECCM), and many engagements.

Usually, insufficient units are available to simulate organizational relationships and interaction of the equipment with its operational environment, particularly during the early OT&E conducted using prototype or pilot production-type equipment.

Simulations are not constrained by these limitations. Data obtained from a limited test can be plugged into a simulation that is capable of handling many of the types of equipment being tested. It can interface them with other elements of the blue forces and operate them against large elements of the red forces to obtain interactions.

End-item simulators can be used to evaluate design characteristics of equipment. They can also be used to augment the results obtained using prototype or pilot production-type equipment that is representative of the final item. The simulator may be used to expand test data to obtain the required iterations. It can also indicate that the human interface with the prototype equipment will not satisfy the design requirements.

It is often necessary to use substitute or surrogate equipment in testing; e.g., American equipment is used to represent threat-force equipment. In some cases the substitute equipment may have greater capabilities than the real equipment; in other cases it may have less. Simulations are capable of representing the real characteristics of equipment and, therefore, can be used as a means of modifying raw data collected during the test to reflect real characteristics.

As an example, the substitute equipment is an AAA gun with a tracking rate of 30 degrees per second. The equipment for which it is substituted has a tracking rate of 45 degrees per second. The computer simulation could be used to augment the collected, measured data by determining how many rounds could have been fired against each target, or whether targets that were missed because the tracking rate was too slow could have been engaged by the actual equipment. Consideration of other differing factors simultaneously could have a plus or minus synergistic effect on test results.

14.6 SUPPORT TO ANALYSIS AND TEST REPORTING

Modeling and simulation may be used in post-test analysis to extend and generalize results and to extrapolate to other conditions. The difficulty of instrumenting and controlling large exercises and collecting and reducing the data and resource costs, to some degree, limits the size of T&E. This makes the process of determining the suitability of equipment to include compatibility, interoperability, organization, etc., a difficult one. To a large degree the limited interactions, interrelationships and compatibility of large forces may be supplemented by using actual data collected during the test and applying it in the simulation.

Simulations can be used to extend test results, save considerable energy (fuel and manpower), and save money by reducing the need to repeat data points to improve the statistical sample or to determine overlooked or directly unmeasured parameters. Sensitivity analyses can be run using simulations to evaluate the robustness of the design.

In analyzing the test results, data can be compared to the results predicted by the simulations used early in the planning process. Thus, the simulation is validated by the actual live test results, but the test results are also validated by the simulation.

14.7 SUMMARY

Modeling and simulation in T&E can be used for concept evaluation, extrapolation, isolation of design effects, efficiency, representation of complex environments, and overcoming inherent limitations in actual testing. The use of M&S can validate test results, increase confidence levels, reduce test costs and provide opportunities to shorten the overall acquisition cycle by providing more data earlier for the decision maker. But it does take time and funding to bring M&S along to the point that they are useful during an acquisition.

15

TEST RESOURCES

15.1 INTRODUCTION

This chapter describes the various types of resources available for testing, explains test resource planning in the Services, and discusses the ways in which test resources are funded.

According to Department of Defense (DoD) 5000.2-R, the term “test resources” is a collective term that encompasses elements necessary to plan, conduct, collect, and analyze data from a test event or program. These elements include: funding (to develop new resources or use existing ones), manpower for test conduct and support, test articles, models, simulations, threat simulators, surrogates, replicas, test-beds, special instrumentation, test sites, targets, tracking and data acquisition instrumentation, equipment (for data reduction, communications, meteorology, utilities, photography, calibration, security, recovery, maintenance and repair), frequency management, and control, and base/facility support services. “Testing planning and conduct shall take full advantage of existing investment in DoD ranges, facilities, and other resources, wherever practical, unless otherwise justified in the Test and Evaluation Master Plan [TEMP],” (DoD 5000.2-R).

Key DoD test resources are in great demand by competing acquisition programs. Often special, unique, or one-of-a-kind test resources must be developed specifically for the test program. It is imperative that the requirements for these test resources be identified early in the acquisition process so adequate funding can be allotted for their development, and they will be available when the test is scheduled.

15.2 OBTAINING TEST RESOURCES

15.2.1 Identify Test Resources and Instrumentation

As early as possible, but not later than program start, the test facilities and instrumentation requirements to conduct program test and evaluations should be identified and a tentative schedule of test activities prepared. This information is recorded in the TEMP and Service test resource documentation.

15.2.2 Require Multi-Service OT&E

Multi-Service operational test and evaluation (OT&E) should be considered for weapon systems requiring new operational concepts involving other Services. If multi-Service testing is used, an analysis of the impact of demonstration on time and resources needed to execute the multi-Service tests should be conducted before the low rate production decision.

15.2.3 Military Construction Program Facilities

Some programs cannot be tested without Military Construction Program facilities. To construct these facilities will require long lead times; therefore, early planning must be done to ensure that the facilities will be ready when required.

15.2.4 Test Sample Size

The primary basis for the test sample size is usually based on one or more of the following:

- Analysis of test objectives;
- Statistical significance of test results at some specified confidence level;
- Availability of test vehicles, items, etc.;
- Support resources or facilities available;
- Time available for the test program.

15.2.5 Test Termination

One should not hesitate to terminate a test before its completion if it becomes clear that the main objective of the test is unachievable (due to hardware failure, unavailability of resources, etc.) or if additional samples will not change the outcome and conclusions of the test.

15.2.6 Budget for Test

The Acquisition Strategy, TEMP and budgeting documents should be reviewed regularly to ensure that there are adequate, identified testing funds relative to development and fabrication funds.

The Acquisition Strategy, TEMP and budgeting documents need careful scrutiny to ensure that there are adequate contingency funds to cover correction of difficulties at a level that matches industry/government experience on the contract. (Testing to correct deficiencies found during testing, without sufficient funding for proper correction, results in BAND-AID® approaches, which require corrections at a later and more-expensive time period.)

15.2.7 Test Articles

A summary of important test planning items that were identified by the Defense Science Board (DSB) is provided below:

- Ensure that the whole system, including the system user personnel, is tested. Realistically test the complete system, including hardware,

software, people, and all interfaces. Get users involved from the start and understand user limitations;

- Ascertain that sufficient time and test articles are planned. When the technology is stressed, the higher risks require more test articles and time;
- In general, parts, subsystems, and systems should be proven, in that order, before incorporating them into the next higher assembly for more complete tests. The instrumentation should be planned to permit diagnosis of trouble;
- Major tests should never be repeated without an analysis of failure and corrective action. Allow for delays of this nature.

15.2.8 Major Range and Test Facility Base

All Services operate ranges and test facilities for test, evaluation, and training purposes. Twenty-one of these activities constitute the DoD Major Range and Test Facility Base (MRTFB, DoD Directive (DoDD) 3200.11). This MRTFB is described as “a national asset which shall be sized, operated, and maintained primarily for DoD test and evaluation (T&E) support missions, but also is available to all users having a valid requirement for its capabilities. The MRTFB consists of a broad base of T&E activities managed and operated under uniform guidelines to provide T&E support to DoD Components responsible for developing or operating materiel and weapon systems,” (Reference 21A). The list of MRTFB activities and their locations are shown on Figure 15-1. Summaries of the capabilities of each of these activities (with points of contact listed for further information) may be found in DoD 3200.11-D.

The MRTFB facilities are available for use by all the Services, other U.S. government agencies and, in certain cases, allied foreign governments and contractor organizations. Scheduling is based on a priority system; and costs for usage are billed uniformly, as stated in DoDD 3200.11. The Deputy

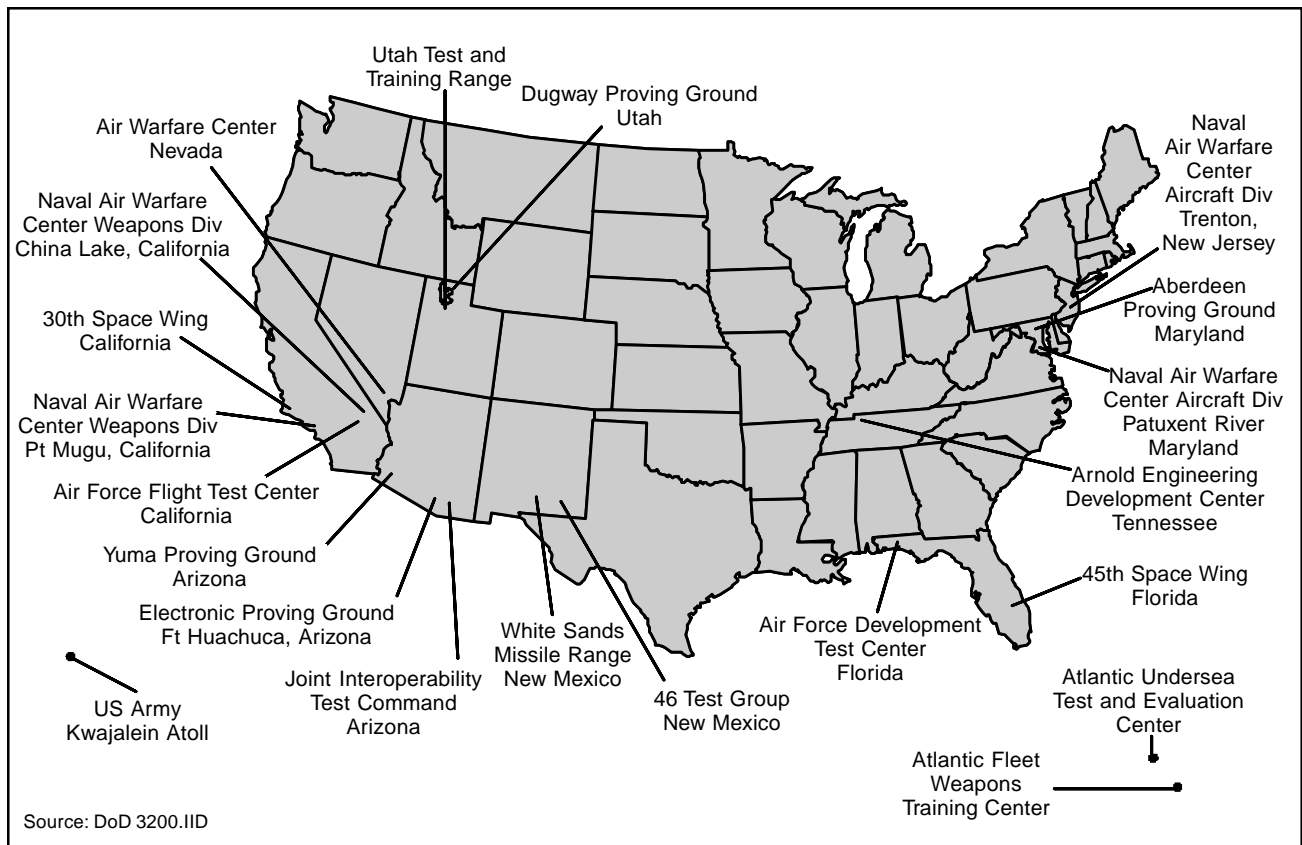


Figure 15-1. DoD Major Range and Test Facility Base

Director, Operational Test and Evaluation (DOT&E (Ranges and Resources)) sets policy for the composition, use, and test program assignments of the MRTFB. In turn, the individual Services must fund, manage, and operate their activities. They are reimbursed for direct costs by each user of the activity. The DOT&E has sponsored the development of a Joint Test Assets Database which lists MRTFB and Operational Test Agency (OTA) test facilities, test area and range data, instrumentation, and test systems. This database can be accessed via the DOT&E website.

The DoD components wishing to use an MRTFB activity must provide timely and complete notification of their requirements, such as special instrumentation or ground-support equipment requirements, to the particular activity using the documentation formats prescribed by Document 501-84, *Universal Documentation System Handbook*, issued by the Range Commanders Council.

The requirements must be stated in the TEMP discussed below. Personnel at the MRTFB activity will coordinate with and assist prospective users with their T&E planning, to include conducting trade-off analyses and test scenario optimization based on test objectives and test support capabilities.

15.2.9 Project Reliance

In response to a stated need to consolidate DoD activities (Defense Management Review Directive 922), the Office of the Secretary of Defense (OSD) T&E organizations have initiated a process to review and centralize various types of system testing infrastructures at designated Service test facilities. Project Reliance is focused on more economical operations, allocating scarce funds for modernization and eliminating unwarranted duplication. The T&E Reliance provides technical leadership, vision, oversight, and review for all Service T&E investment planning activities to foster development of joint investment

initiatives. It ensures the development and sustainment of an effective and efficient defense T&E capability, to prevent unwarranted duplication of DoD T&E capabilities, and to optimize the Services' investments in T&E capabilities. As a follow-on to the Reliance process, Congress directed a study (Vision 21) of the potential for consolidation of laboratory and testing capabilities to further reduce the incidence of duplicative efforts.

15.2.10 Central Test and Evaluation Investment Program (CTEIP)

In 1994 the Principal Deputy Under Secretary of Defense for Acquisition and Technology (USD(A&T)) directed that the Director, Test, Systems Engineering, and Evaluation establish and chair a steering group that would oversee the acquisition and integration of all training and associated test range instrumentation and develop related policy. As a result of the reorganization of OSD T&E functions, the DOT&E subsequently manages the implementation of the Joint Training and Test Range Roadmap and executes the Central Test and Evaluation Investment Program (CTEIP). The CTEIP provides OSD funding and a mechanism for the development and acquisition of new test capabilities to satisfy multi-Service testing requirements.

15.2.11 Service Test Facilities

Other test resources are available besides MRTFB. Frequently Guard or Reserve units, commercial or international test facilities and war reserve assets are available to support DoD T&E. The tester can determine resources available by contacting his/her Service headquarters staff element. Within the Army, consult documents such as the Army Test Facilities Register, the Army Test and Evaluation Command Operational Test Instrumentation Guide, and other Army test agency and range documents. Information on specific Navy test resources is found in user manuals published by each range and the Commander, Operational Test and Evaluation Force (COMOPTEVFOR) catalog of available support.

15.3 TEST RESOURCE PLANNING

The development of special test resources to support a weapon system test can be costly and time-consuming. This, coupled with the competition for existing test resources and facilities, requires that early planning be accomplished to determine all test resource requirements for weapon system T&E. The tester must use government facilities whenever possible instead of funding construction of contractor test capabilities.

Problems associated with range and facility planning are that major systems tend to get top priority (i.e., B-1B, M-1, etc.). Range schedules are often in conflict due to system problems, which cause schedule delays during testing; and there is often a shortage of funds to complete testing.

15.3.1 TEMP Resource Requirements

The program manager (PM) must state all key test resource requirements in the TEMP and must include items such as unique instrumentation, threat simulators, surrogates, targets and test articles. Included in the TEMP are a critical analysis of anticipated resource shortfalls, their effect on system T&E and plans to correct resource deficiencies. As the first TEMP must be prepared for program initiation, initial test resource planning must be accomplished very early. Refinements and reassessments of test resource requirements are included in each TEMP update. The guidance for the content of the test resource summary (Part V) of the TEMP is in Appendix 2 – Test and Evaluation Master Plan, DoD 5000.2-R (Table 15-1). Once identified, the PM must then work within the Service headquarters and range management structure to assure the assets are available when needed.

15.3.2 Service Test Resource Planning

More-detailed listings of required test resources are generated in conjunction with the detailed test plans written by the materiel developer and operational tester. These test plans describe test objectives,

Table 15-1. TEMP Test Resource Summary Section

PART V – Test and Evaluation Resource Summary

Provide a summary (preferably in a table or matrix format) of all key test and evaluation resources, both government and contractor, that will be used during the course of the acquisition program.

The TEMP should project the key resources necessary to accomplish demonstration and validation testing and early operational assessment. The TEMP should estimate, to the degree known at Milestone I, the key resources necessary to accomplish developmental test and evaluation, live fire test and evaluation, and operational test and evaluation. These should include elements of the National Test Facilities Base (which incorporates the Major Range and Test Facility Base (MRTFB), capabilities designated by industry and academia, and MRTFB test equipment and facilities), unique instrumentation, threat simulators, and targets. As system acquisition progresses, the preliminary test resource requirements shall be reassessed and refined and subsequent TEMP updates shall reflect any changed system concepts, resource requirements, or updated threat assessment. Any resource shortfalls which introduce significant test limitations should be discussed with planned corrective action outlined. Specifically, identify the following test resources:

- Test Articles
- Test Sites and Instrumentation
- Test Support Equipment
- Threat Representation
- Test Targets and Expendables
- Operational Force Test Support
- Simulators, Models and Test-Beds
- Special Requirements
- Test and Evaluation Funding Requirements
- Manpower/Personnel Training

Source: DoD 5000.2.R.

measures of effectiveness (MOEs), test scenarios and specific test resource requirements.

15.3.2.1 Army Test Resource Planning

In the Army, the tester prepares input to the TEMP and the Test and Evaluation Plan (TEP), the primary planning documents for developmental and OT&E of the weapon system. These documents should be prepared early in the acquisition cycle (at the beginning of system acquisition activities). They describe the entire T&E strategy including critical issues, test methodology, MOEs and all significant test resources. The TEMP and TEP provide the

primary input to the Outline Test Plan (OTP), which contains a detailed description of each identified required test resource, where and when it is to be provided, and the providing organization.

The tester must coordinate the OTP with all major commands or agencies expected to provide test resources. Then, the OTP is submitted to the Army Test and Evaluation Command (ATEC), for review by the Test Schedule and Review Committee (TSARC) and for incorporation into the Army's Future Year Test Program (FYTP). The initial OTP for each test should be submitted to the TSARC as soon as testing is identified in the TEMP. Revised

OTPs are submitted as more information becomes available or requirements change, but a final comprehensive version of the OTP should be submitted at least 18 months before the resources are required.

The TSARC is responsible for providing high-level, centralized management of T&E resource planning. The TSARC is chaired by the Commanding General ATEC and consists of a general officer or equivalent representatives from the Army staff and major commands. The TSARC meets semiannually to review all OTPs, resolve conflicts and coordinate all identified test resource requirements for inclusion in the FYTP. The FYTP is a formal resource tasking document for current and near-term tests and a planning document for tests scheduled for the out-years. All OTPs are reviewed during the semi-annual reviews to ensure that any refinements or revisions are approved by the TSARC and reflected in the FYTP.

The TSARC-approved OTP is a tasking document by which the tester requests Army test resources. The TSARC coordinates resource requests, sets priorities, resolves conflicts and schedules resources. The resultant FYTP, when approved by the Deputy Chief of Staff for Operations and Plans (DCSOPS), Headquarters, Department of the Army (HQ DA), is a formal tasking document that reflects the agreements made by the resource providers (Army Materiel Command (AMC), Training and Doctrine Command (TRADOC), Forces Command (FORSCOM), etc.) to make the required test resources available to the designated tests. If test resources from another Service, a non-DoD governmental agency (such as the Department of Energy (DOE) or the National Aeronautics and Space Administration (NASA)) or a contractor are required, the request is coordinated by ATEC. For example, the request for a range must be made at least two years in advance to ensure availability. However, due to the long lead time required to schedule these non-Army resources, their availability cannot be guaranteed if testing is delayed or retesting is required. The use of resources outside the U.S. (such as in Canada, Germany, or other North Atlantic

Treaty Organization (NATO) countries) is also handled by ATEC.

15.3.2.2 Navy Test Resource Planning

In the Navy, the developing agency and the operational tester are responsible for identifying the specific test resources required in testing the weapon system. In developing requirements for test resources, the PM and operational test director (OTD) refer to documents such as the Mission Need Statement (MNS), Acquisition Strategy, Navy Decision Coordinating Paper (NDCP), Operational Requirement Document (ORD), threat assessments, Secretary of the Navy (SECNAV) Instruction 5000.2B, and the OTD Guide (Commander, Operation Test and Evaluation Force (Navy) (COMOPTEVFOR Instruction 3960.1D).

Upon Chief of Naval Operations (CNO) approval, the TEMP becomes the controlling management document for all T&E of the weapon system. It constitutes direction by the CNO to conduct the T&E program defined in the TEMP, including the commitment of research, development, test and evaluation (RDT&E) financial support and of fleet units and schedules. It is prepared by the PM, who is provided OT&E input by the COMOPTEVFOR OTD. The TEMP defines all T&E (DT&E, OT&E and production acceptance test and evaluation (PAT&E)) to be conducted for the system and describes, in as much detail as possible, the test resources required.

The Navy uses its operational naval forces to provide realistic T&E of new weapon systems. Each year, the CNO (N-091) compiles all Fleet support requirements for RDT&E program support from the TEMPs and publishes the CNO Long-Range RDT&E Support Requirements document for the budget and out-years. In addition, a quarterly forecast of support requirements is published approximately five months before the Fleet Employment Scheduling Conference for the quarter in which the support is required. These documents summarize OT&E requirements for Fleet services and are used

by the Fleet for scheduling services and out-year budget projections.

Requests for use of range assets are usually initiated informally with a phone call from the PM and/or OTD to the range manager and followed by formal documentation. Requests for Fleet support are usually more formal. The COMOPTEVFOR, in coordination with the PM, forwards the TEMP and a Fleet RDT&E Support Request to the CNO. Upon approval of the request, the CNO tasks the Fleet Commander in Chief (CINC) by letter or message to coordinate with the Operational Test and Evaluation Force (OPTEVFOR) to provide the requested support.

Use of most Navy ranges must be scheduled at least a year in advance. Each range consolidates and prioritizes user requests, negotiates conflicts, and attempts to schedule range services to satisfy all requests. If the desired range services cannot be made available when required, the test must wait; or the CNO resolves the conflict. Because ranges are fully scheduled in advance, it is difficult to accommodate a test that is delayed, or one that requires additional range time beyond that originally scheduled. Again, the CNO can examine the effects of delays or retest requirements and issue revised priorities, as required.

Requests for use of non-Navy OT&E resources are initiated by COMOPTEVFOR. The OPTEVFOR is authorized direct liaison with other Service-independent OTAs to obtain OTA-controlled resources. Requests for other government-owned resources are forwarded to the CNO (N-091) for formal submission to the Service Chief (for Service assets) or to the appropriate government agency (e.g., DOE or NASA). Use of contractor resources is usually handled by the PM, although contractor assets are seldom required in OT&E, since the Fleet is used to provide an operational environment. Requests for use of foreign ranges are handled by the N-091 Assistant for International Research and Development (R&D).

15.3.2.3 Air Force Test Resource Planning

The test resources required for T&E of an Air Force weapon system are identified in detail in the Test Resources Plan (TRP), which is prepared by the responsible Air Force T&E organization. In general, the Air Force Operational Tests and Evaluation Center (AFOTEC) is the test organization for OT&E programs; it obtains support from a Service major command test agency for nonmajor programs, with AFOTEC directing and providing assistance, as required.

During the Advanced Planning Phase of a weapon system acquisition (five to six years before OT&E), AFOTEC prepares the OT&E section of the first full TRP, coordinates the TRP with all supporting organizations and assists the resource manager (RM) in programming required resources. The resource requirements listed in the Resource Information Network TRP are developed by the test manager, RM, and test support group, using sources such as the ORD and threat assessments. The TRP should specify, in detail, all the resources necessary to successfully conduct a test when it is entered in the Test Resource Information Management System (TRIMS).

The TRP is the formal means by which test resource requirements are communicated to the Air Staff and to the appropriate commands and agencies tasked to supply the needed resources. Hence, if a required resource is not specified in the TRP, it is likely the resource will not be available for the test. The TRP is revised and updated on a continuous basis, since the test resource requirements become better defined as the OT&E plans mature. The initial TRP serves as a baseline for comparison of planned OT&E resources with actual expenditures. Comparisons of the initial TRP with subsequent updates provide an audit trail of changes in the test program and its testing requirements. The AFOTEC maintains all TRPs on TRIMS; this permits immediate response to all queries regarding test resource requirements.

The AFOTEC/RM consolidates the resource requirements from all TRPs coordinating with participating and supporting organizations and agencies outside AFOTEC. Twice yearly, the RM office prepares a draft of the USAF Program for Operational Test (PO). The PO is a master planning and programming document for resource requirements for all HQ USAF-directed OT&E and is distributed to all concerned commands, agencies and organizations for review and coordination. It is then submitted to the Air Staff for review and approval by the Operational Resource Management Assessment System for Test and Evaluation (ORMAS/TE), which operates under the authority of HQ AF/TE. The ORMAS Board is composed of HQ USAF action officers and senior officers from major commands (MAJCOMs) and agencies involved in OT&E; it meets to resolve impacts and conflicting requirements at the appropriate Air Staff level. Through the ORMAS process, HQ USAF approves the PO, which becomes a directive to participants for planning, programming, and budgeting actions. Agreements made among ORMAS participants regarding TRP and PO resource requirements are considered binding.

All requests for test resources are coordinated by HQ AFOTEC as part of the TRP preparation process. When a new weapon system development is first identified, AFOTEC provides a test manager who begins long-term OT&E planning. The test manager begins identifying needed test resources, such as instrumentation, simulators and models, and works with the resources directorate to obtain them. If the required resource does not belong to AFOTEC, it will negotiate with the commands having the resource. In the case of models and simulators, AFOTEC surveys what is available, assesses credibility, and then coordinates with the owner or developer to use it. The Joint Technical Coordinating Group publishes a document on electronic warfare (EW) models.

Range scheduling should be done early. At least a year is required, but often a test can be accommodated with a few months' notice if there is no

requirement for special equipment or modifications to be provided at the range. Some of the Air Force ranges are scheduled well in advance and cannot accommodate tests that encounter delays or retest requirements.

The resource manager attempts to resolve conflicts among various systems competing for scarce test resources and elevates the request to the Commander, AFOTEC, if necessary. Decisions on resource utilization and scheduling are based on the weapon system's assigned priority.

The resource manager and the test manager also arrange for use of the resources of other Services, non-DoD government agencies and contractors. Use of non-U.S. resources, such as a Canadian range, are coordinated by Air Force, Chief of Staff/Directorate of Test and Evaluation (AF/TE) and based on formal Memoranda of Understanding (MOU). The U.S. Air Force-Europe/Directorate of Operations-Operations (USAFE/DOO) handles requests for European ranges. Use of a contractor-owned resource, such as a model, is often obtained through the System Program Office (SPO) or a general support contract.

15.4 TEST RESOURCE FUNDING

The Future Years Defense Program (FYDP), incorporating a biennial budgeting process, is the basic DoD programming document that records, summarizes, and displays Secretary of Defense (SECDEF) decisions. In the FYDP, costs are divided into three categories for each acquisition program element: R&D costs, investment costs and operating costs. The Congress appropriates to the Office of Management and Budget (OMB), and OMB apportions funding through the SECDEF to the Services and to other defense agencies. The Services and defense agencies then allocate funds to others (claimants, subclaimants, administering offices, commanding generals, etc.).

The Planning, Programming, and Budgeting System (PPBS) is a DoD internal system used to

develop input to the Congress for each year's budget while developing future-year budgets. The PPBS is calendar-oriented. There are concurrent two-year PPBS cycles ongoing at one time. These cycles are: planning, programming, and budgeting. At any one time there are three budgets being worked by the Services. The current two-year budget is being executed. The next six years of defense planning is being programmed, and long-range program plans and planning guidance are being reviewed for updating.

There are various types of funding in the PPBS: R&D funding for maintaining the technology base; exploratory development funding for conducting the concept assessments; advanced development funding for conducting both concept development and early prototyping; engineering development funding for demonstrating the engineering development model; as well as procurement funding for conducting low rate initial production (LRIP), full rate production, system deployment and operational support. RDT&E management and support funding is used throughout the development cycle, until the system is operationally deployed, when operations and maintenance (O&M) funding is used. The RDT&E appropriation funds the costs associated with R&D intended to improve performance, including test items, DT&E, and test support of OT&E of the system or equipment test items.

Funding that is planned, programmed and budgeted through the PPBS cycle is not always the same funding amount that the Congress appropriates or the PM receives. If the required funding for a test program is not authorized by the Congress, the PM has four ways to react. The PM can submit a supplemental budget (for unfunded portions of the program), request deficiency funding (for unforeseen program problems), or use transfer authority (from other programs within the Service); or the PM can try to reprogram the needed funds (to restructure the program).

Generally, testing that is accomplished for a specific system before the production decision is funded

from RDT&E appropriations; and testing that is accomplished after the production decision is funded from other procurement or O&M appropriations. Testing of product improvements, block upgrades, and major modifications is funded from the same appropriations as the program development. Follow-on Test and Evaluations (FOT&E) are usually funded from O&M funds.

Funding associated with T&E (including instrumentation, targets and simulations) are identified in the system acquisition cost estimates, Service acquisition plans and the TEMP. General funding information for development and operational tests follows:

Development Test (DT) Funding. Funds required to conduct engineering and development tests are programmed and budgeted by the materiel developer, based upon the requirements of the TEMP. These costs may include, but are not limited to, procuring test samples/prototypes; support equipment; transportation costs; technical data; training of test personnel; repair parts; and test-specific instrumentation, equipment and facilities. The DT&E funds are expended for contractor and government developmental test activities.

The Service PM may be required to pay for the use of test resources, such as the MRTFB, and for the development of specialized resources needed specifically for testing the weapon system being developed.

Operational Test (OT) Funding. Funds required to conduct OT are usually programmed and budgeted by the Service OTA or organization. The funds are programmed in the Service's long-range test program, and the funds requirements are obtained from the test resourcing documentation and TEMP.

15.4.1 Army Funding

Test resources are developed and funded under various Army appropriations. The AMC and its commodity commands provide test items, spare parts,

support items (such as diagnostic equipment) and ammunition. Soldiers, ranges, fuel, test support personnel, and maneuver areas are provided by TRADOC or FORSCOM. The weapon system PM uses RDT&E funds to reimburse these supporting commands for costs directly related to his test. The weapon system materiel developer is also responsible for funding the development of new test resources specifically needed to test the weapon system. Examples of such special-purpose resources include models, simulations, special instrumentation and test equipment, range modifications, EW simulators and, sometimes, threat simulators. Although the Army has a separate budget and development plan for threat simulators, the Army Operational Test Support Agency threat simulators program, many weapon system developers still have to fund the cost of new threat systems that are specifically needed to test their weapon system. Army ATEC is funded through the PM's program element and is given direct control of OT&E funds for each program. Funding requirements are developed in consonance with the OTP.

15.4.2 Navy Funding

In the Navy, the weapon system PM is responsible for funding the development of all required test-specific resources from the program's RDT&E funds. These resources include test articles, expendables, one-of-a-kind targets, data collection/reduction and instrumentation. The development of generic test resources that can be used in OT&E of multiple weapon systems — such as targets, threat simulators, and range capabilities — is funded from Operational Navy (OPNAV) generic accounts (such as target development) and not from weapon systems RDT&E. The PM's RDT&E funds pay for all DT and OT through Operational Evaluation (OPEVAL). The PM pays for all post-production OT with program funds.

15.4.3 Air Force Funding

In the Air Force, direct-cost funding requires that test-peculiar (direct) costs associated with a

particular test program be reimbursed by the System Program Office to the designated test agency. The RDT&E appropriation funds the cost associated with R&D, including test items, DT&E and Air Force Materiel Command (AFMC) support of OT&E of the system or equipment and the test items. Costs associated with initial operational test and evaluation (IOT&E) are RDT&E funded, and costs of qualification operational test and evaluation (QOT&E) are O&M funded. The AFOTEC is funded through its own program element and has direct control of OT&E funds for all programs. The IOT&E manager prepares a TRP that summarizes the resource requirements for IOT&E and related test support. All pretest IOT&E planning is budgeted through and paid out of the O&M appropriation. The FOT&E costs are paid by AFOTEC and/or the MAJCOM operating the system and funded by the O&M appropriation.

15.5 SUMMARY

Test resources have many conflicting demands and their use must be scheduled well in advance of a test. Resources specific to a particular test must often be developed and funded from the PM's own RDT&E budget. Thus, the PM and his testers must ensure that test resource requirements are identified early in the acquisition cycle, that they are documented in the initial TEMP, and that modifications and refinements are reported in the TEMP updates.

Funds for testing are provided by congressional appropriation to the OMB, which apportions the funds to the Services through the SECDEF. The PPBS is the DoD process used to formulate budget requests to the Congress. Requests by PMs for test resources are usually outlined in the TEMP. Generally, system development is funded from RDT&E funds until the system is operationally deployed and maintained. O&M funds are used for FOT&E and system maintenance. The weapon system materiel developer is also responsible for funding the development of new test resources specifically needed to test the weapon system. The Air Force OTA develops and directly controls OT&E funds.

16

TEST AND EVALUATION MASTER PLAN

16.1 INTRODUCTION

Guidance contained in Department of Defense (DoD) 5000.2-R stipulates that a Test and Evaluation Master Plan (TEMP) format shall be used for all Acquisition Category (ACAT) I and IA or Office of the Secretary of Defense (OSD) designated oversight acquisition programs. This reinforces the philosophy that good planning supports good operations. For effective engineering development and decision-making processes, an early evaluation strategy must be evolved into an overall integrating master plan detailing the collection and evaluation of test data on required performance parameters. Less than ACAT I programs are encouraged to tailor their test and evaluation (T&E) strategy using the TEMP format as a guide. The TEMP relates program schedule, test management strategy and structure, and required resources to: critical operational issues; critical technical parameters; minimum acceptable values (thresholds); acquisition strategy; and, milestone decision points. Feedback about the degree of system performance maturity and its operational effectiveness and suitability during each phase is essential to the successful fielding of equipment that satisfies user requirements.

16.2 TEMP DEVELOPMENT

The development of program evaluation strategy, codification in the TEMP, and effective management of the various test processes are the primary functions of a Program Management Office (PMO) T&E Integrated Product Teams (IPT). The T&E strategy is highly contingent on early system concept(s) that are deemed appropriate for satisfying user requirements. As outlined in DoD Instruction (DoDI) 5000.2, the priority for selecting a solution is:

- (1) a non-materiel solution, such as changes to tactics, doctrine, operational concepts, training, or organization.
- (2) the sequence of materiel alternatives is:
 - (a) use or modification of an existing U.S. military system.
 - (b) use or modification of an existing commercially available domestic or international system, production of previously developed U.S. military or Allied systems that fosters a nondevelopmental (NDI) acquisition strategy.
 - (c) a cooperative research and development program with one or more Allied nations.
 - (d) a new joint Component or government agency development program.
 - (e) and a new Component-unique development program.

The quality of the test program may directly reflect the level of effort expended in its development and execution. This varies in direct relationship to the management imposed by the program manager (PM) and, to some extent, by the system engineer. The PM must evaluate the utility of dedicated T&E staff versus matrix support from the development command. The levels of intensity for planning and executing T&E fluctuate with changes in phases of the acquisition process and in T&E staff support, as appropriate.

Early planning of long-range strategies can be supported with knowledgeable planning teams (T&E IPT) and reviews by panels of senior T&E management officials — “gray beards.” As the tempo of actual test activities begins to build concept to prototype to engineering development model to pre-LRIP (low rate initial production), internal T&E management staff is needed to control the processes and evaluate results.

16.2.1 Program Management Office Responsibilities

The PMO is the focal point of the development, review and approval process for the program TEMP. The DoD acquisition process requires a TEMP as one of the primary management strategy documents supporting the decision to start or terminate development efforts. This task is a “difficult do” prior to program start since some Services do not formulate or staff a PMO until formal program initiation. An additional complicating factor is the nebulous condition of other program source documents (Operational Requirement Document (ORD), Technical Management planning, Acquisition Strategy, System Threat Assessment, Logistics Support Planning, etc.) that are also in early stages of development/ updating for the milestone review. Since the TEMP must conform to the evaluation strategy and other program management documents, it frequently lags in the development process and does not receive the attention needed from PMO or matrix support personnel. Program Management Office emphasis on early formulation of the test planning teams (T&E IPT) is critical to the successful development of the program TEMP. These teams should consist of the requisite players so a comprehensive and integrated strategy compatible with other engineering and decision-making processes is developed. The PMO will find that the number of parties desiring coordination on the TEMP far exceed the “streamlined” approval process signatories, however, it must be coordinated. An early start in getting Service-level concurrence is important so the Milestone Decision document-submission schedule can be supported with the draft and final versions of the TEMP.

Subsequent updates do not become easier, as each acquisition phase brings new planning, coordination, and testing requirements.

16.2.2 T&E Planning

Developing an overall strategy provides the framework for incorporating phase-oriented T&E activities that will facilitate the acquisition process. The T&E strategy should be consistent with the program acquisition strategy, identifying requirements for contractor and government development test and evaluation (DT&E), interactions between DT&E and operational test and evaluation (OT&E), and provisions for the separate initial operational test and evaluation (IOT&E). An evolutionary acquisition strategy will generally include moderate- to low-risk technologies that should reduce the intensity and duration of the T&E program. It does, however, include a requirement for post-production test activities as the system is modified to accommodate previously unknown new technologies, new threats, or other performance enhancements.

A revolutionary acquisition strategy incorporates all the latest technologies in the final production configuration, and is generally a higher-risk approach. As the contractor works on maturing emerging technologies, the T&E workload increases in direct proportion to the difficulty in fixing problems. The potential is much higher for extended schedules with iterative test-fix-test cycles.

16.2.3 General Test and Evaluation Planning Issues

The Defense Science Board (DSB) (Reference 41) report presented guidance on T&E at two levels. On a general level it discussed a number of issues that were appropriate to all weapon acquisition programs. These issues, along with a summary discussion, are given next.

16.2.3.1 Effects of Test Requirements on System Acquisition

The acquisition strategy for the system should allow sufficient time between the end of demonstration testing and procurement, as contracted with limited production decisions, to allow flexibility for modification of plans that will be required. It should ensure that sufficient dollars are available not only to conduct T&E but to allow for additional T&E that is always required due to failure, design changes, etc.; and, it should be evaluated relative to constraints imposed by:

- The level of system testing at various stages of the research, development, test and evaluation (RDT&E) cycle;
- The number of test items available and the schedule interface with other systems needed in the tests, such as aircraft, electronics, etc.;
- The support required to assist in preparing for and conducting tests and analyzing the test results;
- Being evaluated to minimize the so-called T&E gap caused by lack of hardware during the test phase.

16.2.3.2 Test Requirements and Restrictions

Tests should:

- Have specific objectives;
- List, in advance, actions to be taken as a consequence of the test results;
- Be instrumented to permit diagnosis of the cause of lack of performance including random, design-induced wear-out and operator-error failure;
- If failures occur, not be repeated without a detailed analysis of the failure. (“Most likely the failure will not go away.”)

16.2.3.3 Trouble Indicators

Establish an early detection scheme to identify program illness.

When a program begins to have trouble, there are indicators that will show up during testing. Some of these indicators are:

- A test failure;
- Any repetitive failure;
- A revision of schedule or incremental funding that exceeds the original plan;
- Any relaxation of the basic requirements such as lower performance.

16.2.3.4 Requirement for Test Rehearsals

Test rehearsals should be conducted for each new phase of testing.

16.2.4 Scheduling

Specific issues associated with test scheduling are listed below.

16.2.4.1 Building Block Test Scheduling

The design of a set of tests to demonstrate feasibility prior to testing the system level engineering development model should be used. This will allow early testing of high-technical-risk items, and subsequent tests can be incorporated into the hardware as the system concept has been demonstrated as feasible.

16.2.4.2 Component and Subsystem Test Plans

Ensure a viable component and subsystem test plan. Studies show that almost all component failures will be the kind that cannot be easily detected or

prevented in full-system testing. System failure must be detected and fixed in the component/subsystem stage, as detecting and correcting failure only at the operational test (OT) level results in high cost.

16.2.4.3 Phasing of DT&E and IOT&E

Problems that become apparent in operational testing can often be evaluated faster with the instrumented DT&E hardware. The integrated test plan (ITP) should provide time and money to investigate test failures and eliminate causes of failures before other, similar tests take place.

16.2.4.4 Schedule IOT&E to Include System Interfaces with Other Systems

Whenever possible, the initial operational test and evaluation/follow-on operational test and evaluation (IOT&E)/(FOT&E) of a weapon system should be planned to include other systems that must have a technical interface with the new system. For example, the missile should be tested on most of the platforms for which they are programmed.

The preplanned product improvements (P³I) strategy is a variant of the evolutionary development process in which you recognize the high-risk technologies/subsystems and put them on a parallel development track. The testing strategy should anticipate the requirements to evaluate P³I item maturity and then test the system during the integration of the additional capability.

Advanced Technology Demonstrations (ATD) may provide early insights into available technologies for incorporation into developmental or mature, post-prototype systems. Using proven, mature technology provides a lower-risk strategy and may significantly reduce the development testing work load. To assess and manage risk, PMs and other acquisition managers should use a variety of techniques, including technology demonstrations, prototyping, and T&E. The process for verifying contract performance and item specifications, testing

and evaluation of threshold performance requirements in the ORD, exit criteria or the acquisition program baseline performance should be addressed in the DT&E strategy.

The DT&E is an iterative process starting at configuration item/software module levels and continuing throughout the component integration into subassemblies and, finally, system-level performance evaluations. Operational test and evaluation is interwoven into early DT&E for maximizing the efficient use of test articles and test schedules. However, OT&E must remain a distinct thread of activity that does not lose its identity in the tapestry of test events. Planning for test resources is driven by the sequence and intensity of development test (DT) and OT events. Resource coordination is an equally arduous task, which frequently has lead times equal to major program development activities. Included in the program T&E strategy should be an overshadowing evaluation plan, outlining methodologies, models, simulations and test data required at periodic decision points.

The TEMP should: (a) address critical human issues to provide data to validate the results of human factors engineering analyses; and (b) require identification of mission critical operational and maintenance tasks.

A reliability growth (Test, Analyze, Fix and Test (TAFT)) program should be developed to satisfy the reliability levels required at full-rate production. Reliability tests and demonstrations (DoD 3235.1-H) will be based on actual or simulated operational conditions.

Maintainability will be verified with a maintainability demonstration (DoD 3235.1-H) before full-rate production.

As early as practicable, developers and test agencies will assess survivability and validate critical survivability characteristics at as high a system level as possible. The TEMP will identify the means by which the survivability objectives are validated.

Field engineering test facilities and testing in the intended operational environments are required to: (1) verify electric or electronic systems predicted performance; (2) establish confidence in electromagnetic compatibility design based on standards and specifications; and (3) validate electromagnetic compatibility analysis methodology.

The TEMP will address health-hazard and safety-critical issues to provide data to validate the results of system safety analyses.

The TEMP strategy should directly support the development of more-detailed planning and resource documents needed to execute the actual test events and subsequent evaluations.

The TEMP shall provide a road map for integrated simulation, test, and evaluation plans, schedules, and resource requirements necessary to accomplish the test and evaluation program. Test and Evaluation planning should address measures of effectiveness/suitability with appropriate quantitative criteria, test event or scenario description, resource requirements and test limitations. Test planning, at a minimum, must address all system components that are critical to the achievement and demonstration of contract technical performance specifications and minimum acceptable values specified in the ORD.

16.3 TEMP FORMAT

The format specified in DoD 5000.2-R, Appendix 2, is required for all acquisition category I, IA and OSD designated oversight programs (Table 16-1). It may be tailored as needed for lesser category acquisition programs at the discretion of the milestone decision authority. The TEMP is intended to be a summary document outlining DT&E and OT&E management responsibilities across all phases of the acquisition process. When the development is a multi-Service or joint acquisition program, one integrated TEMP is developed with Service annexes, as required. A Capstone TEMP may not be appropri-

ate for a single major weapon platform but could be used to encompass testing of a collection of individual systems, each with its own annex (e.g., Ballistic Missile Defense Organization (BMDO), Family of Tactical Vehicles, Forward Area Air Defense Systems (FAADS)). A program TEMP is updated at milestones, upon program baseline breach and for other significant program changes. Updates may consist of page changes and are no longer required when a program has no further development activities.

The TEMP is a living document that must address changes to critical issues associated with an acquisition program. Major changes in program requirements, schedule, or funding usually result in a change in the test program. Thus, the TEMP must be reviewed and updated on program change, on baseline breach and before each milestone decision, to ensure that T&E requirements are current. As the primary document used in the OSD review and milestone decision process to assess the adequacy of planned testing and evaluation, the TEMP must be of sufficient scope and content to explain the entire T&E program. The key topics in the TEMP are shown in Table 16-1.

Each TEMP submitted to OSD should be a summary document — detailed only to the extent necessary to show the rationale for the type, amount, and schedules of the testing planned. It must relate the T&E effort clearly to technical risks, operational issues and concepts, system performance, reliability, availability, maintainability, logistic objectives and requirements, and major decision points. It should summarize the testing accomplished to date, and explain the relationship of the various models and simulations, subsystem tests, integrated system DTs and initial OTs that, when analyzed in combination, provide confidence in the system's readiness to proceed into the next acquisition phase. The TEMP must address the T&E to be accomplished in each program phase, with the next phase addressed in the most detail. The TEMP is also used as a coordination document to outline each test and support

Table 16-1. Test and Evaluation Master Plan Format

Part I	System Introduction Mission Description System Description System Threat Assessment Measures of Effectiveness and Suitability System Description Critical Technical Parameters
Part II	Integrated Test Program Summary Integrated Test Program Schedule Management
Part III	Development Test and Evaluation Outline Development Test and Evaluation Overview Future Developmental Test and Evaluation
Part IV	Operational Test and Evaluation Outline Operational Test and Evaluation Overview Critical Operational Issues Future Operational Test and Evaluation Live Fire Test and Evaluation
Part V	Test and Evaluation Resource Summary Test Articles Test Sites and Instrumentation Test Support Equipment Threat Representation Test Targets and Expendables Operational Force Test Support Simulations, Models, and Test Beds Special Requirements Test and Evaluation Funding Requirements Manpower/Personnel Training
Appendix A	Bibliography
Appendix B	Acronyms
Appendix C	Points of Contact
Attachments	(as appropriate)

organization's role in the T&E program and identify major test facilities and resources. The TEMP supporting the production and initial deployment decision must include the T&E planned to verify the correction of deficiencies, and to complete production qualification testing and FOT&E.

The objective of the OSD TEMP review process, often using the Automated Test Planning System software, is to ensure successful T&E programs that will support decisions to commit resources at major milestones. Some of the T&E issues considered during the TEMP review process include:

- (1) Are DT&E and OT&E initiated early to assess performance, identify risks and estimate operational potential?
- (2) Are critical issues, test directives and evaluation criteria related to mission need and operational requirements established well before testing begins?
- (3) Are provisions made for collecting sufficient test data with appropriate test instrumentation to minimize subjective judgment?
- (4) Is OT&E conducted by an organization independent of the developer and user?
- (5) Do the test methodology and instrumentation provide a mature and flexible network of

resources that stress (as early as possible) the weapon system in a variety of realistic environments?

16.4 SUMMARY

The PMO is directly responsible for the content and quality of the test strategy and planning document. The TEMP, as an integrated summary management tool, requires an extensive commitment of man hours and PM guidance. The interactions of the various T&E players and support agencies in the TE IPT must be woven into the fabric of the total system acquisition strategy. Cost and schedule implications must be negotiated to ensure a viable T&E program that provides timely and accurate data to the engineering and management decision makers.

V

MODULE

SPECIALIZED TESTING

Many program managers face several T&E issues that must be resolved to get their particular weapon system tested and ultimately fielded. These issues may include modeling and simulation support, combined and concurrent testing, test resources, survivability and lethality testing, multi-Service testing, or international T&E. Each issue presents a unique set of challenges for the program manager when he/she develops the integrated strategy for the T&E program.

17

SOFTWARE SYSTEMS TESTING

17.1 INTRODUCTION

Software development presents a major development risk for Acquisition Category (ACAT) I and IA military systems. Software is found in Automated Information Systems (AIS) and weapon system software. Software systems, such as personnel records management systems, financial accounting systems, or logistics records (which are the end item solution to user requirements) fall in the AIS category. Performance requirements for the AIS typically drive the host hardware configurations and are managed by the Major Automated Information Systems Review Council (MAISRC) chaired by the Assistant Secretary of Defense (Command, Control, Communications and Intelligence (C³I). The Director, Operational Test and Evaluation (DOT&E) and the Deputy Director, Developmental Test and Evaluation (S&TS) are principal members of the MAISRC. Software developments — such as avionics systems, weapons targeting and control, and navigation computers — that are a subset of the hardware solution to user requirements — fall in the weapon system software category.

Performance requirements for the system hardware are flowed down to drive the functionality of the software resident in onboard computers. The effectiveness of the weapon system software is reviewed as part of the overall system review by the Defense Acquisition Board (DAB) chaired by the Under Secretary of Defense for Acquisition and Technology (USD(A&T)). The DOT&E is a principal member and the Deputy Director, Development Test and Evaluation (DT&E) is an advisor to the DAB. Software development historically has escalated the cost and reduced the reliability of weapon systems. Embedded computer systems, that are

physically incorporated into larger weapon systems, have a major function of data processing. The output of the systems are normally information, control signals, or computer data required by the host system to complete its mission. Although hardware and software often contribute in equal measure to successful implementation of system functions, there have been relative imbalances in their treatment during system development.

Automated Information Systems — once developed, integrated, and tested in the host hardware — are essentially ready for production. Software in weapon systems — once integrated in the host hardware — continue to be tested as a component of the total system and is not ready for production until the total system has successfully demonstrated required performance. Any changes to weapon system hardware configuration may stimulate changes to the software. The development of all software systems involves a series of activities in which there are frequent opportunities for errors. Errors may occur at the inception of the process (when the requirements may be erroneously specified) or later in the development cycle (when system integration is implemented). This chapter addresses the use of testing to obtain insights into the development risk of AIS and weapon system software, particularly as it pertains to the software development processes.

17.2 DEFINITIONS

The term Automated Information System (AIS) is defined in Department of Defense (DoD) 5000.2-R as a combination of computer hardware and software, data, or telecommunications, that performs functions such as collecting, processing, transmitting, and displaying information. Excluded are

computer resources, both hardware and software, that are: physically part of, dedicated to, or essential in real time to the mission performance of weapon systems. (There is some indication that DoD Directive (DoDD) 8000.1, Defense Information Management Program providing guidance on AIS development, will be incorporated in a future change to the 5000 series on acquisition management.)

The term weapon system software includes automated data processing equipment, software or services; and the function, operation or use of the equipment software or services involves:

- (1) Intelligence activities;
- (2) Cryptologic activities related to national security;
- (3) Command and control of military forces;
- (4) Equipment that is an integral part of a weapons system; and
- (5) Critical, direct fulfillment of military or intelligence missions.

Acquisition of software for DoD is described in Military Standard (MIL-STD)-498, which has been waived for use until commercial standards such as EIA 640 or J-Std-016 become the guidance for software development. Guidance may also be found in DoD 5000.2-R.

17.3 PURPOSE OF SOFTWARE TEST AND EVALUATION

A major problem in software development is a lack of well-defined requirements. If requirements are not well-defined, errors can multiply throughout the development process. As illustrated in Figure 17-1, errors may occur at the inception of the process. These errors may occur during requirements definition, when objectives may be erroneously or

imperfectly specified; during the later design and development stages, when these objectives are implemented; and during software maintenance and operational phases, when software changes are needed to eliminate errors or enhance performance.

Estimates of increased software costs arising from incomplete testing help illustrate the dimension of software life-cycle costs. Averaged over the operational life cycle of a computer system, development costs encompass approximately 30 percent of total system costs. The remaining 70 percent of life-cycle costs are associated with maintenance, which includes system enhancements and error correction. Complete testing during earlier development phases may have detected these errors. The relative costs of error correction increase as a function of time from the start of the development process. Relative costs of error correction rise dramatically between requirements and design phases and more dramatically during code implementation (Figure 17-1).

Previous research in the area of software test and evaluation (T&E) reveals that half of all maintenance costs are incurred in the correction of previously undetected errors. Approximately one-half of the operational life-cycle costs can be traced directly to inadequate or incomplete testing activities. In addition to cost increases, operational implications of software errors in weapon systems can result in mission critical software failures that may impact mission success and personnel safety.

A more systematic and rigorous approach to software testing is required. To be effective, this approach must be applied to all phases of the development process in a planned and coordinated manner, beginning at the earliest design stages and proceeding through operational testing of the integrated system. Early, detailed software T&E planning is critical to the successful development of a computer system.

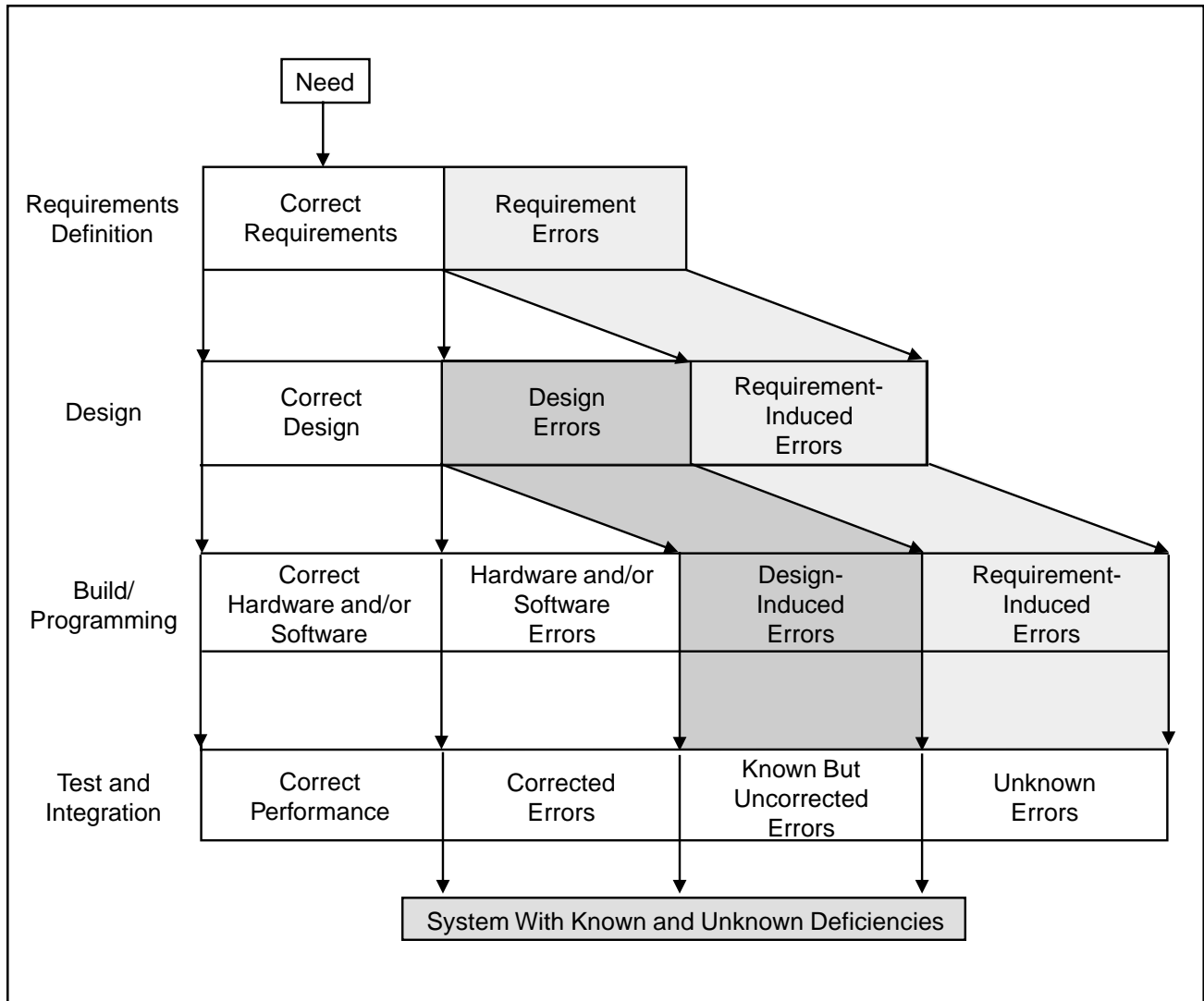


Figure 17-1. The Error Avalanche

17.4 SOFTWARE DEVELOPMENT PROCESS

Software engineering technologies used to produce operational software are key risk factors in a development program. The T&E program should help determine which of these technologies increase risk, and have a life-cycle impact. A principal source of risk is the support software required to develop operational software. In terms of life-cycle impact, operational software problems are commonly associated with the difficulty in maintaining and supporting the software once deployed. Software assessment requires an analysis of the life-cycle impact, which varies depending on the technology used

to design and implement the software. One approach to reducing long-term life-cycle risks is to use ADA language and common hardware throughout the development and operation of the software. These life-cycle characteristics that affect operational capabilities must be addressed in the Test and Evaluation Master Plan (TEMP), and tests should be developed to identify problems caused by these characteristics. The technology used to design and implement the software may significantly affect software supportability and maintainability.

The TEMP must sufficiently describe the acceptance criteria or software maturity metrics from the written specifications that will lead to operational

effectiveness and suitability. The specifications must define the required software metrics to set objectives and thresholds for mission critical functions. Additionally, these metrics should be evaluated at the appropriate stage of system development rather than at some arbitrarily imposed milestone.

17.5 T&E IN THE SOFTWARE LIFE CYCLE

Software testing is an iterative process executed at all development stages to examine program design and code to expose errors. Software test planning should be described in the TEMP with the same care as test planning for other system components (Figures 17-2, 17-3).

17.5.1 Testing Approach

The integration of software development into the overall acquisition process dictates a testing process

consistent with the bottom-up approach taken with hardware development. The earliest stage of software testing is characterized by heavy human involvement in basic design and coding processes. Thus, human testing is defined as informal, non-computer-based methods of evaluating architectures, designs and interfaces. It can consist of:

- *Inspections* – The programmer explains his/her work to a small group of peers with discussion and direct feedback on errors, inconsistencies and omissions.
- *Walk-through* – A group of peers develop test cases to evaluate work to date and give direct feedback to the programmer.
- *Desk Checking* – A self evaluation is made by the programmer of his/her own work. There is a low probability of identifying his/her errors of logic or coding.

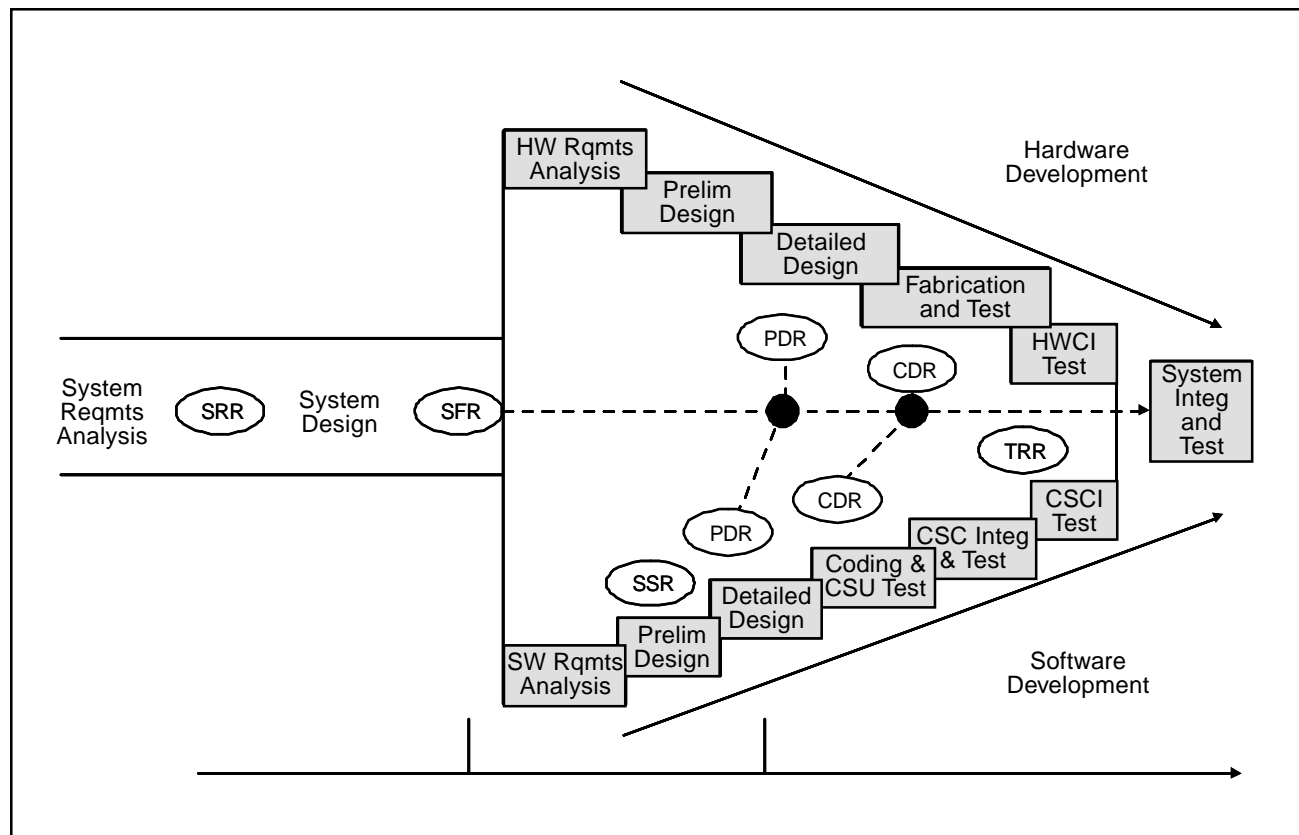


Figure 17-2. System Development Process

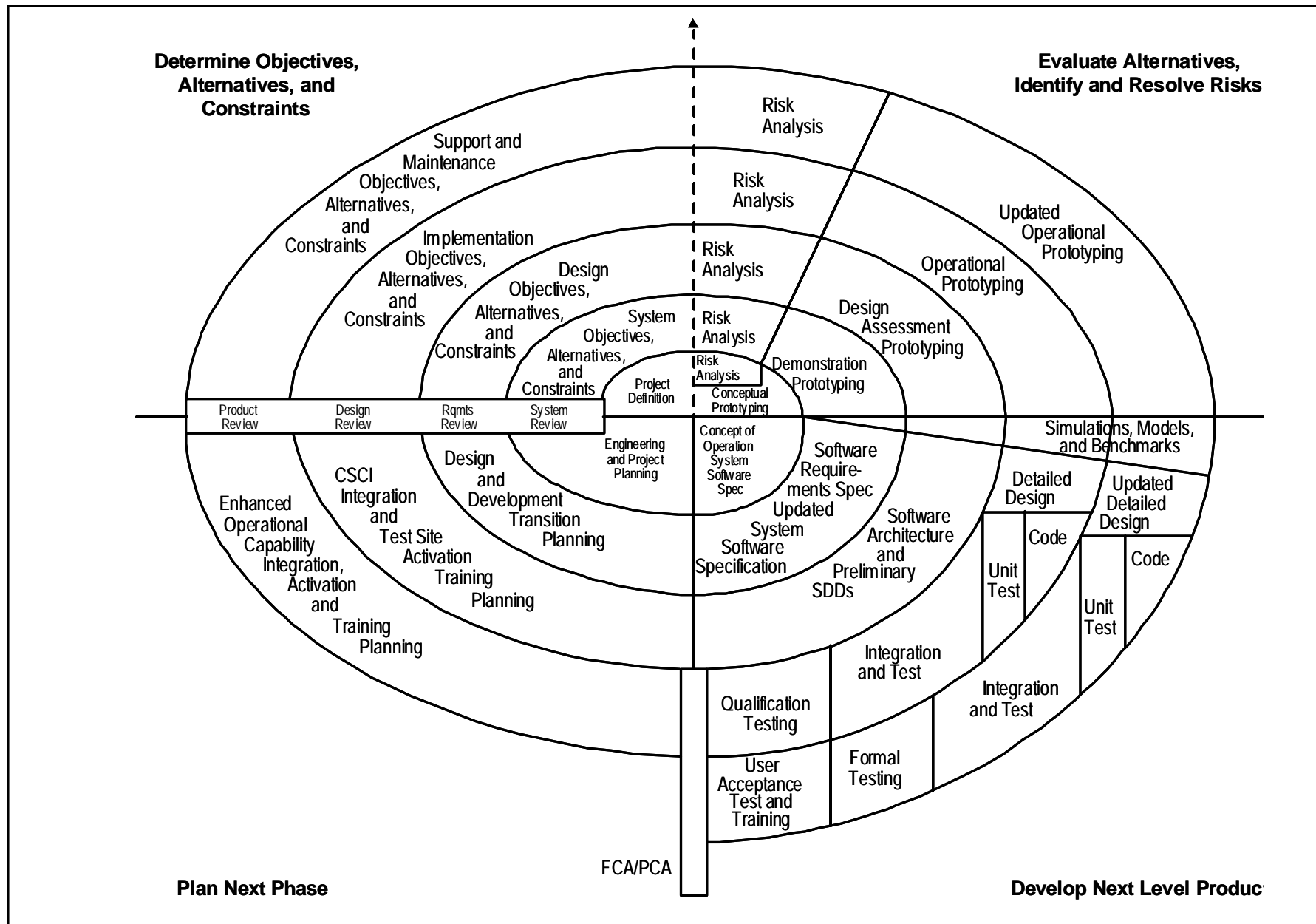


Figure 17-3. Spiral Model for AIS Development Process

- *Peer Ratings* – Mutually supportive, anonymous reviews are performed by groups of peers with collaborative evaluations and feedback.
- *Design Reviews* – Preliminary design reviews (PDRs) and critical design reviews (CDRs) provide milestones in the development efforts that review development and evaluations to date. An independent verification and validation (IV&V) contractor may facilitate the government's ability to give meaningful feedback.

Once the development effort has matured beyond the benefits of human testing, computerized-software-only testing may be appropriate. It is performed to determine the functionality of the software when tested as an entity or "build." Documentation control is essential so that test results are correlated with the appropriate version of the build. Software testing is usually conducted using some combination of "black box" and "white box" testing.

- *Black Box* – Functional testing of a software unit without knowledge of how the internal structure or logic will process the input to obtain the specified output. Within-boundary and out-of-boundary stimulants test the software's ability to handle abnormal events. Most likely cases are tested to provide a reasonable assurance that the software will demonstrate specified performance. Even the simplest software designs rapidly exceed our capacity to test all alternatives.
- *White Box* – Structural testing of the internal logic and software structure provides an opportunity for more extensive identification and testing of critical paths. The process and objectives are otherwise very similar to black box testing.

Testing should be performed from the bottom up. The smallest controlled software modules — computer software units — are tested individually. They are then combined or integrated and tested in larger aggregate groups or builds. When this process is complete, the software system is tested in its entirety.

Obviously, as errors are found in the latter stages of the test program, a return to earlier portions of the development program to provide corrections is required. The cost impact of error detection and correction can be diminished using the bottom-up testing approach.

System-level testing can begin once all modules in the computer software configuration item (CSCI) have been coded and individually tested. A software integration laboratory (SIL), with adequate machine time and appropriate simulations, will facilitate hardware simulation/emulation and the operating environment. If data analysis indicates proper software functioning, it is time to advance to a more complex and realistic test environment.

- *Hot Bench Testing* – Integration of the software released from the SIL for full-up testing with actual system hardware in a hardware-in-the-loop (HWIL) facility marks a significant advance in the development process. Close approximation of the actual operating environment should provide test sequences and stress needed to evaluate the effectiveness of the software system(s). Problems stimulated by the "noisy environment," interface problems, electromagnetic interference (EMI) and different electrical transients should surface. Good hardware and software test programs leading up to HWIL testing should aid in isolating problems to the hardware or software side of the system. Caution should be taken to avoid any outside stimuli that might trigger unrealistic responses.
- *Field Testing* – Development test and evaluation (DT&E) and operational test and evaluation (OT&E) events must be designed to provide for data collection processes and instrumentation that will measure system responses and allow data analysts to identify the appropriate causes of malfunctions. Field testing should be rigorous, providing environmental stresses and mission profiles likely to be encountered in operational scenarios. Government software support facilities tasked for future maintenance of the software

system should be brought on board to familiarize them with the system operating characteristics and documentation. Their expertise should be included in the software T&E process to assist in the selection of stimuli likely to expose software problems.

It is critical that adequate software T&E information be contained in documents such as TEMPs and test plans. The TEMP must define characteristics of critical software components that effectively address objectives and thresholds for mission critical functions. The measures of effectiveness (MOEs) must support the critical software issues. The test plan should specify the test methodologies that will be applied. Test methodologies consist of two components. The first is the test strategy that guides the overall testing effort, and the second is the testing technique that is applied within the framework of a test strategy.

Effective test methodologies require realistic software test environments and scenarios. The test scenarios must be appropriate for the test objectives; i.e., the test results must be interpretable in terms of software test objectives. The test scenarios and analysis should actually verify and validate accomplishment of requirements. The test environments must be chosen on a careful analysis of characteristics to be demonstrated and its relationship to the development, operational and support environments. In addition, environment must be representative of that in which the software will be maintained.

17.5.2 Independent Verification and Validation

Independent verification and validation are risk-reducing techniques that are applied to major software development efforts. The primary purpose of IV&V is to ensure that software meets requirements and is reliable and maintainable. The IV&V is effective only if implemented early in the software development schedule. Requirements analysis and risk assessment are the most critical activities performed

by IV&V organizations; their effectiveness is limited if brought on board as a project after the fact. Often, there is a reluctance to implement IV&V because of the costs involved, but early implementation of IV&V will result in lower overall costs of error correction and software maintenance. As development efforts progress, IV&V involvement typically decreases. This is due more to the expense of continued involvement than to a lack of need. For an IV&V program to be effective, it must be the responsibility of an individual or organization external to the software development program manager (PM).

The application of the IV&V process to software development maximizes the maintainability of the fielded software system, while minimizing the cost of developing and fielding it. Maintenance of a software system falls into several major categories: corrective maintenance, modifying software to correct errors in operation; adaptive maintenance, modifying the software to meet changing requirements; and perfective maintenance, modifying the software to incorporate new features or improvements.

The IV&V process maximizes the reliability of the software product, which eases the performance of and minimizes the need for corrective maintenance. It attempts to maximize the flexibility of the software product, which eases the performance of adaptive and perfective maintenance. These goals are achieved primarily by determining at each step of the software development process that the software product completely and correctly meets the specific requirements determined at the previous step of development. This step-by-step, iterative process continues from the initial definition of system performance requirements through final acceptance testing.

The review of software documentation at each stage of development is a major portion of the verification process. The current documentation is a description of the software product at the present stage of development and will define the requirements laid on

the software product at the following stage. Careful examination and analysis of the development documentation ensure that each step in the software design process is consistent with the previous step. Omissions, inconsistencies or design errors can then be identified and corrected early in the development process.

Continuing participation in formal and informal design reviews by the IV&V organization maintains the communication flow between software system “customers” and developers, ensuring that software design and production proceed with minimal delays and misunderstandings. Frequent informal reviews, design and code walk-through and audits ensure that the programming standards, software engineering standards, software quality assurance and configuration management procedures designed to produce a reliable, maintainable operational software system are followed throughout the process. Continuous monitoring of computer hardware resource allocation throughout the software development process also ensures that the fielded system has adequate capacity to meet operation and maintainability requirements.

The entire testing process, from the planning stage through final acceptance test, is also approached in a step-by-step manner by the IV&V process. At each stage of development, the functional requirements determine test criteria as well as design criteria for the next stage. An important function of the IV&V process is to ensure that the test requirements are derived directly from the performance requirements and are independent of design implementation. Monitoring of, participation in and performance of the various testing and inspection activities by the IV&V contractor ensure that the developed software meets requirements at each stage of development.

Throughout the software development process, the IV&V contractor reviews any proposals for software enhancement or change, proposed changes in development baselines, and proposed solutions to design or implementation problems to ensure that the original performance requirements are not forgotten. An important facet of the IV&V contractor’s role is to act as the objective third party, continuously maintaining the “audit trail” from the initial performance requirements to the final operational system.

17.6 SUMMARY

A useful body of software testing technologies can be applied to testing of AIS and weapon system software. As a technical discipline, though, software testing is still maturing. A growing foundation of guidance documents exists to guide the PM in choosing one testing technique over another. One example is the USAF Software Technology Support Center’s Guidelines for Successful Acquisition and Management of Software-intensive Systems. The Air Force Operational Test and Evaluation Center has also developed a course on Software OT&E. It is apparent that systematic T&E techniques are far superior to ad hoc testing techniques. Implementation of an effective software T&E plan requires a set of strong technical and management controls. Given the increasing amount of AIS and weapon system software being acquired, there will be an increased emphasis on tools and techniques for software T&E. For more detailed information on weapon system software development and testing, review the Defense Systems Management College’s *Mission Critical Computer Resource Management Guide*.

18

TESTING FOR VULNERABILITY AND LETHALITY

18.1 INTRODUCTION

This chapter addresses the need to explore the vulnerability and lethality aspects of a system through test and evaluation (T&E) practices and procedures. In particular, this chapter describes the legislatively-mandated Live Fire Test Program, which has been established to evaluate the survivability and lethality of developing systems. (Table 18-1.) It also discusses the role of T&E in assessing a system's ability to perform in a nuclear combat environment. The discussion of testing for nuclear survivability is based primarily on information contained in the "Nuclear Survivability Handbook for OT&E [Operational Test and Evaluation]," prepared by the Air Force Operational Test and Evaluation Center (Reference 91).

18.2 LIVE FIRE TESTING

18.2.1 Background

In March 1984, the Office of the Secretary of Defense (OSD) chartered a joint T&E program designated "The Joint Live Fire Program." This program was to assess the vulnerabilities and

lethality's of selected U.S. and threat systems already fielded. The controversy over joint live fire testing of the Army's Bradley Fighting Vehicle System, subsequent congressional hearings and media exposure resulted in provisions being incorporated in the National Defense Authorization Act of fiscal year (FY) 87. This act required an OSD-managed Live Fire Testing (LFT) program for major acquisition programs fitting certain criteria. Subsequent amendments to legislative guidance have dictated the current program. The Department of Defense (DoD) implementation of congressional guidance in DoD 5000.2-R, requires that "covered systems, major munitions programs, missile programs, or product improvements to these " (i.e., Acquisition Category (ACAT) I and II programs) must execute survivability and lethality testing before full-rate production. Additionally, post-production product improvements to those systems may reinstate LFT requirements. The Secretary of Defense has delegated the authority to waive requirements for the full-up, system level Live Fire Test and Evaluation (LFT&E) before the system passes the program initiation milestone, to the Under Secretary of Defense

Table 18-1. Relationships Between Key Concepts

Terminology	Perspective		Meaning
	Defensive	Offensive	
Survivability Effectiveness	X	X	Probability of Engagement
Vulnerability Lethality	X	X	Probability of Kill Given a Hit
Susceptibility	X		Probability of Engagement
Source: Adapted from "Live Fire Testing: Evaluating DoD's Programs," U.S. General Accounting Office, GAO/PEMD-87-17, August 1987, page 15.			

(Acquisition and Technology (USD(A&T)) for ACAT ID and the Component Acquisition Executive (CAE) for ACAT II programs, when it would be unreasonably expensive and impractical. An alternative vulnerability and lethality T&E program must still be accomplished. Programs subject to LFT or designated for oversight are listed on the OSD annual T&E oversight list. The DoD agent for management of the Live Fire Test program is the Director, Operational Test and Evaluation (DOT&E). This type of development test and evaluation (DT&E) must be planned to start early enough in the development process to impact design and to provide timely test data for the OSD Live Fire Test Report required for the Full Rate Production Decision Review and congressional committees. The Service-detailed Live Fire Test Plan must be reviewed and approved by the DOT&E, and LFT must be addressed in Part IV of the program Test and Evaluation Master Plan (TEMP). The OSD had previously published guidelines, elements of which have subsequently been incorporated into the latest revision to the 5000 series (DoD 5000.2-R, Appendix 3).

18.2.2 Live Fire Tests

There are varying types and degrees of live fire tests. The matrix in Table 18-2 illustrates the various possible combinations. Full-scale, full-up

testing is usually considered to be the most realistic and is the type of testing called for in the National Defense Authorization Act for FY87.

The importance of full-scale testing has been well demonstrated by the Joint Live Fire (JLF) tests. In one case, these tests contradicted earlier conclusions concerning the flammability of a new hydraulic fluid used in F-15 and F-16 aircraft. Laboratory tests had demonstrated that the new fluid was less flammable than the standard fluid. However, during the JLF tests, 30 percent of the shots on the new fluid resulted in fires, contrasted with 15 percent of the shots on the standard fluid (Reference 198).

While much insight and valuable wisdom are to be obtained through the testing of components or subsystems, some phenomena are only observable when full-up systems are tested. The interaction of such phenomena has been termed “cascading damage.” Such damage is a result of the synergistic damage mechanisms that are at work in the “real world,” and likely to be found during actual combat. Live Fire Testing provides a way of examining the damages inflicted not only on materiel but also on personnel. The crew casualty problem is an important issue that the LFT program is addressing. The program provides an opportunity to assess the effects of the complex environments

Table 18-2. Types of Live Fire Testing

	Loading	
	Full-up	Inert ^a
Full Scale	Complete System: With combustibles (e.g., Bradley Phase II Tests, aircraft “proof” tests)	Complete System: No combustibles (e.g., test of new armor on actual tanks, aircraft flight control tests)
Sub Scale	Components, Subcomponents: With combustibles (e.g., fuel cell tests, behind armor, mock-up aircraft, engine fire tests)	Components, Subcomponents: Structures, terminal ballistics, munitions performance, behind-armor tests, warhead characterization (e.g., armor/war head interaction tests, aircraft component structural tests)
^a In some cases, targets are “semi-inert,” meaning some combustibles are on board, but not all. (Example: Tests of complete tanks with fuel and hydraulic fluid, but dummy ammunition.)		
Source: “Live Fire Testing: Evaluating DoD’s Program,” General Accounting Office, GAO/PEMD-87-17, August 1987.		

that crews are likely to encounter in combat (e.g., fire, toxic fumes, blunt injury shock, and acoustic injuries) (Reference 37).

18.2.3 Use of Modeling and Simulation

Survivability and lethality assessments have traditionally relied largely on the use of modeling and simulation techniques. The Live Fire Test Program does not replace the need for such techniques; in fact, the Live Fire Test Guidelines issued by OSD

in May 1987 (Figure 18-1) required that no shots be conducted until pre-shot model predictions were made concerning the expected damage. Such predictions are useful for several reasons. First, they assist in the test planning process. If a model predicts that no damage will be inflicted, test designers and planners should reexamine the selection of the shot lines and/or reassess the accuracy of the threat representation. Second, pre-shot model predictions provide the Services with the opportunity to validate the accuracy of the

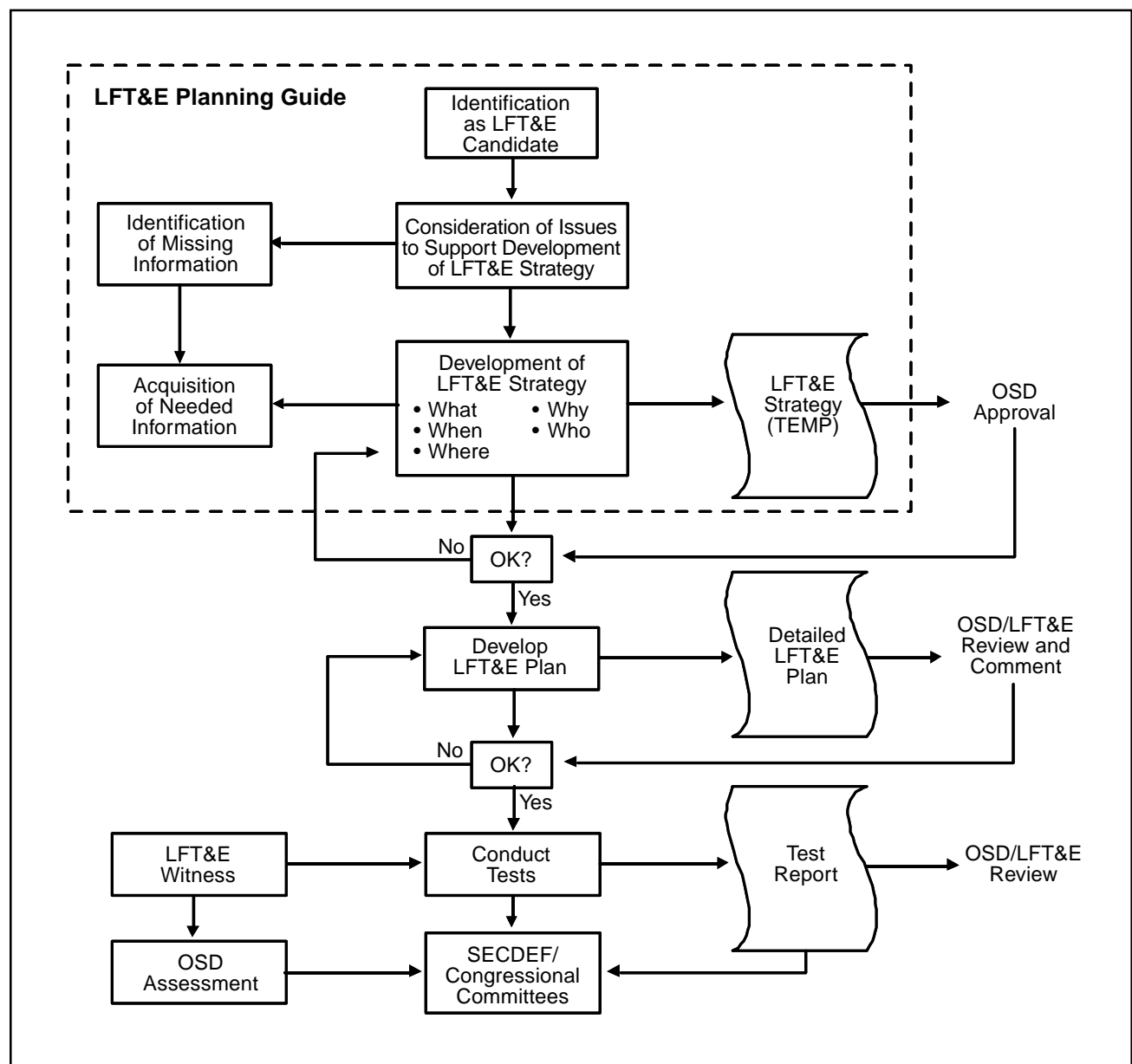


Figure 18-1. Live Fire Test and Evaluation Planning Guide

models by comparing them with actual LFT results. At the same time, the LFT program reveals areas of damage that may be absent from existing models and simulations. Third, pre-shot model predictions can be used to help conserve scarce target resources. For example, models can be used to determine a sequence of shots that provides for the less-damaging shots to be conducted first, followed by the more-catastrophic shots resulting in maximum target damage.

18.2.4 Live Fire Test Best Practices

The DoD 5000.2-R guidelines state that plans for live fire testing must be included in the TEMP. Key points covered in the LFT guidelines include the following:

- The LFT&E Detailed T&E Plan is the basic planning document used by OSD and the Services to plan, review, and approve LFT&E. Services will submit the plan to the DOT&E for comment at least 30 days prior to test initiation.
- The LFT&E plan must contain general information on the system's required performance, operational and technical characteristics, critical test objectives, and the evaluation process.
- Each LFT&E plan must include testing of complete systems. A limited set of live fire tests may involve production components configured as a subsystem before full-up testing.
- A Service report must be submitted within 120 days of the completion of the live fire test. The report must include the firing results, test conditions, limitations, and conclusions, and be submitted in classified and unclassified form.
- Within 45 days of receipt of the Service report, a separate Live Fire Test Report (part 6, DoD 5000.2-R) will be produced by the DOT&E, approved by the Secretary of Defense, and transmitted to Congress. The conclusions of the

report will be independent of the conclusions of the Service report. Reporting on LFT&E may be included in the weapon system's Beyond Low Rate Initial Production Report completed by the DOT&E.

- The Congress shall have access to all live fire test data and all live fire test reports held by or produced by the Secretary of the concerned Service or by OSD.
- The costs of all live fire tests shall be paid from funding for the system being tested. In some instances, the Deputy DOT&E-Live Fire may elect to supplement such funds for the acquisition of targets or target simulators, although the ultimate responsibility rests on the concerned Service.

18.3 TESTING FOR NUCLEAR HARDNESS AND SURVIVABILITY

18.3.1 Background

Nuclear survivability must be incorporated into the design, acquisition, and operation of all systems that must perform critical missions in a nuclear environment. Nuclear survivability is achieved through a combination of four methods: hardness, avoidance, proliferation, and reconstitution. Hardness allows a system to physically withstand a nuclear attack. Avoidance encompasses measures taken to avoid encountering a nuclear environment. Proliferation involves having sufficient systems to compensate for probable losses. Reconstitution includes the actions taken to repair or resupply damaged units in time to complete a mission satisfactorily.

A wide variety of possible effects can occur from a nuclear detonation. They include: electromagnetic pulse (EMP), ionizing radiation, thermal radiation, blast, shock, dust, debris, blackout, and scintillation. Each weapon system is susceptible to some, but not all, of these effects. The program manager (PM) and his/her staff must identify the

effects that may have an impact on the system under development and manage the design, development, and testing of the system in a manner that minimizes degradation. The variety of possible nuclear effects is described more fully in the “Nuclear Survivability Handbook for Air Force OT&E” (Reference 91).

18.3.2 Assessing Nuclear Survivability Throughout the System Acquisition Cycle

The PM must ensure that nuclear survivability issues are addressed throughout the system acquisition cycle. During assessment of concepts, the survivability requirements stated in the Service requirements document should be verified, refined, or further defined. During the system’s early design stages, tradeoffs between hardness levels and other system characteristics (such as weight, decontaminability and compatibility) should be described quantitatively. Tradeoffs between hardness, avoidance, proliferation, and reconstitution as a method for achieving survivability should also be considered at this time. During advanced engineering development, the system must be adequately tested to confirm that hardness objectives, criteria, requirements, and specifications are met. Plans for nuclear hardness and survivability testing should be addressed in the TEMP. The appropriate commands must make provision for test and hardness surveillance equipment and procedures, so required hardness levels can be maintained once the system is operational.

During full rate production, deployment and operational support, system hardness is maintained through an active hardness assurance program. Such a program ensures that the end product conforms to hardness design specifications and that hardness aspects are reevaluated before any retrofit changes are made to existing systems.

Once a system is operational, a hardness surveillance program may be implemented to maintain system hardness and to identify any further

evaluation, testing, or retrofit changes required to ensure survivability. A hardness surveillance program consists of a set of scheduled tests and inspections to ensure that a system’s designed hardness is not degraded through operational use, logistic support, maintenance actions, or natural causes.

18.3.3 Test Planning

The “Nuclear Survivability Handbook for Air Force OT&E” describes the following challenges associated with nuclear hardness and survivability testing:

- (1) The magnitude and range of effects from a nuclear burst are much greater than those from conventional explosions that may be used to simulate nuclear bursts. Nuclear detonations have effects not found in conventional explosions. The intense nuclear radiation, blast, shock, thermal, and EMP fields are difficult to simulate. In addition, systems are often tested at stress levels that are either lower than those established by the criteria or lower than the level needed to cause damage to the system.
- (2) The yields and configurations for underground testing are limited. It is generally not possible to test all relevant effects simultaneously or to observe possibly important synergism between effects.
- (3) System-level testing for nuclear effects is normally expensive, takes years to plan and conduct, and requires specialized expertise. Often, classes of tests conducted early in the program are not repeated later. Therefore, operational requirements should be folded into these tests from the start, often early in the acquisition process. This mandates a more-extensive, combined DT&E/OT&E (development/operational test and evaluation) test program than normally found in other types of testing.

Table 18-3. Nuclear Hardness and Survivability Assessment Activities

Concept Assessment

- Preparation of Test and Evaluation Master Plan (TEMP) that includes initial plans for Nuclear Hardness and Survivability (NH&S) tests
 - Identification of NH&S requirements in verifiable terms
 - Identification of special NH&S test facility requirements with emphasis on long lead time items
- Development of nuclear criteria

Prototype Testing

- Increase test planning
- TEMP update
- Conduct of NH&S trade studies
 - NH&S requirements versus other system requirements
 - Alternate methods for achieving NH&S
- Conduct of limited testing
 - Piece-part hardness testing
 - Design concept trade-off testing
 - Technology demonstration testing
- Development of performance specifications that include quantitative hardness levels

Engineering Development Model

- First opportunity to test prototype hardware
- TEMP update
- Development of nuclear hardness design handbook
 - Prior to preliminary design review
 - Usually prepared by nuclear effects specialty contractor
- Conduct of testing
 - Pre-Critical Design Review (CDR) development and qualification test
 - Developmental testing on nuclear-hardened piece parts, materials, cabling, and circuits
 - NH&S box and subsystem qualification tests (post-CDR)
 - Acceptance tests to verify hardware meets specifications (post-CDR, prior to first delivery)
 - System-level hardness analysis (using box and subsystem test results)
 - System-level NH&S test

Production (LRIP, Full Rate), Deployment and Operational Support

- Implementation of program to ensure system retains its NH&S properties
- Screening of production hardware for hardness
- Implementation by user of procedures to ensure system's operation, logistic support and maintenance do not degrade hardness features
- Reassessment of survivability throughout system life cycle

Program managers and test managers must remain sensitive to the ambiguities involved in testing for nuclear survivability. For example, there is no universal quantitative measure of survivability; and statements of survivability may lend themselves to a variety of interpretations. Moreover, it can be difficult to combine system vulnerability estimates for various nuclear effects into an assessment of overall survivability. As a result, program/test managers must exercise caution when developing test objectives and specifying measures of merit related to nuclear survivability.

18.3.4 Test Execution

For nuclear hardness and survivability testing, development test (DT) and operational test (OT) efforts are often combined because it is not possible to test in an operational nuclear environment. The use of an integrated DT/OT program requires early and continuous dialogue between the two test communities so each understands the needs of the other and maximum cooperation in meeting objectives is obtained.

Test and evaluation techniques available to validate the nuclear survivability aspects of systems and subsystems include underground nuclear testing, environmental simulation (system level, sub-

system level and component level), and analytical simulation. Table 18-3 outlines the major activities relevant to the assessment of nuclear hardness and survivability and the phases of the acquisition cycle in which they occur.

18.4 SUMMARY

The survivability and lethality aspects of certain systems must be evaluated through live fire tests. These tests are used to provide insights into the weapon system's ability to continue to operate/fight after being hit by enemy threat systems. It provides a way of examining the damages inflicted not only on materiel but also on personnel. Live fire testing also provides an opportunity to assess the effects of complex environments that crews are likely to encounter in combat.

Nuclear survivability must be carefully evaluated during the system acquisition cycle. Tradeoffs between hardness levels and other system characteristics, such as weight, speed, range, cost, etc., must be evaluated. Nuclear survivability testing is difficult, and the evaluation of test results may lend itself to a variety of interpretations. Therefore, PMs must exercise caution when developing test objectives related to nuclear survivability.

19

LOGISTICS INFRASTRUCTURE T&E

19.1 INTRODUCTION

In all materiel acquisition programs, the logistics support effort begins in the Mission Area Analysis Phase before program initiation, continues throughout the acquisition cycle and extends past the deployment phase. Logistics support system testing must, therefore, extend over the entire acquisition cycle of the system, and be carefully planned and executed to ensure the readiness and supportability of the system. This chapter covers the development of logistics support test requirements and the conduct of supportability assessments to ensure that readiness and supportability objectives are identified and achieved. The importance of the logistics manager's participation in the Test and Evaluation Master Plan (TEMP) development process should be stressed. The logistics manager must ensure the logistics system test and evaluation (T&E) objectives are considered and that adequate resources are available for logistics support system T&E.

Logistics system support planning is a disciplined, unified, iterative approach to the management and technical activities necessary to integrate support considerations into system and equipment design; develop support requirements that are related consistently to readiness objectives, design, and each other; acquire the required support; and provide the required support during deployment and operational support at affordable cost.

Logistics support systems are usually categorized into 10 specific components, or elements:

(1) Maintenance planning

(2) Manpower and personnel

(3) Supply support

(4) Support equipment

(5) Technical data

(6) Training and training support

(7) Computer resources support

(8) Facilities

(9) Packaging, handling, storage, and transportation

(10) Design interface.

19.2 PLANNING FOR LOGISTICS SUPPORT SYSTEM T&E

19.2.1 Objectives of Logistic System T&E

The main objective of logistics system T&E is to verify that the logistic support being developed for the materiel system is capable of meeting the required objectives for peacetime and wartime employment. This T&E consists of the usual development test and evaluation (DT&E) and operational test and evaluation (OT&E) but also includes post-deployment supportability assessments. The formal DT&E and OT&E begin with sub-component assembly and prototype testing, and continuing throughout advanced engineering development, production, deployment and operational support. Figure 19-1, drawn from the

Defense Acquisition University's *Integrated Logistics Support Guide*, describes the specific development test (DT), operational test (OT) and supportability assessment objectives for each acquisition phase.

19.2.2 Planning for Logistic Support System T&E

19.2.2.1 Logistic Support Planning

The logistic support manager for a materiel acquisition system is responsible for developing the logistic support planning which documents planning for and implementing the support of the fielded system. It is initially prepared during preparation for program initiation, and progressively developed in more detail as the system moves through the acquisition phases. Identification of the specific logistic support test issues related to the individual logistics elements and the overall system support and readiness objectives are included.

The logistic support manager is assisted throughout the system's development by a Logistics Support (LS) Integrated Product Team (IPT) which is formed early in the acquisition cycle. The LS IPT is a coordination/advisory group composed of personnel from the Program Management Office (PMO), the using command and other commands concerned with acquisition activities such as logistics, testing, and training.

19.2.2.2 Supportability Assessment Planning

Based upon suitability objectives, the logistic support manager, in conjunction with the system's test manager, develops suitability assessment planning. This planning identifies the testing approach and the evaluation criteria that will be used to assess the supportability-related design requirements (e.g., reliability and maintainability) and adequacy of the planned logistic support resources for the materiel system. Development of the suitability T&E planning begins during concept assessment; the

planning is then updated and refined in each successive acquisition phase. The logistic support manager may apply the best practices of logistic support analysis as described in Military Handbook (MIL-HDBK)-1388-1A. Test and evaluation strategy is formulated, T&E program objectives and criteria are established and required test resources are identified. The logistic support manager ensures that T&E strategy is based upon quantified supportability requirements and addresses supportability issues including those with a high degree of associated risk. Also, the logistic support manager ensures that the necessary quantities and types of data will be collected during system development and after deployment of the system to validate the various T&E objectives. The T&E objectives and criteria must provide a basis that ensures critical supportability issues and requirements are resolved or achieved within acceptable confidence levels.

19.2.2.3 Test and Evaluation Master Plan (TEMP)

The program manager (PM) must include suitability T&E information in the TEMP as specified in Department of Defense (DoD) 5000.2-R. The input, derived from logistic supportability planning with the assistance of the logistic support manager and the tester, includes descriptions of required operational suitability, specific plans for testing logistics supportability, and required testing resources. It is of critical importance that all key test resources required for integrated logistics support (ILS) testing (DT, OT, and post deployment supportability) be identified in the TEMP because the TEMP provides a long-range alert upon which test resources are budgeted and obtained for testing.

19.2.3 Planning Guidelines for Logistic Support System T&E

The following guidelines were selected from those listed in the Defense Acquisition University's *Integrated Logistic Support Guide*:

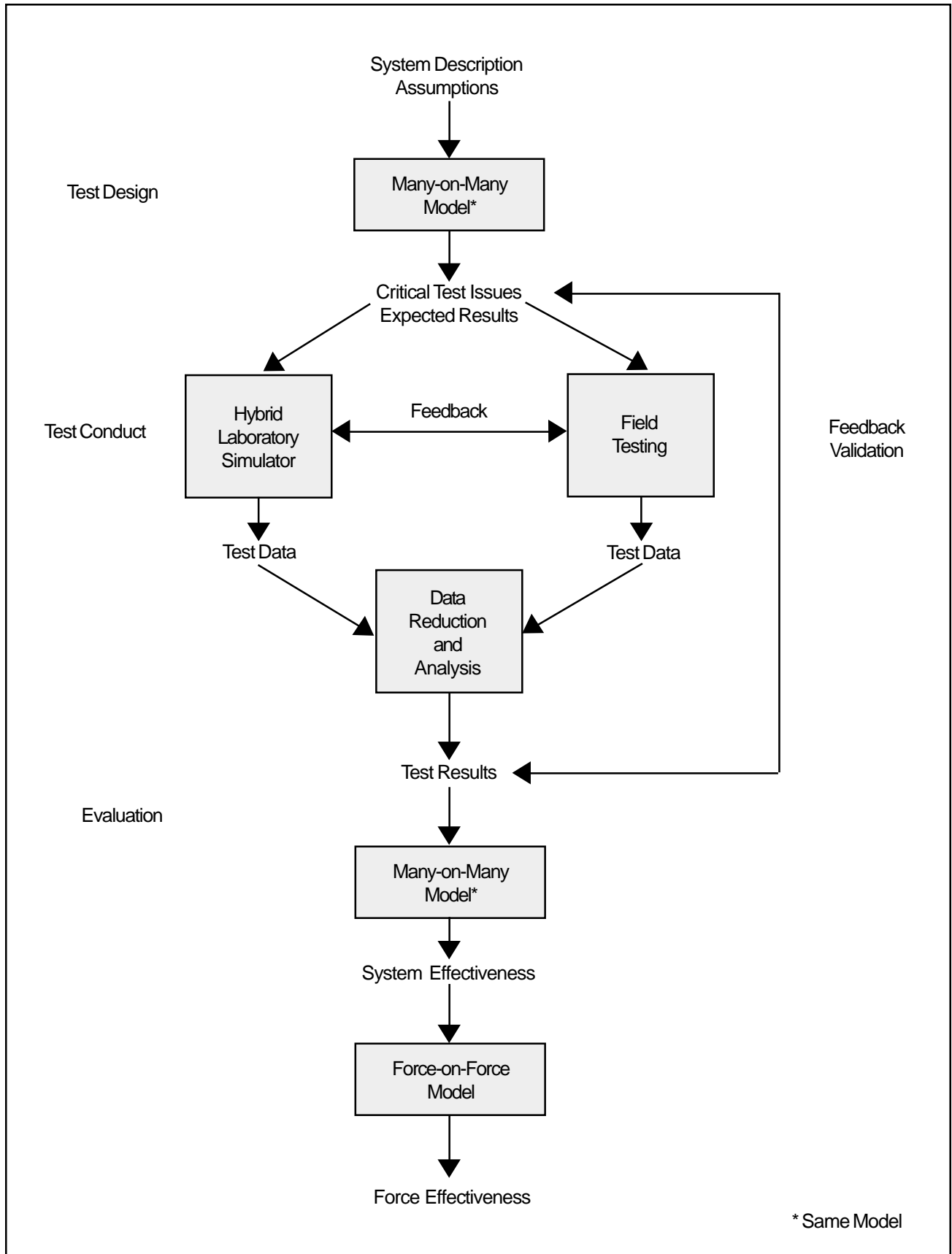


Figure 19-1. Logistics Supportability Objectives in the T&E Program

- (1) Develop a test strategy for each logistics support-related objective. Ensure that OT&E planning encompasses all logistic support elements. The general objectives shown in Figure 19-1 must be translated into detailed quantitative and qualitative requirements for each acquisition phase and each T&E program.
- (2) Incorporate logistic support testing requirements (where feasible) into the formal DT&E/OT&E plans.
- (3) Identify logistic support T&E that will be performed outside of the usual DT&E and OT&E. Include subsystems that require off-system evaluation.
- (4) Identify all required resources, including test articles and logistic support items for formal DT/OT and separate logistic support system testing (participate with test planner).
- (5) Ensure establishment of an operationally realistic test environment, to include personnel representatives of those who will eventually operate and maintain the fielded system. These personnel should be trained for the test using prototypes of the actual training courses and devices. They should be supplied with drafts of all technical manuals and documentation that will be used with the fielded system.
- (6) Ensure planned OT&E will provide sufficient data on high-cost and high-maintenance burden items (e.g., for high-cost critical spares, early test results can be used to reevaluate selection).
- (7) Participate early and effectively in the TEMP development process to ensure the TEMP includes critical logistic T&E designated test funds from program and budget documents.
- (8) Identify the planned utilization of all data collected during the assessments to avoid mismatching of data collection and information requirements.

Detailed evaluation criteria for each of the 10 logistic support elements have been presented in Department of the Army Pamphlet 700-50, "Integrated Logistic Support: Developmental Supportability Test and Evaluation Guide."

Additional guidance may be found in the *Logistics Test and Evaluation Handbook* developed by the 412 Logistics Group, Edwards AFB, CA.

19.3 CONDUCTING LOGISTICS SUPPORT SYSTEM T&E

19.3.1 The Process

The purposes of logistics support system T&E are to measure the supportability of a developing system throughout the acquisition process, to identify supportability deficiencies and potential corrections/improvements as test data becomes available, and to assess the operational suitability of the planned support system. It also evaluates the system's ability to achieve planned readiness objectives for the system/equipment being developed. Specific logistics support system T&E tasks (guidance in MIL-HDBK-1388-1A) include:

- Analysis of test results to verify achievement of specified supportability requirements;
- Determination of improvements in supportability and supportability-related design parameters needed for the system to meet established goals and thresholds;
- Identification of areas where established goals and thresholds have not been demonstrated within acceptable confidence levels;
- Development of corrections for identified supportability problems such as modifications to hardware, software, support plans, logistic support resources, or operational tactics;
- Projection of changes in costs, readiness, and logistic support resources due to implementation of corrections;

- Analysis of supportability data from the deployed system to verify achievement of the established goals and thresholds and where operational results deviate from projections, determination of the causes and corrective actions.

Logistics support system T&E may consist of a series of logistics demonstrations and assessments that are usually conducted as part of system performance tests. Special end-item equipment tests are rarely conducted solely for logistic parameter evaluation.

19.3.2 Reliability and Maintainability

System availability is generally considered to be composed of two major system characteristics — reliability and maintainability. The DoD 5000.2-R states:

Reliability, maintainability, and availability requirements shall be based on operational requirements and life-cycle cost considerations; stated in quantifiable, operational terms; measurable during developmental and operational test and evaluation; and defined for all elements of the system, including support and training equipment.

Reliability (R) is the ability of a system and its parts to perform its mission without failure, degradation, or demand on the support system.

Maintainability (M) is the ability of an item to be retained in or restored to specified condition when maintenance is performed by personnel having specific skill levels, using prescribed procedures and resources, at each prescribed level of maintenance and repair.

Operational Reliability and Maintainability Value is any measure of reliability or maintainability that includes the combined effects of item design, quality, installation, environment, operation, maintenance, and repair.

The R and M program objectives are to be defined as system parameters early in the development process. They will be used as evaluation criteria throughout the design, development and production processes. Reliability and maintainability objectives should be translated into quantifiable contractual terms and allocated through the system design hierarchy. An understanding of how this allocation affects testing operating characteristics below system level can be found in DoD 3235.1-H, “T&E of System Reliability, Availability and Maintainability.” This is especially important to testing organizations expected to make early predictions of system performance. Guidance on testing reliability may also be found in MIL-HDBK-78I, “Reliability Testing for Engineering Development, Qualification, and Production.”

19.3.2.1 Reliability

Guidelines for reliability evaluation are to be published in a non-government standard to replace MIL-STD-785:

Environmental Stress Screening (ESS) is a test, or series of tests during engineering development, specifically designed to identify weak parts or manufacturing defects. Test conditions should stimulate failures typical of early field service rather than provide an operational life profile.

Reliability Development/Growth Testing (RDT/RGT) is a systematic engineering process of test-analyze-fix-retest (TAFT) where equipment is tested under actual, simulated, or accelerated environments. It is an iterative methodology intended to rapidly and steadily improve reliability. Test articles are usually subjected to ESS prior to beginning RDT/RGT to eliminate those with manufacturing defects.

Reliability Qualification Test (RQT) is to verify that threshold reliability requirements have been met before items are committed to

production. A statistical test plan is used to predefine criteria which will limit government risk. Test conditions must be operationally realistic.

Production Reliability Acceptance Test (PRAT) is intended to simulate in-service use of the delivered item or production lot. “Because it must provide a basis for determining contractual compliance, and because it applies to the items actually delivered to operational forces, PRAT must be independent of the supplier if at all possible.” PRAT may require expensive test facilities, so 100 percent sampling is not recommended.

19.3.2.2 Maintainability

Maintainability design factors and test/demonstration requirements used to evaluate maintainability characteristics must be based on program objectives and thresholds. Areas for evaluation might include (DoD 3235.1-H):

Accessibility: Assess how easily the item can be repaired or adjusted.

Visibility: Assess the ability/need to see the item being repaired.

Testability: Assess ability to detect and isolate system faults to the faulty replaceable assembly level.

Complexity: Assess the impact of the number, location and characteristic (standard or special purpose) on system maintenance.

Interchangeability: Assess the level of difficulty encountered when failed or malfunctioning parts are removed or replaced with an identical part not requiring recalibration.

A true assessment of system maintainability generally must be developed at the system level under operating conditions and using production

configuration hardware. Therefore a maintainability demonstration (guidelines in MIL-HDBK-470) should be conducted prior to full rate production.

19.3.3 T&E of System Support Package

The T&E of the support for a materiel system requires a system support package consisting of spares, support equipment, technical documents and publications, representative personnel, any peculiar support requirements and the test article itself, in short, all of the items that would eventually be required when the system is operational. This complete support package must be at the test site before the test is scheduled to begin. Delays in the availability of certain support items could prevent the test from proceeding on schedule. This could be costly due to on-site support personnel on hold or tightly scheduled system ranges and expensive test resources not being properly utilized. Also, it could result in the test proceeding without conducting the complete evaluation of the support system. The logistic support test planner must ensure that the required personnel are trained and available, the test facility scheduling is flexible enough to permit normal delays, and the test support package is “on site, on time.”

19.3.4 Data Collection and Analysis

The logistic support manager must coordinate with the testers to ensure that the methods used for collection, storage and extraction of logistic support system T&E data are compatible with those used in testing the materiel system. As with any testing, the test planning must ensure that all required data is identified; it is sufficient to evaluate a system’s readiness and supportability; and plans are made for a data management system that is capable of the data classification, storage, retrieval, and reduction necessary for statistical analysis. Large statistical sample sizes may require a common database that integrates contractor, DT&E and OT&E data so required performance parameters can be demonstrated.

19.3.5 Use of Logistics Support System Test Results

The emphasis on the use of the results of testing changes as the program moves from the concept assessments to post deployment. During early phases of a program, the evaluation results are used primarily to verify analysis and develop future projections. As the program moves into advanced engineering development and hardware becomes available, the evaluation addresses design, particularly the reliability and maintainability aspects; training programs; support equipment adequacy; personnel skills and availability; and technical publications.

The logistics support system manager must make the PM aware of the impact on the program of logistical shortcomings that are identified during the T&E process. The PM, in turn, must ensure that the solutions to any shortcomings are identified and reflected in the revised specifications and that the revised test requirements are included in the updated TEMP as the program proceeds through the various acquisition stages.

19.4 LIMITATIONS TO LOGISTICS SUPPORT SYSTEM T&E

Concurrent testing or tests that have accelerated schedules frequently do not have sufficient test articles, equipment or hardware to achieve statistical confidence in the testing conducted. DoD 5000.2-R stipulates that support resources such as operator and maintenance manuals, tools, support equipment, training devices, etc., for major weapon system components shall not be procured before the weapons system/component hardware and software design stabilizes.

The shortage of equipment is often the reason that shelf-life and service-life testing is incomplete, leaving the logistics support system evaluator with insufficient data to predict future performance of the test item. Some evaluations must measure performance against a point on the parameter's growth curve. The logistics support system testing will continue post-production to obtain required sample sizes for verifying performance criteria. Many aspects of the logistics support system may not be available for initial operational test and evaluation (IOT&E) and become testing limitations. The PMO must develop enough logistics support to ensure the user can maintain the system during IOT&E without requiring system contractor involvement (legislated constraints). Any logistics support system limitations upon IOT&E will likely be evaluated during follow on operational test and evaluation.

19.5 SUMMARY

Test and evaluation are the logisticians' tools for measuring the ability of the planned support system to fulfill the materiel system's readiness and supportability objectives. The effectiveness of logistics support system T&E is based upon the completeness and timeliness of the planning effort.

The logistics support system T&E requirements must be an integral part of the TEMP to ensure budgeting and scheduling of required test resources. Data requirements must be completely identified, with adequate plans made for collection, storage, retrieval and reduction of test data. At the Full Rate Production Decision Review, decision makers can expect that some logistics system performance parameters will not have finished testing because of the large sample sizes required for statistical analysis.

20

EC/C⁴ISR TEST AND EVALUATION

20.1 INTRODUCTION

Testing of electronic combat (EC) and command, control, communications, computers, intelligence, surveillance, and reconnaissance (C⁴ISR) systems pose unique problems for the tester because of the difficulty in measuring their operational performance. Compatibility, interoperability and integration are key performance areas for these systems. Special testing techniques and facilities are usually required in EC and C⁴ISR testing. This chapter discusses the problems associated with EC and C⁴ISR testing and presents methodologies the tester can consider using to overcome the problems.

20.2 TESTING EC SYSTEMS

20.2.1 Special Consideration When Testing EC Systems

Electronic combat systems operate across the electromagnetic spectrum, performing offensive and defensive support roles. Configurations vary from subsystem components to full-up independent systems. The EC systems are used to increase survivability, degrade enemy capability and contribute to the overall success of the combat mission. Decision makers want to know the incremental contribution to total force effectiveness made by a new EC system when measured in a force-on-force engagement. However, the contractual specifications for EC systems are usually stated in terms of engineering parameters such as effective radiated power, reduction in communications intelligibility and jamming-to-signal ratio. These measures are of little use by themselves in assessing contribution to mission success. The decision makers require that testing be conducted under

realistic operational conditions; but the major field test ranges, such as the shoreline at Eglin Air Force Base (AFB) or the desert at Nellis AFB, cannot provide the signal density or realism of threats that would be presented by regional conflicts in central Europe. In field testing, the tester can achieve one-on-one or, at best, few-on-few testing conditions. To do this the tester needs a methodology that will permit extrapolation of engineering measurements and one-on-one test events to create more operationally meaningful measures of mission success in a force-on-force context, usually under simulated conditions.

20.2.2 Integrated Test Approach

An integrated approach to EC testing using a combination of large-scale models, computer simulations, hybrid man-in-the-loop simulators and field test ranges is a solution for the EC tester. No tool by itself is adequate to provide a comprehensive evaluation. Simulation, both digital and hybrid, can provide a means for efficient test execution. Computer models can be used to simulate many different test cases to aid the tester in assessing the critical test issues (i.e., sensitivity analysis) and produce a comprehensive set of predicted results. As digital simulation models are validated with empirical data from testing, they can be used to evaluate the system under test in a more dense and complex threat environment and at expected wartime levels. In addition, the field test results are used to validate the model; and the model is used to validate the field tests, thus lending more credibility to both results. Hybrid man-in-the-loop simulators, such as the Real-Time Electromagnetic Digitally Controlled Analyzer and Processor (REDCAP) and the Air Force Electronic Warfare

Evaluation Simulator (AFEWES) can provide a capability to test against new threats. Hybrid simulators cost less and are safer than field testing. The field test ranges are used when a wider range of actions and reactions by aircraft and ground threat system operations is required.

Where one tool is weak, another may be strong. By using all the tools, an EC tester can do a complete job of testing. An example of an integrated methodology is shown in Figure 20-1. The EC integrated testing can be summarized as:

- (1) Initial modeling phase for sensitivity analysis and test planning,
- (2) Active test phases at hybrid laboratory simulator and field range facilities,
- (3) Test data reduction and analysis,
- (4) Post-test modeling phase repeating the first step using test data for extrapolation,

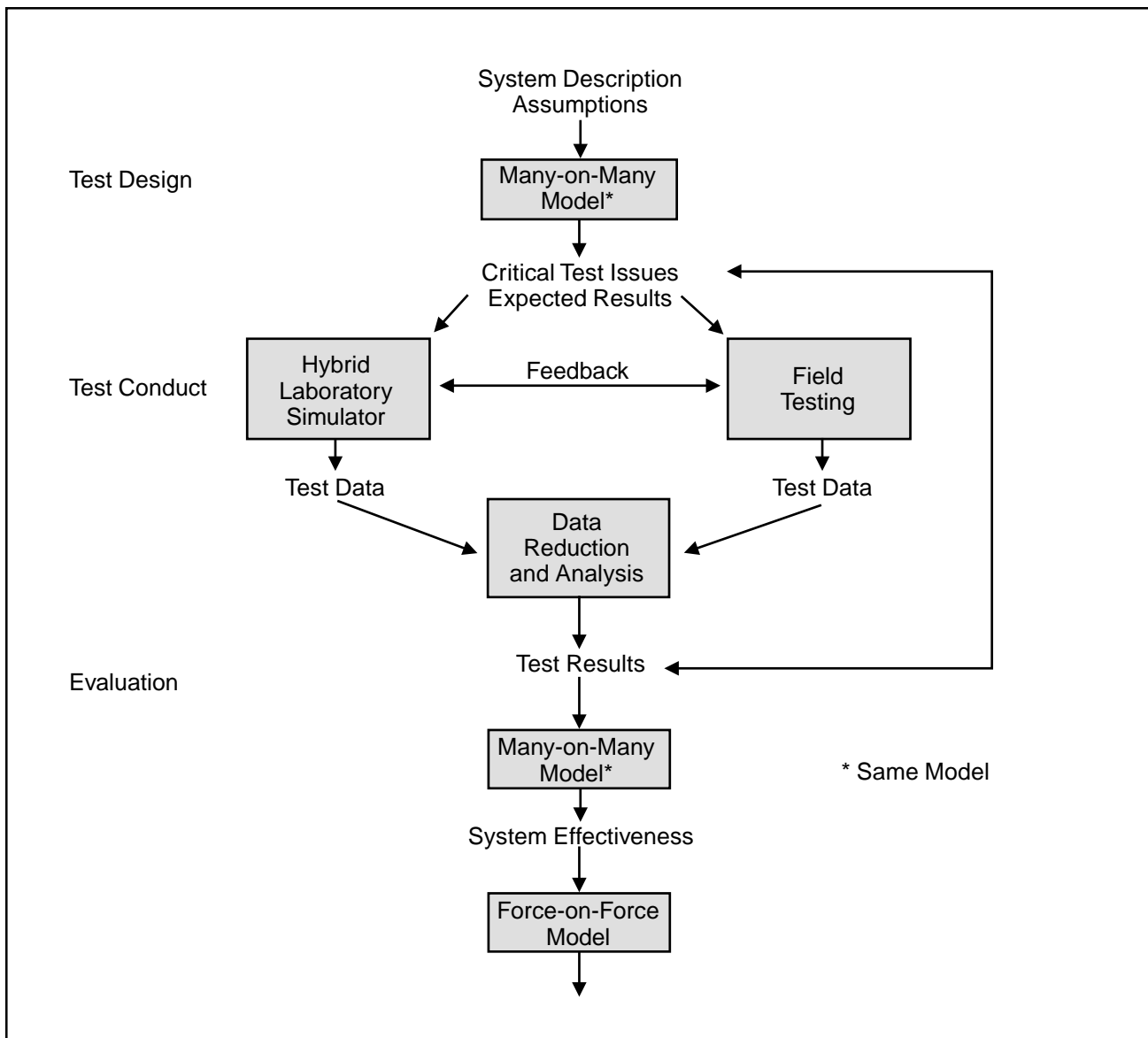


Figure 20-1. Integrated EC Testing Approach

- (5) Force effectiveness modeling and analysis phase to determine the incremental contribution of the new system to total force effectiveness.

Another alternative is the electronic combat test process proposed in the *Air Force Electronic Combat Development Test Process Guide*, May 1991, issued by what is now the Air Staff T&E Element, AF/TE. The six step process described here is graphically represented by Figure 20-2:

- (1) Deriving test requirements,
- (2) Conducting pre-test analysis to predict EC system performance,

- (3) Conducting test sequences under progressively more rigorous ground- and flight-test conditions,
- (4) Processing test data,
- (5) Conducting post-test analysis and evaluation of operational effectiveness and suitability,
- (6) Feeding results back to the system; development employment process.

As can be seen from Figure 20-3, assuming a limited budget and field test being the most expensive per number of trials, the cost of test trials forces the developer and tester to make tradeoffs to obtain the necessary test data. Many more iterations of a

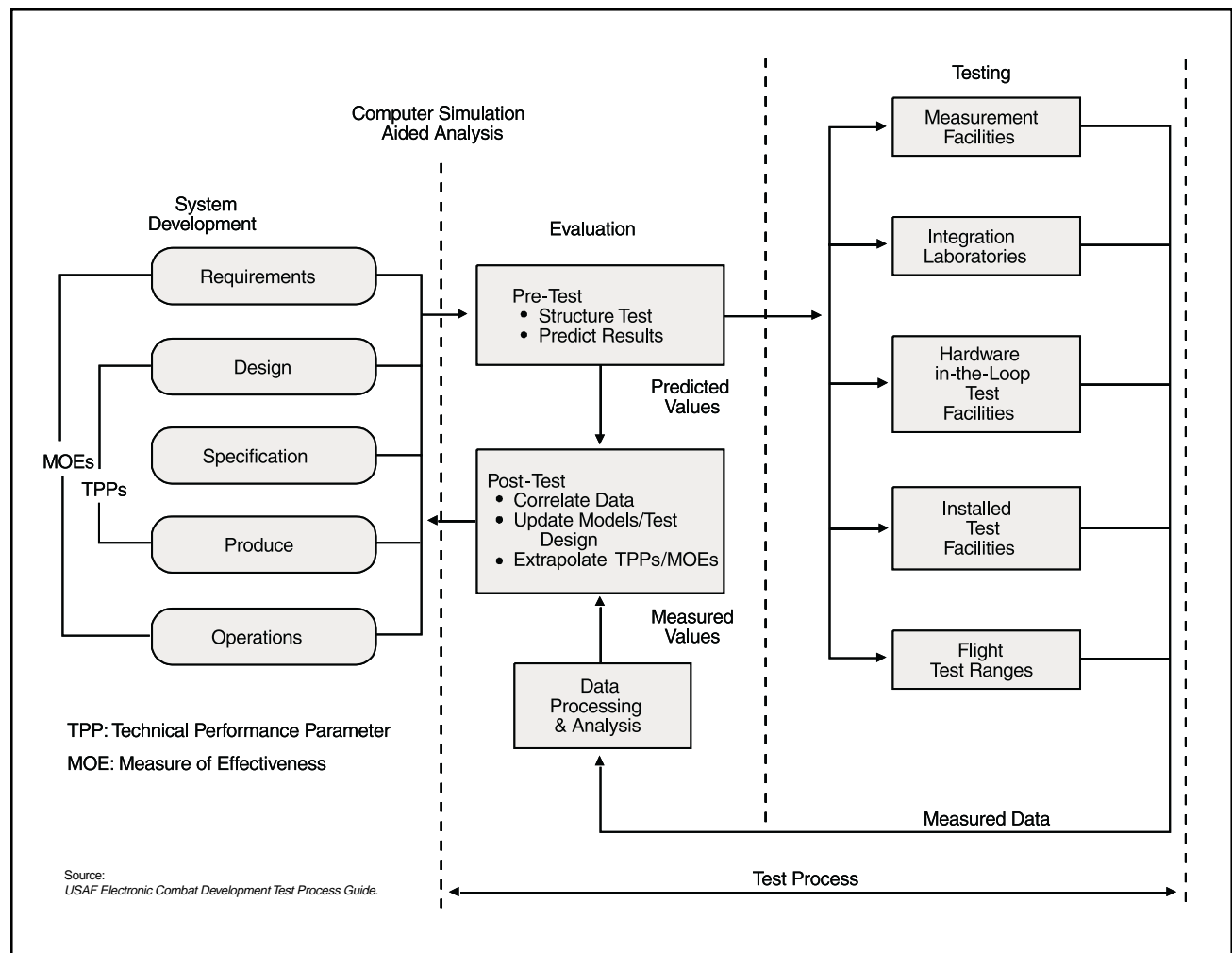


Figure 20-2. EC Test Process Concept

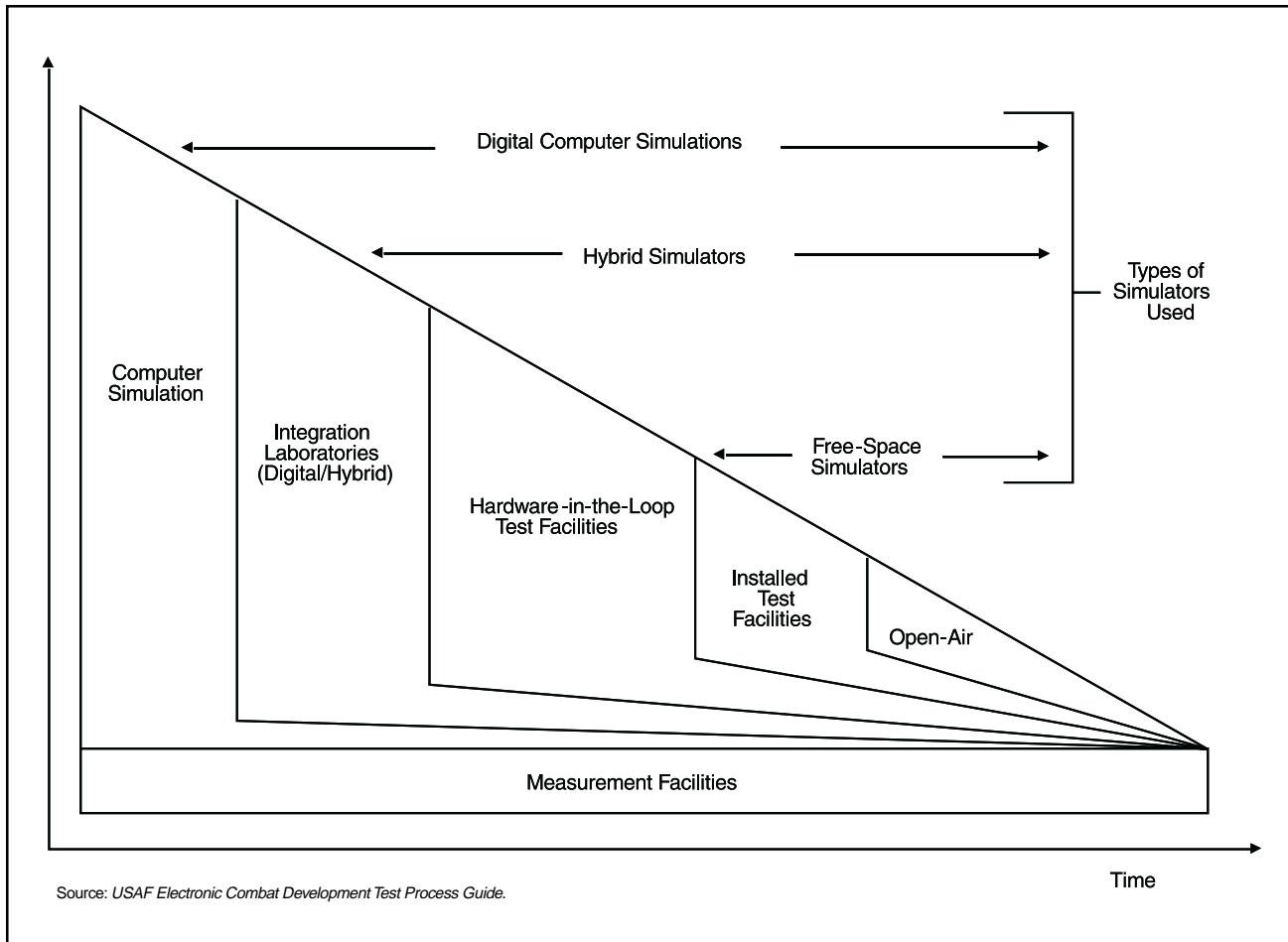


Figure 20-3. EC Test Resource Categories

computer simulation can be run for the cost of an open-air test.

20.3 TESTING OF C⁴ISR SYSTEMS

20.3.1 Special Considerations When Testing C⁴ISR Systems

The purpose of a C⁴ISR system is to provide a commander with timely and relevant information to support sound war-fighting decision making. A variety of problems face the C⁴ISR system tester. However, in evaluating command effectiveness, it is difficult to separate the contribution made by the C⁴ISR system from the contribution made by the commander's innate, cognitive processes. To assess a C⁴ISR system in its operational environment, it must be connected to the other systems with which it would

usually operate, making traceability of test results difficult. Additionally, modern C⁴ISR systems are software intensive and highly interactive, with complex man-machine interfaces. Measuring C⁴ISR system effectiveness thus requires the tester to use properly trained user troops during the test and to closely monitor software test and evaluation (T&E). The C⁴ISR systems of defense agencies and the Services (Army, Navy, Air Force and Marines) are expected to interoperate with each other and with those of the North Atlantic Treaty Organization (NATO) forces; hence, the tester must also ensure inter-Service and NATO compatibility, interoperability and integration. Programs experiencing technical problems with interoperability may be placed on the Interoperability Watch List at the Office of the Secretary of Defense (OSD). Continuing problems may result in elevation of a program to the OSD Oversight List.

20.3.2 C⁴I Test Facilities

Testing of Command, Control, Communications, Computers and Intelligence (C⁴I) systems will have to rely more on the use of computer simulations and C⁴I test-beds to assess their overall effectiveness. The Defense Information Systems Agency is responsible for ensuring interoperability among all U.S. tactical C⁴I systems that would be used in joint or combined operations, directs the Joint Interoperability Test Command (JITC) at Ft. Huachuca, AZ. The JITC is a test-bed for C⁴I systems compatibility, interoperability, and integration.

20.4 TRENDS IN TESTING C⁴I SYSTEMS

20.4.1 Evolutionary Acquisition of C⁴I Systems

Evolutionary Acquisition (EA) is a strategy designed to provide an early, useful capability even though detailed overall system requirements cannot be fully defined at the program's inception. The EA strategy contributes to a reduction in the risks involved in system acquisition, since the system is developed and tested in manageable increments. The C⁴I systems are likely candidates for EA because they are characterized by system requirements that are difficult to quantify or even articulate and that are expected to change as a function of scenario, mission, theater, threat, and emerging technology. Therefore, the risk associated with developing these systems can be very great.

Studies by the Defense Systems Management College (Reference 38) and the International Test and Evaluation Association (ITEA) have addressed the issues involved in the EA and testing of Command, Control, and Communications (C³) systems. The ITEA study illustrated EA in Figure 20-4 and stated that:

With regard to the tester's role in EA, the study group concluded that iterative test and evaluation is essential for success in an evolutionary

acquisition. The tester must become involved early in the acquisition process and contribute throughout the development and fielding of the core and the subsequent increments.... The testers contribute to the requirements process through feedback of test results to the user...and...must judge the ability of the system to evolve (Reference 115).

The testing of EA systems presents the tester with a unique challenge as the core system must be tested during fielding and the first increment before the core testing is completed. This could lead to a situation where the tester has three or four tests ongoing on various increments of the same system. The program manager (PM) must insist that the testing for EA systems be carefully planned to ensure the test data is shared by all and a minimum of repetition or duplication occurs in testing.

20.4.2 Radio Vulnerability

The Radio Vulnerability Analysis (RVAN) methodology is for assessing the anti-jam capability and limitations of radio frequency (RF) data links when operating in a hostile electronic countermeasures (ECM) environment. The RVAN evolved from the test methodologies developed for an OSD-chartered Joint Test on Data Link Vulnerability Analysis (DVAL). In 1983, OSD directed the Services to apply the DVAL methodology to all new data links being developed.

The purpose of the DVAL methodology is to identify and quantify the anti-jam capabilities and vulnerabilities of a RF data link operating in a hostile ECM environment. The methodology is applied throughout the acquisition process and permits early identification of needed design modifications to reduce identified ECM vulnerabilities. The following four components determine a data link's electronic warfare (EW) vulnerability:

- (1) The susceptibility of a data link; i.e., the receiver's performance when subjected to intentional threat ECM;

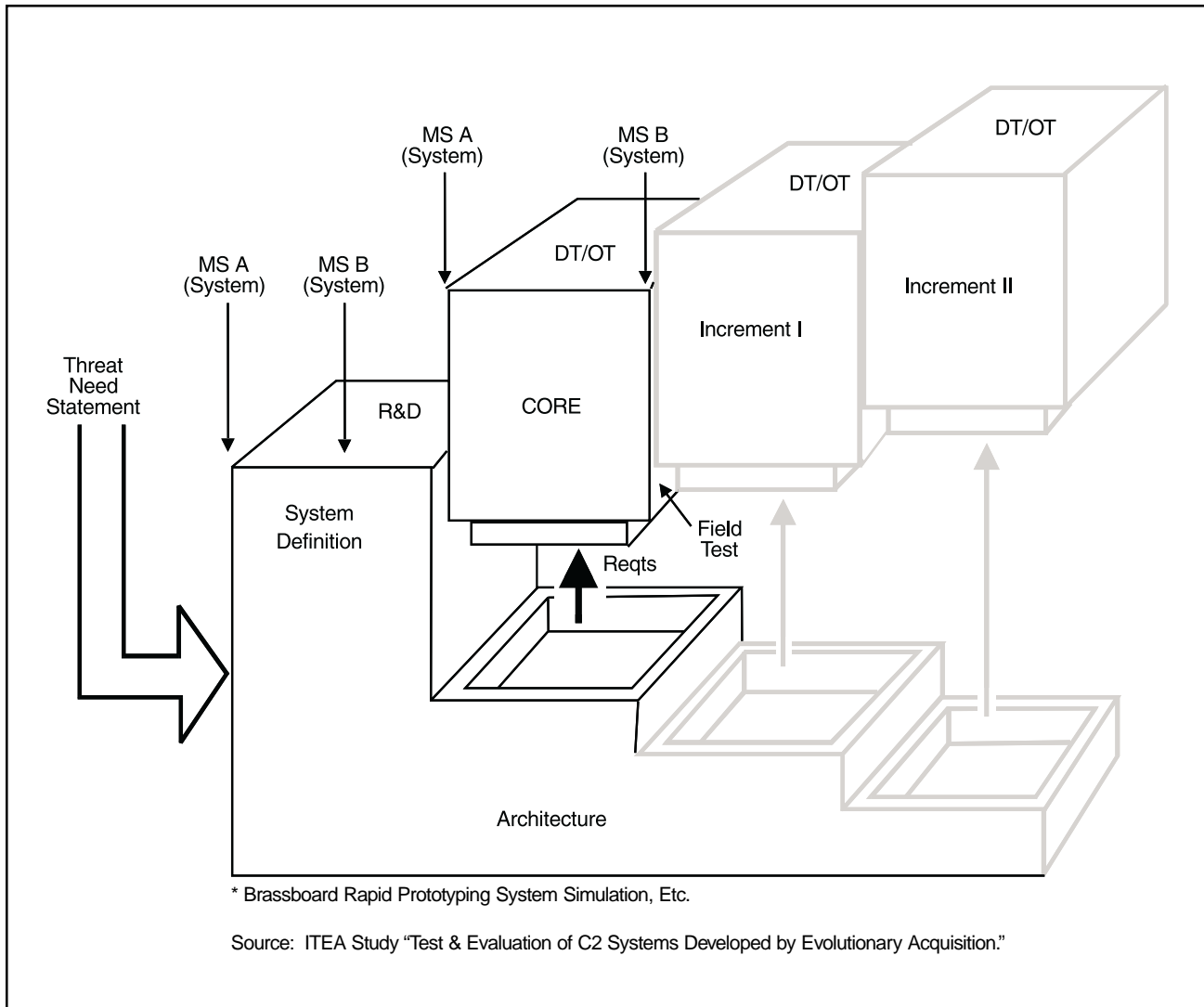


Figure 20-4. The Evolutionary Acquisition Process

- (2) The interceptability of the data link; i.e., the degree to which the transmitter could be intercepted by enemy intercept equipment;
- (3) The accessibility of the data link; i.e., the likelihood that a threat jammer could degrade the data link's performance;
- (4) The feasibility that the enemy would intercept and jam the data link and successfully degrade its performance.

The analyst applying the DVAL methodology will require test data; and the test manager of the Command, Control, Communications, and Intelligence

(C³I) system, of which the data link is a component, will be required to provide this data. The DVAL joint test methodologies and test results are on file as part of the Joint Test Library being maintained by the USAF Operational Test and Evaluation Center, Kirtland AFB, NM.

20.5 T&E OF SURVEILLANCE AND RECONNAISSANCE SYSTEMS

Intelligence, Surveillance, and Reconnaissance (ISR) capabilities provide the requisite battlespace awareness tools for U.S. Forces to take and hold the initiative, increase operating tempo, and concentrate power at the time and place of their choosing. These

vital capabilities are achieved through highly classified sensor systems ranging from satellites, aircraft, maritime vessels, electronic intercept, and the soldier in the field to the systems required to analyze that data, synthesize it into useable information, and disseminate that information in a timely fashion to the warfighter. As a general rule, ISR systems are considered to be Joint Systems.

Because of the multifaceted nature of ISR programs, the classified nature of how data is gathered in the operational element, test planning to verify effectiveness and suitability can be complex. Adding to that inherent complexity is the variable nature of organizational guidance directive upon the tester. While the broad management principles enunciated by Department of Defense (DoD) 5000.1 will apply to highly sensitive classified systems and cryptographic and intelligence programs, the detailed guidance contained in DoD 5000.2R strictly applies only to major defense acquisition programs (MDAPs) and major automated information systems (MAISs). Many ISR programs fall below this threshold and the wise test manager should anticipate that several agencies will have taken advantage of this opening to tailor organizational guidance.

Key issues for the test and evaluation of ISR systems to consider include compliance verification with the Compatibility, Integration, and Interoperability (CII) requirements contained in DoD Directive (DoDD) 4630.5, Chairman of the Joint Chiefs of Staff Instruction (CJCSI) 3170.01, and CJCSI 6212.01A as certified by the Joint Interoperability Test Command (JITC). Completion of the system security

certification is required prior to processing classified or sensitive material plus verification and documentation of required support from interfaced C⁴ISR systems in the C⁴I Support Plan. This ensures the availability and quality of required input data, characterization of the maturity of mission critical software, finalization of the range of human factors analysis, and consideration of Information Operations vulnerabilities/capabilities. In addition to this partial listing, many of these systems will operate inside a matrix of ISR system architectures that must be carefully considered for test planning purposes. As a final issue, Advanced Concept Technology Demonstration (ACTD) programs are being used to quickly deliver capability to the user because of the critical and time sensitive nature of many ISR requirements. The test manager must carefully consider structuring the T&E effort in light of the inherent nature of ACTD programs.

20.6 SUMMARY

The EC systems must be tested under conditions representative of the dense threat signal environments in which they will operate. The C⁴ISR systems must be tested in representative environments where their interaction and responsiveness can be demonstrated. The solution for the tester is an integrated approach using a combination of analytical models, computer simulations, hybrid laboratory simulators and test beds, and actual field testing. The tester must understand these test techniques and resources and apply them in EC and C⁴ISR T&E.

21

MULTI-SERVICE TESTS

21.1 INTRODUCTION

This chapter discusses the planning and management of a multi-Service test program. A multi-Service test program is conducted when a system is to be acquired for use by more than one Service or when a system must interface with equipment of another Service. A multi-Service test program should not be confused with the Office of the Secretary of Defense (OSD)-sponsored, nonacquisition-oriented Joint Test and Evaluation (JT&E) program (Department of Defense (DoD) 5000.3-M-4). A brief description of the JT&E program is provided in Chapter 6.

21.2 BACKGROUND

Formulation of a multi-Service test and evaluation (T&E) program designates the participants in the program and gives a Lead Service responsibility for preparing a single report concerning a system's operational effectiveness and suitability. (The Lead Service is the Service responsible for the overall management of a Joint Acquisition program. A "Supporting Service" is a Service designated as a participant in the system acquisition.)

A multi-Service T&E program may include either development test and evaluation (DT&E) or operational test and evaluation (OT&E) or both. The Service's operational test agencies have executed a formal Memorandum of Agreement on multi-Service OT&E (Reference 35) that provides a framework for the conduct of a multi-Service operational test program.

Air Force Instruction 99-100 series and the Department of the Army (DA) Pamphlet 73-xx series

provide guidance for procedures followed in a multi-Service T&E program. Generally the process includes:

- (1) In a multi-Service acquisition program, T&E is planned and conducted according to Lead Service regulations. The designated Lead Service will have the overall responsibility for management of the multi-Service program and will ensure that supporting service requirements are included. If another Service has certain unique T&E requirements, testing for these unique requirements may be planned, funded, and conducted according to that Service's regulations.
- (2) Participating Services will prepare reports in accordance with their respective regulations. The Lead Service will prepare and coordinate a single DT&E report and a single OT&E report, which will summarize the conclusions and recommendations of each Service's reports. Rationale will be provided to explain any significant differences. The individual Service reports may be attached to this single report.
- (3) Deviations from the Lead Service T&E regulations may be accommodated by mutual agreement among the Services involved.

21.3 TEST PROGRAM RESPONSIBILITIES

The Lead Service has overall management responsibility for the program. It must ensure that supporting Service requirements are included in the formulation of the basic resource and planning documents.

A multi-Service Test and Evaluation Integrated Product Team (TE IPT) should be established for each multi-Service test program. Its membership consists of one senior representative from each participating Service or agency headquarters. The TE IPT works closely with the program management office (PMO) and is responsible for arbitrating all disagreements among Services that cannot be resolved at the working level.

Resource requirements are documented in the Test and Evaluation Master Plan (TEMP). Each participating Service is directed to budget for the testing necessary to accomplish its assigned test objectives and for the participation of its personnel and equipment in the entire test program. Separate annexes may be used to address each Service's test requirements.

21.4 TEST TEAM STRUCTURE

A sample test team structure is shown in Figure 21-1. As shown in the figure, Service test teams work through a Service deputy test director or senior representative. The test director exercises test management authority but not operational control over the test teams. The responsibilities include integration of test requirements and efficient scheduling of test events. The deputy test directors exercise operational control or test management authority over their Service test teams in accordance with their Service directives. Additionally, they act as advisers to the test director; represent their Service's interests; and are responsible, at least administratively, for resources and personnel provided by their Services.

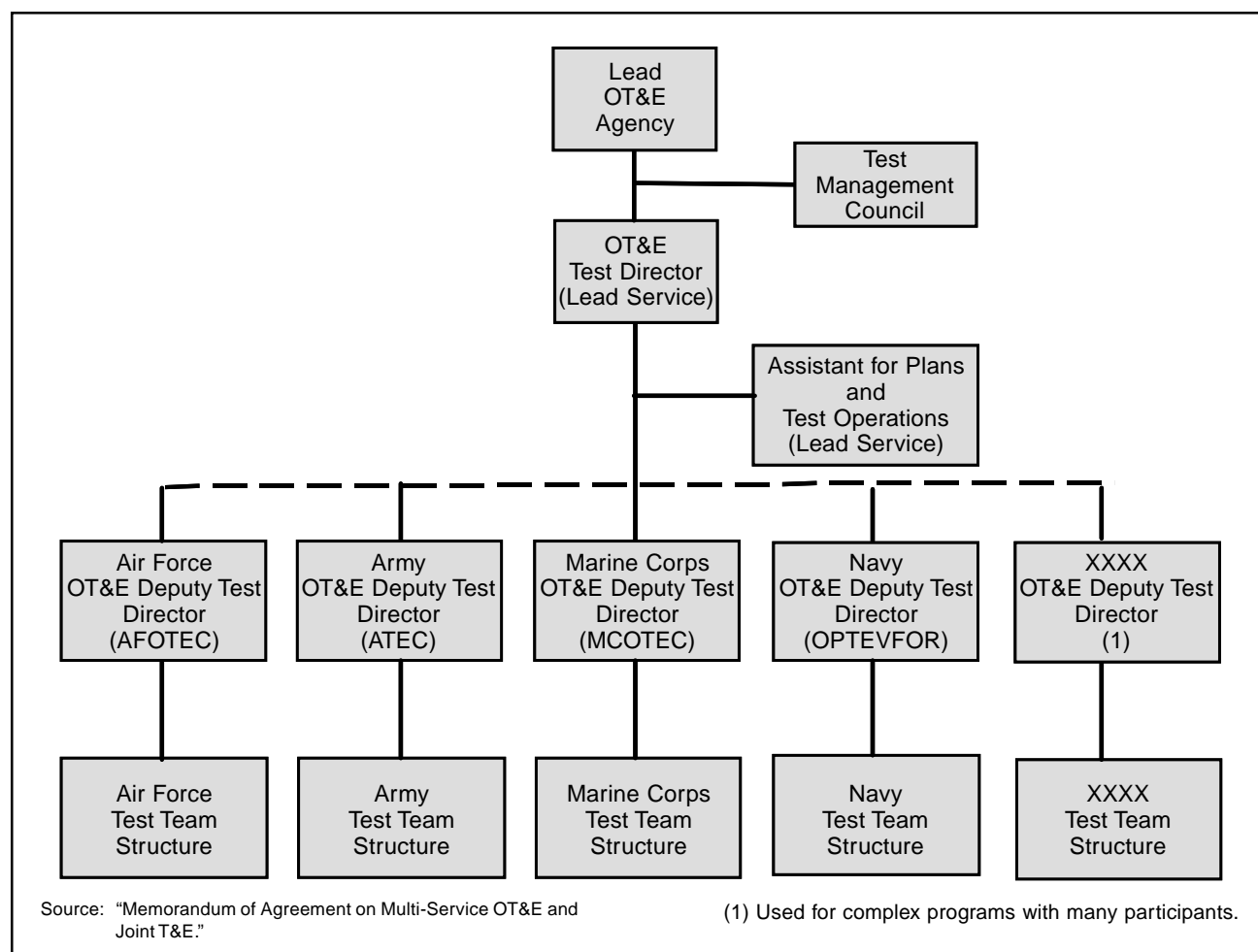


Figure 21-1. Simple Multi-Service OT&E Test Team Composition

21.5 TEST PLANNING

Test planning for multi-Service T&E is accomplished in the manner prescribed by Lead Service directions and in accordance with the following general procedures extracted from the “Memorandum of Agreement on Multi-Service OT&E and Joint T&E:”

- (1) The Lead Service T&E agency begins the planning process by issuing a call to the supporting Service T&E agencies for critical issues and test objectives.
- (2) The Lead Service T&E agency consolidates the objectives into a list and coordinates the list with the supporting Service T&E agencies.
- (3) The Lead Service T&E agency accommodates supporting Service T&E requirements and input in the formal coordination action of the TEMP.
- (4) Participating T&E agency project officers assign responsibility for the accomplishment of test objectives (from the consolidated list) to each T&E agency. These assignments are made in a mutually agreeable manner. Each agency is then responsible for resource identification and accomplishment of its assigned test objectives under the direction of the Lead Service T&E agency.
- (5) Each participating agency prepares the portion of the overall test plan(s) for its assigned objectives, in the Lead Service test plan(s) format, and identifies its data needs.
- (6) The Lead Service T&E agency prepares the multi-Service T&E test plan(s), consolidating the input from all participating agencies.

21.6 DISCREPANCY REPORTING

In a multi-Service T&E program, a discrepancy report is a report of any condition that reflects

adversely on the item being tested and that must be reported outside the test team for corrective action. The discrepancy reporting system of the Lead Service is normally used. All members of the multi-Service test team will report discrepancies through their Service’s system.

Items undergoing testing will not necessarily be used by each of the Services for identical purposes. As a result, a discrepancy considered disqualifying by one Service is not necessarily disqualifying for all Services. Discrepancy reports of a disqualifying nature must include a statement by the concerned Service of why the discrepancy has been so classified. It also includes statements by the other Services as to whether or not the discrepancy affects them significantly.

If one of the participating Services identifies a discrepancy that it considers as warranting termination of the test, the circumstances are reported immediately to the test director.

21.7 TEST REPORTING

The following test-reporting policy applies to multi-Service OT&E programs:

- (1) Interim test reports may be prepared to support program reviews. If they are required on a particular program; they are prepared in accordance with Lead Service directives and coordinated with all participating OT&E agencies prior to release.
- (2) Within 60 days of the end of testing, the multi-Service OT&E team must present a factual report of the test to all participating OT&E agencies. (This factual report presents the data collected but no evaluation, conclusions or recommendations concerning the data.)
- (3) Each participating OT&E agency prepares an independent evaluation report in its own format and forwards that report through its usual Service channels.

- (4) Approved independent evaluation reports are distributed to all participating OT&E agencies.
- (5) The Lead Service OT&E agency is responsible for preparing the Defense Acquisition Board (DAB) briefing(s) which is (are) coordinated with all participating OT&E agencies.

21.8 SUMMARY

Multi-Service test programs are conducted by two or more Services when a system is to be acquired

for employment by more than one Service or when a system must interface with equipment of another Service. Test procedures for multi-Service T&E follow those of the designated Lead Service, with mutual agreements resolving areas where deviations are necessary. Care must be exercised when integrating test results and reporting discrepancies since items undergoing testing may be used for different purposes in different Services. Close coordination is required to ensure that an accurate summary of the developing system's capabilities is provided to Service and DoD decision authorities.

22

INTERNATIONAL TEST AND EVALUATION PROGRAMS

22.1 INTRODUCTION

This chapter discusses test and evaluation (T&E) from an international perspective. It describes the Office of the Secretary of Defense (OSD)-sponsored Foreign Comparative Test (FCT) Program (10 U.S.C. 2350) and the International Test Operations Procedures. Factors that bear on the T&E of multinational acquisition programs are discussed also.

22.2 FOREIGN COMPARATIVE TEST PROGRAM

22.2.1 Program Objective

The FCT Program is designed to support the evaluation of a foreign nation's weapons system, equipment or technology in terms of its potential to meet a valid requirement of one or more of the U.S. Armed Services. Additional goals of the FCT program include avoiding unnecessary duplication in development, enhancing standardization and interoperability and promoting international technology exchanges. The FCT program is not intended for use in exploiting threat systems or for intelligence gathering. The primary objective of the program is to support the U.S. national policy of encouraging international armaments cooperation and to reduce the costs of research and development. Policy and procedures for the execution of the program were originally documented in Department of Defense (DoD) 5000.3-M-2 but now can be found in the *Foreign Comparative Test Handbook* (www.acq.osd.mil/sts/fct).

22.2.2 Program Administration

Foreign weapons evaluation activities and responsibilities are assigned to the Director, Foreign Comparative Test, (S&TS) OSD. Each year, sponsoring military services forward Candidate Nomination Proposals (CNPs) for systems to be evaluated under the FCT program to the Director, FCT. The Services are encouraged to prepare and submit a CNP whenever a promising candidate that appears to satisfy a current or potential Service requirement is found. A CNP must contain the information as required by FCT Handbook.

The fundamental criterion for FCT program selection is the candidate system's potential to satisfy operational or training requirements that exist or are projected. Its possible contribution to the U.S. technology base is considered also. Additional factors influencing candidate selection include: candidate maturity, available test data, multi-Service interest, existence of a statement of operational requirement need, potential for subsequent procurement, sponsorship by U.S.-based licensee, realistic evaluation schedule cost, DoD component OSD evaluation cost-sharing proposal, and preprogrammed procurement funds. For technology evaluation programs within the FCT program, the candidate nomination proposal must address the specific arrangements under which the United States and foreign participants (governments, armed forces, corporations) will operate. These may include government-to-government Memoranda of Agreement (MOA), private industry licensing agreements, data exchange agreements, and/or cooperative technology exchange programs.

Foreign weapons evaluation activities are funded by OSD and executed by the Service with the potential need for the system. Points of contact at the headquarters level in each Service monitor the conduct of the programs. Work is performed in laboratories and test centers throughout the country. Systems evaluated recently under the FCT program include millimeter wave communications equipment, chemical defense equipment, gunnery devices, maritime decoys and navigational systems. The Under Secretary of Defense (Acquisition, Technology and Logistics) (USD(AT&L)) (Director, FCT) shall notify Congress a minimum of 30 days prior to the commitment of funds for initiation of new FCT evaluations.

22.3 NATO COMPARATIVE TEST PROGRAM

The North Atlantic Treaty Organization (NATO) Comparative Test Program has been integrated with the FCT program. It was created by an act of the Congress in the fiscal year (FY) 86 Defense Authorization Bill. The program supported the evaluation of NATO nations' weapons systems, equipment and technology and assessed their suitability for use by U.S. forces. The selection criteria for the NATO Comparative Test Program were essentially the same as for the FCT program. The exception was that the equipment must be produced by a NATO member nation and be considered as an alternative to a system that was either in a late stage of development in the United States or that offered a cost, schedule, or performance advantage over U.S. equipment. In addition, the NATO Comparative Test Program required that notification be sent to the Armed Services and Appropriations Committees of the House of Representatives and Senate before funds were obligated. With this exception, the NATO Comparative Test Program followed the same nomination process and administrative procedures. Guidelines for the program were also contained in the FCT Handbook.

Examples of proposals funded under the NATO Comparative Test Program included T&E of a German mine reconnaissance and detection system for the Army, a United Kingdom-designed mine hunter for the Navy, and the Norwegian Penguin missile system for the Air Force. According to the FY 88 Report of the Secretary of Defense to the Congress, the program generated considerable interest among NATO allied nations and became a primary way of promoting armaments cooperation within NATO.

Problems associated with testing foreign weapons normally stem from politics, national pride and a lack of previous test data. When foreign companies introduce weapon systems for testing, they often will attempt to align the U.S. military/congressional organizations with their systems. For example, when a foreign nation introduced an antitank weapon to the Army, they did so by having a U.S. Senator write the Army stating a need for the system. Attached to the letter was a document containing doctrine to employ the system and a test concept to use when evaluating the system. Systems tested in the NATO Comparative Test Program often become involved in national pride. The test community must be careful not to allow national pride to be a driving force in the evaluation. At times, the 9mm pistol competition in NATO resembled an international soccer match, with each competing nation cheering for their pistol and many other nations selecting sides. Evaluating the 9mm pistol was difficult because of these forces. Thus, U.S. testers must make every effort to obtain all available test data on foreign systems. These data can be used to help validate the evolving test data and additional test data during the evaluation.

22.4 T&E MANAGEMENT IN MULTINATIONAL PROGRAMS

22.4.1 Compatibility With Allies

Rationalization, standardization and interoperability have become increasingly important elements in the materiel acquisition process. Public Law

94-361, passed on July 14, 1976, requires that “equipment for use of personnel of the Armed Forces of the United States stationed in Europe under the terms of the North Atlantic Treaty should be standardized or at least interoperable with equipment of other members of the North Atlantic Treaty Organization.” Program Managers (PM) and test managers must, therefore, be fully aware of any potential international applications of the systems for which they are responsible. *The Joint Logistics Commanders Guide for the Management of Multinational Programs* published by the Defense Systems Management College Press (Reference 47) is a valuable compendium of information for the PM of a developing system with potential multinational applications.

Representatives of the United States, United Kingdom, France and Germany have signed a MOA concerning the mutual acceptability of each country’s T&E data. This agreement seeks to avoid redundant testing by documenting the extent of understanding among involved governments concerning mutual acceptability of respective T&E procedures for systems that are developed in one country and are candidates for procurement by one or more of the other countries. Focal points for development and operational testing in each of the countries are identified, and procedures governing generation and release of T&E data are described in the Memorandum of Understanding (MOU). The European concept of operational test and evaluation is significantly different from that used by the U.S. Department of Defense.

Early and thorough planning is an important element of any successful T&E program but is even more critical in a multinational program. Agreement must be reached concerning T&E procedures, data requirements and methodology. Differences in tactics, battlefield representations and military organizations may make it difficult for one nation to accept another’s test data. Therefore, agreement must be reached in advance concerning the operational test scenario and battlefield representation that will be used.

22.4.2 International Test Operations Procedures

The International Test Operations Procedures (ITOPs) are documents containing standardized state-of-the-art test procedures prepared by the cooperative efforts of France, Germany, the United Kingdom and the United States. Their use assures high quality, efficient, accurate, and cost effective testing. The Director, Operational Test and Evaluation (DOT&E) is the Office of the Secretary of Defense (OSD) sponsor for providing basic guidance and direction to the ITOPs processes. The ITOPs program is intended to shorten and reduce costs of the materiel development and acquisition cycle, minimize duplicate testing, improve interoperability of U.S. and Allied equipment, promote the cooperative development and exchange of advanced test technology, and expand the customer base. Each Service has designated an ITOPs point of contact. The Army uses the Test and Evaluation Management Agency (TEMA), in the Navy it is the Director, Navy T&E Division (N-912), and the Air Force has the Chief, Policy and Program Division (AF/TEP). The Army, which initiated the program in 1979, is the Lead Service. A total of 75 ITOPs have been completed and published in six technical areas under the Four-Nation Test and Evaluation MOU. Additional ITOPs are under development by active working committees. (www.dtc.army.mil/publications/tops.html) Completed documents are submitted to the Defense Technical Information Center (DTIC) for official distribution.

22.5 U.S. AND NATO ACQUISITION PROGRAMS

Some test programs involve combined development and test of new weapon systems for the United States and other NATO countries. In these programs, some differences from the regular “way of doing things” occur. For example, the formulation of the Request for Proposal (RFP) must be coordinated with the North Atlantic Program Management Agency (NAPMA); and their input to the

Statement of Work, data requirements, operational test planning and test schedule formulation must be included. Also, the U.S. Army operational user, Forces Command, must be involved in the operational test program. Usually, a Multinational Memorandum of Understanding (MMOU) is created concerning test program and production funding, test resources, test team composition, use of national assets for testing, etc.

Nations are encouraged to use the data that another nation has gathered on similar test programs to avoid duplication of effort. For example, during the U.S. and NATO Airborne Warning and Control System (AWACS) Electronic Support Measures (ESM) Program, both U.S. and NATO E-3As will be used for test aircraft in combined development test and evaluation (DT&E) and subsequent operational test and evaluation (OT&E). Testing will be conducted in the U.S. and European theaters. The Joint Test Force will be composed of program management office, contractor, U.S. operational users, Air Force Operational Test and Evaluation Center (AFOTEC), Force Command

(NATO users), and logistics personnel for this program. A Multinational Memorandum of Agreement for this program was created. The U.S. program is managed by the AWACS System Program Office, and the NATO program is managed by the NAPMA.

22.6 SUMMARY

The procurement of weapon systems from foreign nations for use by U.S. Armed Forces can provide the following advantages: reduced research and development costs, faster initial operational capability, improved interoperability with friendly nations, and lower procurement costs because of economies of scale. This is normally a preferred solution to user requirements before attempting to start a new development. Testing such systems presents specific challenges to accommodate the needs of all users. Such testing requires careful advance planning and systematic execution. Expectations and understandings must be well documented at an early stage to ensure that the test results have utility for all concerned.

23

COMMERCIAL AND NONDEVELOPMENT ITEMS

23.1 INTRODUCTION

Many options are available when an acquisition strategy for a new system is chosen. They range from the last option of a traditional new research and development program to modification of the existing system. Between these two extremes are other acquisition strategies that call for using commercial items or nondevelopment items (NDIs) at different system levels, unmodified or ruggedized to various extents. Figure 23-1 shows the broad spectrum of approaches that can be taken in a system acquisition and provides examples of systems that have been developed using each approach.

23.1.1 Definitions

A commercial item is generally defined as any item, other than real property, that is of a type customarily used for non-governmental purposes and that: (1) has been sold, leased, or licensed to the general public; or, (2) has been offered for sale, lease, or license to the general public; or any item that evolved through advances in technology or performance, not yet available in the commercial marketplace, but will be in time to satisfy delivery requirements under government solicitation.

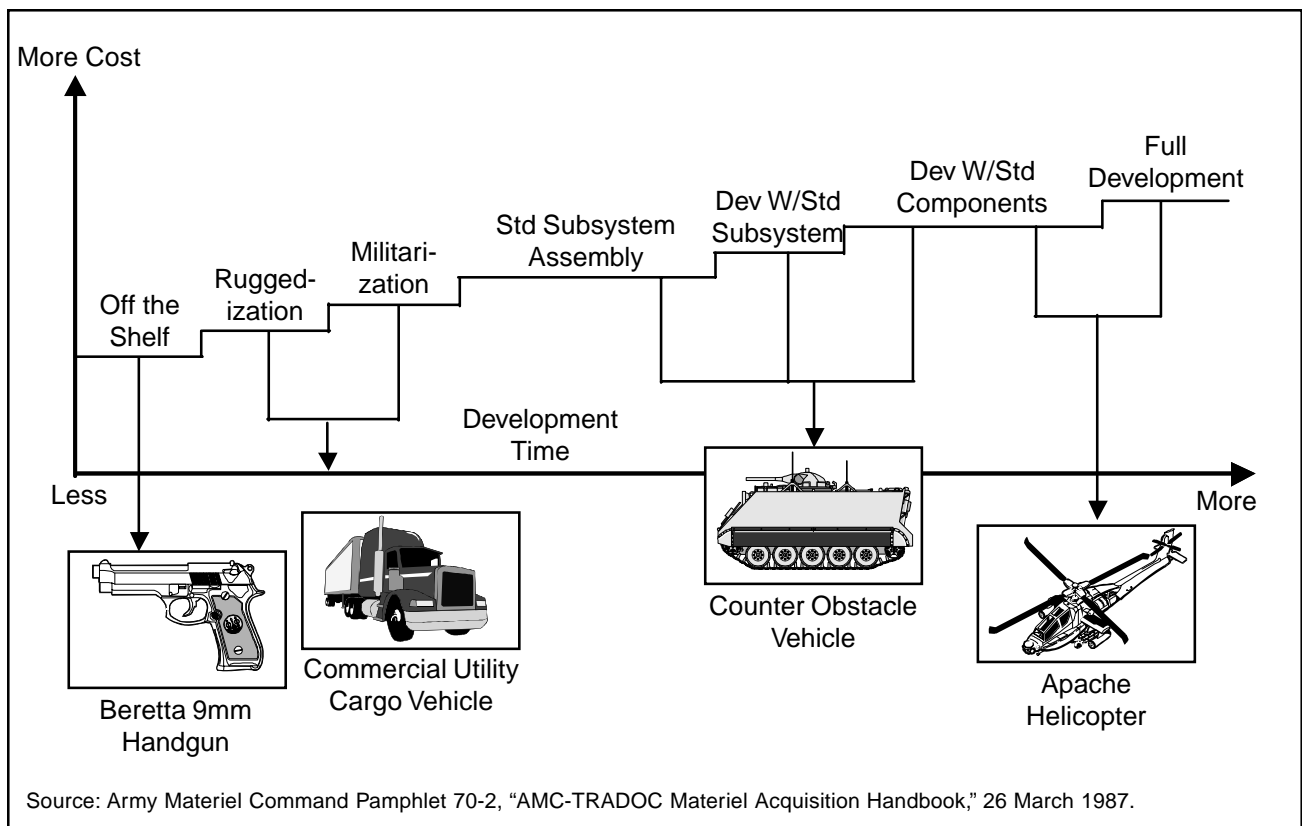


Figure 23-1. The Spectrum of Acquisition Strategies

Also included in the definition are services that support a commercial item, or a type offered and sold competitively in substantial quantities in the commercial marketplace (based on established catalog or market prices) for specific tasks performed under standard commercial terms and conditions. This does not include services sold based on hourly rates without an established catalog or market price for a specific service performed.

An NDI is considered: (1) any previously developed item of supply used exclusively for governmental purposes by a Federal Agency, a State, or local government, or a foreign government with which the United States has a mutual defense cooperation agreement; (2) any item described in (1) that requires only minor modification or modifications of the type customarily available in the commercial marketplace in order to meet the requirements of the procuring department or agency; or (3) any item described in (1) or (2) solely because the item is not yet in use.

All such systems are required to undergo technical and operational test and evaluation (OT&E) before the procurement decision, unless the decision authority makes a definitive decision that previous testing or other data (such as user/market investigations) provide sufficient evidence of acceptability (Reference 16). See Federal Acquisition Regulation (FAR) Section 2.101 for more precise definitions of commercial and NDIs.

23.1.2 Advantages and Disadvantages of Commercial and NDI Approaches

The use of commercial and NDI offer the following advantages:

- The time to field a system can be greatly reduced, providing a quicker response to the user's needs;
- Research and development costs may be reduced;
- State-of-the-art technology may be available sooner.

Commercial and NDI offers the following disadvantages:

- Acquisitions are difficult to standardize/integrate with the current fleet equipment;
- Acquisitions create logistics support difficulties;
- Acquisitions tend not to have comparable competition; therefore, there are fewer second sources available;
- With commercial and NDI acquisitions, engineering and test data often is not available.

23.1.3 Application of Commercial and NDI

Commercial items or NDI may be used in the same environment for which the items were designed. Such items normally do not require development testing prior to the production qualification test except in those cases where a contract may be awarded to a contractor who has not previously produced an acceptable finished product and the item is assessed as high risk. In that case, preproduction qualification testing would be required (Reference 16). An operational assessment or some more rigorous level of OT&E might be appropriate.

Commercial items or NDI may be used in an environment other than that for which the items were designed. Such items may require modifications in hardware and/or software. These items require testing in an operational environment, pre-production qualification testing (if previous testing resulted in item redesign), and production qualification testing.

Integration of commercial items or NDI into a new development system may require some regression testing. These efforts require more extensive research, development and testing to achieve effective operation of the desired system configuration. Testing required includes: feasibility testing in a military environment, pre-production qualification testing, hardware/software integration testing, operational testing, and production qualification testing.

Given the variety of approaches that may be employed, it is imperative that the acquisition strategy clearly specifies, with the agreement of the testing authority, the level of testing that will be performed on commercial items and NDI systems and the environment in which those systems will be tested.

23.2 MARKET INVESTIGATION AND PROCUREMENT

A market investigation is the central activity leading to the program initiation decision regarding the use of a commercial item or NDI acquisition strategy. The purpose of the market investigation is to determine the nature of available products and the number of potential vendors. Market investigations may vary from informal telephone inquiries to comprehensive industry-wide reviews. During the market investigation, sufficient data must be gathered to support a definitive decision, to finalize the requirements and to develop an acquisition strategy that is responsive to these requirements.

During the market investigation, a formal “request for information” process may be followed wherein a brief narrative description of the requirement is published and interested vendors are invited to respond. Test samples or test items may be leased or purchased at this time to support the conduct of operational suitability tests, to evaluate the ability of the equipment to satisfy the requirements and to help build the functional purchase description or system specification. This type of preliminary testing should not be used to select or eliminate any particular vendor or product unless it is preceded by competitive contracting procedures (Reference 61).

It is imperative that technical and operational evaluators become involved during this early stage of any commercial item or NDI procurement and that they perform an early assessment of the initial issues. The evaluator must also relate these issues to test and evaluation (T&E) criteria and provide their independent evaluation plans and

reports to the decision authorities before the Milestone I decision review.

23.3 COMMERCIAL ITEM AND NDI TESTING

23.3.1 General Considerations

Test and evaluation must be considered throughout the acquisition of a system that involves commercial items and NDI. The program manager (PM) and his/her staff must ensure that the testing community is fully involved in the acquisition from the start. The amount and level of testing required depends on the nature of the commercial item or NDI and its anticipated use; it should be planned to support the design and decision process. At a minimum, T&E will be conducted to verify integration and interoperability with other system elements. All commercial item and NDI modifications necessary to adapt them to the weapon system environment will also be subject to T&E. Available test results from all commercial and government sources will determine the actual extent of testing necessary. For example, a commercial item or NDI usually encompasses a mature design. The availability of this mature design contributes to the rapid development of the logistics support system that will be needed. In addition, there are more “production” items available for use in a test program. The PM and his/her staff must remember that these systems also require activity in areas associated with traditional development and acquisition programs. For example, training and maintenance programs and manuals must be developed; and sufficient time should be allowed for their preparation.

When the solicitation package for a commercial item or NDI acquisition is assembled, the PM must ensure that it includes the following T&E-related items:

- (1) Approved T&E issues and criteria;
- (2) A requirement that the offerer provide a description of the testing performed by the

contractor on the system, including test procedures followed, data and results achieved;

- (3) Production qualification test and quality conformance requirements;
- (4) Acceptance test plans for the system and its components.

23.3.2 Testing Before Program Initiation

Since an important advantage of using a commercial item or NDI acquisition strategy is reduced acquisition time, it is important that testing not be redundant and that it is limited to the minimum effort necessary to obtain the required data. Testing can be minimized by:

- (1) Obtaining and assessing contractor test results;
- (2) Obtaining usage/failure data from other customers;
- (3) Observing contractor testing;
- (4) Obtaining test results from independent test organizations (e.g., Underwriter's Laboratory);
- (5) Verifying selected contractor test data.

If it is determined that more information is needed after the initial data collection from the above sources, commercial items or NDI candidates may be bought or leased, and technical and operational tests may be conducted.

23.3.3 Testing After Program Initiation

All testing to be conducted after the initiation milestone decision to proceed with the commercial item or NDI acquisition should be described in the Acquisition Strategy and the Test and Evaluation Master Plan. Development testing is conducted only if specific information that cannot be satisfied by contractor or other test data sources is needed. Operational testing is conducted as needed.

The independent operational T&E agency should concur in any decisions to limit or eliminate operational testing.

Test and evaluation continue even after the system has been fielded. This testing takes the form of a follow-on evaluation to validate and refine: operating and support cost data; reliability, availability, and maintainability characteristics; logistic support plans; and training requirements, doctrine and tactics.

23.4 RESOURCES AND FUNDING

Programming and budgeting, for a commercial item or NDI acquisition, present a special challenge. Because of the short duration of the acquisition process, the standard lead times required in the normal Planning, Programming, and Budgeting System cycle may be unduly restrictive. This situation can be minimized through careful, advanced planning and, in the case of urgent requirements, reprogramming/supplemental funding techniques.

Research, Development, Test and Evaluation (RDT&E) funds are normally used to support the conduct of the Market Investigation Phase and the purchase or lease of candidate systems/components required for T&E purposes. The RDT&E funds are also used to support T&E activities such as: modification of the test article; purchase of specifications, manufacturer's publications, repair parts, special tools and equipment; transportation of the test article to and from the test site; and training, salaries and temporary duty costs of T&E personnel. Procurement, operations and maintenance funds are usually used to support production and deployment costs.

One chief reason for using a commercial item or NDI acquisition strategy is reduced overall cost. Additional cost savings can be achieved after a contract has been awarded if the PM ensures that incentives are provided to contractors to submit value engineering change proposals to the government when unnecessary costs are identified.

23.5 SUMMARY

The use of commercial items and NDIs in a system acquisition can provide considerable time and cost savings. The testing approach used must be carefully tailored to the type of system, levels of

modifications, and the amount of test data already available. The T&E community must get involved early in the process so that all test issues are adequately addressed and timely comprehensive evaluations are provided to decision authorities.

24

TESTING THE SPECIAL CASES

24.1 INTRODUCTION

This chapter covers the special factors and alternative test strategies the tester must consider in testing dangerous or lethal weapons, systems that involve one-of-a-kind or limited production, advanced concept technology demonstrations, and systems with high-cost and/or special security considerations. Examples include chemical and laser weapons; ships; space weapons; and missile systems.

24.2 TESTING WITH LIMITATIONS

Certain types of systems cannot be tested using relatively standard test and evaluation (T&E) approaches for reasons such as: a nonstandard acquisition strategy, resource limitations, cost, safety, or security constraints. The Test and Evaluation Master Plan (TEMP) must contain a statement that identifies “those factors that will preclude a full and completely realistic operational test...(IOT&E [Initial Operational Test and Evaluation] and FOT&E [Follow-on Operational Test and Evaluation]),” such as inability to realistically portray the entire threat, limited resources or locations, safety and system maturity. The impact of these limitations on the test’s critical operational issues must also be addressed in the TEMP.

Nonstandard acquisition strategies are often used for one-of-a-kind or limited production systems. Examples of these include space systems; missiles; and ships. For one-of-a-kind systems, the production decision is often made prior to system design; hence, testing does not support the traditional decision process. In limited production systems, there are often no prototypes available for test; consequently, the tester must develop innovative test strategies.

The tester of dangerous or lethal systems, like chemical and laser weapons, must consider various safety, health, and medical factors in developing test plans, such as:

- (1) Provision of medical facilities for pre- and post-test checkups and emergency treatment;
- (2) Need for protective gear for participating/observer personnel;
- (3) Approval of the test plan by the Surgeon General;
- (4) Restrictions in selection of test participants (e.g., medical criteria or use of only volunteer troops);
- (5) Restricted test locations;
- (6) Environmental Impact Statements.

Also, the tester must allow for additional planning time, test funds and test resources to accommodate such factors.

24.2.1 Chemical Weapons Testing

The testing of chemical weapons poses unique problems, because the tester cannot perform actual open-air field testing with real nerve agents or other toxic chemicals. Since the United States signed and ratified the Geneva Protocol of 1925, U.S. policy has been that the United States will never be the first to use lethal chemical weapons; it may, however, retaliate with chemical weapons if so attacked. In addition to the health and safety factors discussed in the last paragraph,

test issues the chemical weapons tester must address include:

- (1) All possible chemical reactions due to variations such as moisture, temperature, pressure and contamination;
- (2) Physical behavior of the chemical; i.e., droplet size, dispersion density and ground contamination pattern when used operationally;
- (3) Toxicity of the chemical; i.e., lethality and duration of contamination when used operationally;
- (4) Safety of the chemical weapon during storage, handling, and delivery;
- (5) Decontamination process.

Addressing all of these issues requires a combination of laboratory toxic-chamber tests and open-air field testing. The latter must be performed using “simulants,” which are substances that replicate the physical and chemical properties of the agent, but with no toxicity.

The development and use of simulants for testing will require increased attention as more chemical weapons are developed. Chemical agents can demonstrate a wide variety of effects depending on such factors as moisture, temperature and contamination. Consequently, the simulants must be able to replicate all possible agent reactions; it is likely that several simulants would have to be used in a test to produce all predicted agent behaviors. In developing and selecting simulants, the tester must thoroughly understand all chemical and physical properties and possible reactions of the agent.

Studies of the anticipated reactions can be performed in toxic-chamber tests using the real agent. Here, factors such as changes in moisture, temperature, pressure and levels of impurity can be controlled to assess the agent’s behavior. But, the tester must think through all possible environmental conditions in which the weapon could operate so all cases can be

tested in the laboratory chamber with the real agent. For example, during development testing of the BIGEYE chemical weapon, it was found that higher-than-expected temperatures due to aerodynamic heating caused pressure buildup in the bomb body that resulted in the bomb exploding. This caused the operational concept for the BIGEYE to be changed from on-board mixing of the two chemicals to mixing after release of the bomb.

Tests to confirm toxicity must be conducted using simulants in the actual environment. Since the agent’s toxicity is dependent on factors such as droplet size, dispersion density, ground contamination pattern and degradation rate, a simulant that behaves as the agent does must be used in actual field testing. Agent toxicity is determined in the lab.

The Services publish a variety of technical documents on specific chemical test procedures. Documents such as the U.S. Army Test and Evaluation Command (TECOM) Pamphlet 310-4, a bibliography that includes numerous reports on chemical testing issues and procedures, can be consulted for specific documentation on chemical testing.

24.2.3 Laser Weapons Testing

Many new weapon systems are being designed with embedded laser range finders and laser designators. Because of the danger to the human eye posed by lasers, the tester must adhere to special safety requirements and utilize special locations during T&E. For instance, the only Army installation in the continental United States permitting free-play airborne laser testing is Fort Hunter-Liggett, CA. During tests involving lasers, the airspace must be restricted; and guards must be posted to prevent anyone from accidentally venturing into the area. A potential solution to the safety issue is to develop and use an “eye-safe” laser for testing. The tester must ensure that eye-safe lasers produce the same laser energy as the real laser system.

Another concern of the laser energy weapons tester is the accurate determination of laser energy level

and location on the target. Measurements of the laser energy on the target are usually conducted in the laboratory as part of development test (DT). In the field, video cameras are often used to verify that the laser designator did indeed illuminate the target. Such determinations are important when the tester is trying to attribute weapon performance to behavior of the laser, behavior of the guidance system, or some other factor.

A bibliography of Army test procedures, TECOM Pamphlet 310-4, lists several documents that cover the special issues associated with laser testing.

24.3 SPACE-SYSTEM TESTING

From a historical perspective, space-system acquisition has posed several unique problems to the test process (especially the operational test process) that generally fall into four categories: limited quantities/high cost, “block upgrade” approach to acquisition, operating environment (peacetime and wartime), and test environment.

- (1) *Limited quantities/high cost* – Space systems have traditionally involved the acquisition of relatively few (historically, less than 20) systems at extremely “high per-unit costs” (in comparison with more traditional military systems). The high per-unit costs are driven by a combination of high transportation costs (launch to orbit), high life-cycle reliability requirements, and associated costs. This is because of the lack of an “on-orbit” maintenance capability and the high costs associated with “leading edge” technologies that tend to be a part of spacecraft design. From a test perspective, this serves to drive space-system acquisition strategy into the “nonstandard” approach addressed below. The problem is compounded by the “block upgrade” approach to acquisition.
- (2) *Block upgrade approach to acquisition* – Due to the “limited buy” and “high per-unit cost” nature of spacecraft acquisition, these systems tend to be procured using a “block upgrade”

acquisition strategy. Under this concept, “the decision to deploy” is often made at the front end of the acquisition cycle; and the first prototype to be placed in orbit becomes the first operational asset. As early and follow-on systems undergo ground and on-orbit testing (either development test and evaluation (DT&E) or operational test and evaluation (OT&E)), discrepancies are corrected by “block changes” to the next system in the pipeline. This approach to acquisition can perturb the test process as the tester may have no formal milestone decisions to test toward. The focus must change toward being able to influence the design of (and block changes to) systems further downstream in the pipeline. As the first “on-orbit” asset usually becomes the first operational asset, pressure is created from the operational community to expedite (and sometimes limit) testing so a limited operational capability can be declared and the system can begin fulfilling mission requirements. Once the asset “goes operational,” any use of it for testing must compete with operational mission needs — a situation potentially placing the tester in a position of relatively low priority. Recognition of these realities and careful “early-on” test planning can overcome many of these problems, but the tester needs to be involved and ready much earlier in the cycle than with traditional systems.

- (3) *Operating environment (peacetime and wartime)* – Most currently deployed space systems and near-term future space systems operate in the military support arena, such as tactical warning/attack assessment, communications, navigation, weather and intelligence. Their day-to-day peacetime operating environment is not much different from the wartime operating environment except for activity level (i.e., message throughput, more objects to track/see, etc.). Historically, space has been a relatively benign battlefield environment because of technology limitations in the capability of potential adversaries to reach into space with

weapons. But this is no longer valid. This combination of support-type missions and a battlefield environment that is not much different from the peacetime environment has played a definite role in allowing systems to reach limited operational capability without as much dedicated prototype system-level testing as seen on other systems. This situation is changing with the advent of concepts like the Ballistic Missile Defense system where actual weapons systems (impact anti-satellite and laser) may be in operation, and day-to-day peacetime operations will not mirror the anticipated battlefield environment as closely. Likewise, the elevation of the battlefield into space and the advancing technologies that allow potential adversaries to reach into space is changing the thrust of how space systems need to be tested in space. The Department of Defense (DoD) should anticipate an increased need for dedicated on-orbit testing on a type of space range where the battlefield environment will be replicated — a situation similar to the dedicated testing done today on test ranges with Army, Navy, and Air Force weapons.

- (4) *Test environment* – The location of space assets in “remote” orbits also compounds the test problem. Space systems do not have the ready access (as with ground or aircraft systems) to correct deficiencies identified during testing. This situation has driven the main thrust of testing into the “prelaunch” ground simulation environment where discrepancies can be corrected before the system becomes inaccessible. However, as mentioned previously, when space-system missions change from a war-support focus to a war-fighting focus and the number of systems required to do the mission increases from the “high reliability/limited number” mode to a more traditional “fairly large number buy” mode, future space-system testing could be expected to become more like the testing associated with current ground, sea, and air systems. From a test perspective, this could also create

unique “test technology” requirements; i.e., with these systems we will have to bring the test range to the operating system as opposed to bringing the system to the range. Also, because the space environment tends to be “visible to the world” (others can observe our tests as readily as we can), unique test operations security methodologies may be required to allow us to achieve test realism without giving away system vulnerabilities.

In summary, current and near-term future space systems have unique test methodologies. However, in the future, space operations might entail development/deployment of weapon platforms on orbit with lower design-life reliability (because of cost); and day-to-day peacetime operations will not mirror the wartime environment. Thus, space-system testing requirements may begin to more closely parallel those of traditional weapon systems.

24.4 OPERATIONS SECURITY AND T&E

Operations security (OPSEC) issues must be considered in all test planning. Security regulations and contracting documents require the protection of “sensitive design information and test data” throughout the acquisition cycle by:

- (1) Protecting sensitive technology;
- (2) Eliminating nonsecure transmittal data on and from test ranges;
- (3) Providing secure communications linking DoD agencies to each other and to their contractors.

Such protection is obviously costly and will require additional planning time, test resources, and test constraints. The test planner must determine all possible ways in which the system could be susceptible to hostile exploitation during testing. For example, announcement of test schedule and location could allow monitoring by unauthorized persons. Knowledge of the locations of systems and instrumentation or test concepts could reveal

classified system capabilities or military concepts. Compilations of unclassified data could, as a whole, reveal classified information as could surveillance (electronic or photographic) of test activities or interception of unencrypted transmissions. The T&E regulations of each Service require an operational security plan for a test. A detailed list of questions the test planner can use to identify the potential threat of exploitation is provided in Air Force Regulation (AFR) 55-43.

24.5 ADVANCED CONCEPT TECHNOLOGY DEMONSTRATIONS

Systems with potential utility for the user and having relatively mature technology may be evaluated by a user in an operational field environment. These programs are not an acquisition program and therefore are not subject to the normal acquisition T&E processes. A favorable evaluation may result in the

decision to acquire additional systems for Service use, bypassing a number of the normal acquisition phases. The Services have been using their operational test agencies to assist the field commanders in structuring an evaluation process which would provide the documented data necessary for an informed acquisition decision.

24.6 SUMMARY

All weapon systems tests are limited to some degree, but certain systems face major limitations that could preclude a comprehensive and realistic evaluation. The test planners of these special systems must allow additional planning time, budget for extra test resources and devise alternative test strategies to work around testing limitations caused by such factors as security restrictions, resource availability, environmental safety factors, and nonstandard acquisition strategies.

25

BEST PRACTICES IN T&E OF WEAPON SYSTEMS

25.1 INTRODUCTION

Numerous pre-millennium 2000 studies were conducted by various agencies that highlighted different perspectives on best practices for test and evaluation (T&E). In June 1999, the Office of the Secretary of Defense (OSD) published their study conducted by the Science Applications International Corporation “Best Practices Applicable to DoD Developmental Test and Evaluation.” The Executive Summary stated “While the study team found no ‘Silver Bullets,’ it did identify some twenty practices used by commercial enterprises that are relevant to the Office of Developmental Test, Systems Engineering and Evaluation (ODTSE&E) business practices. These practices have been grouped under the categories ‘Policy,’ ‘Planning,’ ‘Test Conduct,’ and ‘Test Analysis.’”

Shortly thereafter in September, 1999, the Defense Science Board (DSB) Task Force released its report on a broad review of the entire range of activities relating to T&E. Their summary recommendations were: start T&E early — very early; make T&E part of the acquisition process — not adversarial to it; consolidate development test (DT) and operational test (OT); provide joint test leadership; fund modeling and simulation (M&S) support of T&E in program budgets; maintain independence of evaluation process while integrating all other activities; and, establish range ownership and operation structure separate from the Service DT/OT organizations.

In the same time frame A. Lee Battershell released her study for the National Defense University comparing the acquisition practices of the Boeing 777 and the Air Force C-17. Her most interesting

yet not surprising conclusion was that some commercial best practices do not transfer to government.

This was followed by the publication of the Government Accounting Office (GAO) study “Best Practices: A More Constructive Test Approach is Key to Better Weapon System Outcomes” (NSIAD-00-199) in July 2000. After comparing commercial and defense system development practices the three main findings were: problems found late in development signal weakness in testing and evaluation; testing early to validate product knowledge is a best practice; and, different incentives make testing a more constructive factor in commercial programs than in weapon system programs.

The following information offers guidance to Department of Defense personnel who plan, monitor and execute T&E. Checklists found in the remainder of the chapter were obtained from the DSB Study, *Report of Task Force on Test and Evaluation*, dated April 2, 1974. This excellent study is highly regarded in the T&E community but has become somewhat dated; consequently, the Defense Acquisition University decided to update the study findings and include those findings and summary checklists in this management guide.

25.2 SPECIFIC WEAPON SYSTEMS TESTING CHECKLIST

The DSB report is the result of the study of past major weapon systems acquisitions. It was hoped that this study would enhance the testing community’s understanding of the role that T&E has had in identifying system problems during the acquisition process. In the foreword of the DSB

study, the authors made this statement about including the obvious testing activity in their checklist:

The T&E expert in reading this volume will find many precepts which will strike him as of this type. These items are included because examples were found where even the obvious has been neglected, not because of incompetence or lack of personal dedication by the people in charge of the program, but because of financial and temporal pressures which forced competent managers to compromise on their principles. It is hoped that the inclusion of the obvious will prevent repetition of the serious errors which have been made in the past when such political, economical and temporal pressures have forced project managers to depart from the rules of sound engineering practices.... In the long run, taking short cuts during T&E to save time and money will result in significant increases in the overall costs of the programs and in a delay of delivery of the corresponding weapon systems to combatant forces.

25.2.1 Aircraft Systems

25.2.1.1 Concept Assessment

- *Test Program/Total Costs.* Prior to program initiation, all phases of the aircraft test program should be considered so the total costs and the development schedules include consideration of all likely activities in the overall program.
- *Test Facilities and Instrumentation.* The test facilities and instrumentation requirements to conduct tests should be generally identified along with a tentative schedule of test activities.
- *Test Resources and Failures.* Ensure that there are adequate funds, reasonable amounts of time, and acceptable numbers of aircraft planned for the various test program phases, and that provisions are made for the occurrence of failures.
- *System Interfaces.* Consider all aircraft system interfaces, their test requirements, and probable costs at the outset of the concept assessment.
- *Major Weapon Subsystems.* If the aircraft system relies on the successful development of a specific and separately-funded major weapon (such as a gun or missile) in order to accomplish its primary mission, this major subsystem should be developed and tested concurrently with, or prior to, the aircraft.
- *Propulsion System.* If the aircraft program is paced by the propulsion system development, an early advanced-development project for the propulsion may be appropriate for a new concept.
- *Operational Scenario.* A conceptual operational scenario for the aircraft should be developed so that general test plans can be designed. This should include purpose, roles and missions, threats, operating environments, logistics, maintenance, and basing characteristics. The potential range of values on these aspects should be stated.
- *Evaluation Criteria.* Develop evaluation criteria to be used for selecting the final aircraft system design.
- *Untried Elements.* The aircraft development program should include conclusive testing to eliminate uncertainties of the untried elements.
- *Brassboard Avionics Tests.* The use of brassboard or modified existing hardware to “prove” the concept will work should be seriously scrutinized to ensure that the demonstrations and tests are applicable.
- *Nuclear Weapons Effects.* The subject of nuclear weapons effects should be addressed in the test concept for all aircraft weapons systems where operational suitability dictates that survivable exposure to nuclear weapons effects is a requirement.

25.2.1.2 Prototype Development

- *T&E Strategy.* T&E plans and test criteria should be established so there is no question on what constitutes a successful test and what performance is required.
- *Milestones and Goals.* Ensure an integrated system test plan that pre-establishes milestones and goals for easy measurement of program progress at a later time.
- *Operating Concept and Environment.* The operational concept and the environments in which the aircraft will be expected to operate and be tested in OT&E should be specified.
- *Test Program Building Blocks.* In testing the prototype, demonstrate that high-risk technology is in hand. In planning the system-level test program, ensure that components and subsystems are adequately qualified for incorporation into the system tests.
- *Technology Concepts.* Each concept to be used in the aircraft system (e.g., aerodynamics, structures, propulsion) should be identified and coded according to prior application, before future research. Tests for each concept should be specified with the effect of failure identified.
- *Development T&E/Operational T&E (DT&E/OT&E) Plan.* The aircraft DT&E/OT&E test plan should be reviewed to ensure it includes ground and flight tests necessary to safely and effectively develop the system.
- *Test Failures.* The T&E plans should be made assuming there will be failures; they are inevitable.
- *Multi-Service Testing.* When a new aircraft development program requires multi-Service testing during OT&E and prior to low rate initial production (LRIP), the test plan should include the types of tests and resources required from other activities and Services.
- *Traceability.* The aircraft development and test program should be designed and scheduled so if trouble arises, its source can be traced back through the lab tests and the analytical studies.
- *Competitive Prototype Tests.* When a competitive prototype test program using test and operational crews is employed, the aircraft should be compared on the basis of the performance of critical missions.
- *Prototype Similarity to Development and Production Aircraft.* A firm determination should be made of the degree of similarity of the winning prototype (in a competitive prototype program) to the engineering development model and production aircraft. Thus, test results that are derived from the prototype in the interim period prior to availability of the engineering development model aircraft can be utilized effectively.
- *Prototype Tests.* The prototype aircraft test data should be used to determine where emphasis should be placed in the engineering development program.
- *Inlet/Engine/Nozzle Match.* The aircraft test program should provide for an early and adequate inlet/engine/nozzle match through a well-planned test program, and there should be time programming for corrections.
- *Subsystem Tests.* There should be a balanced program for the aircraft subsystem tests.
- *Propulsion System.* If the aircraft is paced by the propulsion systems development, an early advanced-development project for the propulsion may be appropriate for a new concept.
- *Electromagnetic Interference (EMI) Testing.* Full-scale aircraft systems tests in an anechoic chamber are desirable for some aircraft.

- *Parts Interchange.* Early plans should provide for tests where theoretically identical parts, particularly in avionics, are interchanged to ensure that the aircraft systems can be maintained in readiness.
- *Human Factors Demonstration.* Ensure adequate demonstration of human factors is considered in test planning.
- *Logistics T&E.* Adequate resources should be scheduled for the aircraft logistics system T&E and a positive program should exist for the utilization of this information at the time of OT&E.
- *User Participation.* It is imperative that the operational command actively participate in the DT&E Phase to ensure that user needs are represented in the development of the system.
- *Running Evaluation of Tests.* Ensure that running evaluations of tests are conducted. If it becomes clear that test objectives are unattainable or additional samples will not change the test outcome, ensure that procedures are established for terminating the test.
- *Simulation.* Analysis and simulation should be conducted, where practicable, before each phase of development flight testing.
- *Avionics Mock-up.* Encourage use of a complete avionics system installed in a mock-up of the appropriate section or sections of the aircraft.
- *Escape Systems Testing.* Ensure the aircrew escape system is thoroughly tested with particular attention to redundant features, such as pyrotechnic firing channels.

25.2.1.3 Engineering Development Model

- *Test Design.* Test programs should be designed to have a high probability of early identification of major deficiencies during the DT&E and initial OT&E (IOT&E).
- *Data for Alternate Scenarios.* By careful attention to testing techniques, maximize the utility of the test data gathered; aircraft instrumentation; range instrumentation; and data collection, reduction and storage.
- *Test Milestones.* Development programs should be built around testing milestones, not calendar dates.
- *Production Engineering Influence on Research and Development (R&D) Hardware.* Encourage that production philosophy and production techniques be brought to the maximum practicable extent into an early phase of the design process for R&D hardware.
- *Structural Testing.* Ensure that fatigue testing is conducted on early production airframes. Airframe production should be held to a low rate until satisfactory progress is shown in these tests.
- *Gun Firing Tests.* All forms of ordnance, especially those that create gases, must be fired from the aircraft for external effects (blast and debris), internal effects (shock) and effects on the propulsion (inlet composition or distribution).
- *Post-Stall Characteristics.* Special attention is warranted on the post-stall test plans for DT&E and OT&E.
- *Subsystem Performance History.* During DT&E and IOT&E of aircraft, ensure that a performance history of each aircraft subsystem is kept.
- *Flight Deficiency Reporting.* Composition of flight deficiencies reporting by aircrews, particularly those pertaining to avionics, should be given special attention.
- *Crew Limitations.* Ensure aircrew limitations are included in the tests.

- *Use of Operational Personnel.* Recommend experienced operational personnel help in establishing measures of effectiveness and in other operational test planning. In conducting OT&E, use typical operational aircrews and support personnel.
 - *Role of the User.* Ensure that users participate in the T&E phase so their needs are represented in the development of the system concept and hardware.
 - *Crew Fatigue and System Effectiveness.* In attack aircraft operational testing and particularly in attack helicopter tests where vibration is a fatiguing factor, ascertain that the tests include a measure of degradation over time.
 - *Time Constraints on Crews.* Detailed operational test plans should be evaluated to determine that the test-imposed conditions on the crew do not invalidate the applicability of the collected data.
 - *Maintenance and Training Publications.* The aircraft development program should provide for concurrent training of crews and preparation of draft technical manuals to be used by IOT&E maintenance and operating crews.
 - *Research and Development (R&D) Completion Prior to IOT&E.* The testing plans should ensure that, before an aircraft system is subjected to IOT&E, the subsystems essential to the basic mission have completed R&D.
 - *Complete Basic DT&E before Starting OT&E.* Before the weapon system is subjected to IOT&E, all critical subsystems should have completed basic DT&E and significant problems should be solved.
 - *Realism in Testing.* Ascertain that final DT&E system tests and IOT&E flight tests are representative of operational conditions.
 - *Test All Profiles and Modes.* Tests should be conducted to evaluate all planned operational flight profiles and all primary and back-up, degraded operating modes.
 - *Update of Operational Test Plans.* Ensure that operational test plans are reviewed and updated, as needed, to make them relevant to evolving concepts.
 - *Plan OT&E Early.* Ensure that operational suitability tests are planned to attempt to identify operational deficiencies of new systems quickly so fixes can be developed and tested before large-scale production.
 - *Missile Launch Tests.* Review the final position fix planned before launching inertial-guided air-to-surface missiles.
 - *Mission Completion Success Probability.* Mission completion success probability factors should be used to measure progress in the aircraft test program.
- 25.2.1.4 Production (LRIP and Full Rate), Deployment and Operational Support**
- *Operational Test Realism.* Assure IOT&E and FOT&E are conducted under realistic conditions.
 - *Design FOT&E for Less-Than-Optimal Condition.* Structure the FOT&E logistical support for simulated combat conditions.
 - *New Threat.* Be alert to the need to extend the IOT&E if a new threat appears. Address IOT&E limitations in FOT&E.
 - *Certification of Ordnance.* Ensure that ordnance to be delivered by an aircraft is certified for the aircraft.
 - *Inadvertent Influence of Test.* The IOT&E/FOT&E plans should provide measures for

ensuring that actions by observers and umpires do not unwittingly influence trial outcome.

- *Deficiencies Discovered In-Service.* Be aware that in-Service operations of an aircraft system will surface deficiencies which extensive IOT&E/FOT&E probably would not uncover.
- *Lead the Fleet.* Accelerated Service test of a small quantity of early production aircraft is advisable and periodically during FOT&E thereafter.

25.2.2 Missile Systems

25.2.2.1 Concept Assessment

- *Weapon System Interfaces.* Consider significant weapon system interfaces, their test requirements and probable costs at the outset of the concept assessment. Ensure that the program plan assembled before program start includes an understanding of the basic test criteria and broad test plans for the whole program.
- *Number of Test Missiles.* Ensure that there is sufficient time and a sufficient number of test articles to support the program through its various phases. Compare the program requirements with past missile programs of generic similarity. If there is substantial difference, then adequate justification should be provided. The DT&E period on many programs has had to be extended as much as 50 percent.
- *Test and Evaluation Gap.* A T&E gap has been experienced in some missile programs between the time when testing with R&D hardware was completed and the time when follow-on operational suitability testing was initiated with production hardware.
- *Feasibility Tests.* Ensure experimental test evidence is available to indicate the feasibility of the concept and the availability of the technology for the system development.

- *Evaluation of Component Tests.* Results of tests conducted during the concept assessment and the prototype testing (which most likely have been conducted as avionics brassboard, breadboard, or modified existing hardware) should be evaluated with special attention.
- *Multi-Service Testing Plans.* When a new missile development program requires multi-Service testing during OT&E, the early Test and Evaluation Master Plan (TEMP) should include the type of tests and resources required from other activities and Services.
- *Test Facilities and Instrumentation Requirements.* The test facilities and instrumentation requirements to conduct tests should be generally identified early, along with a tentative schedule of test activities.

25.2.2.2 Prototype Testing

- *Establish Test Criteria.* By the end of prototype testing, test criteria should be established so there is no question on what constitutes a successful test and what performance is expected.
- *Human Factors.* Ensure that the TEMP includes adequate demonstration of human factors considerations.
- *Instrumentation Diagnostic Capability and Compatibility.* Instrumentation design, with adequate diagnostic capability and compatibility in DT&E and IOT&E phases, is essential.
- *Provisions for Test Failures.* The DT&E and OT&E plans should include provisions for the occurrence of failures.
- *Integrated Test Plan.* Ensure development of an integrated system test plan that pre-establishes milestones and goals for easy measurement of program progress at a later time.

- *Test and Evaluation Requirements.* Ensure that the T&E program requirements are firm before approving an R&D test program. Many missile programs have suffered severe cost impacts as a result of this deficiency. The test plan must include provisions to adequately test those portions of the operational envelope that stress the system including back-up and degraded operational modes.
- *Personnel Training Plans.* Ensure that adequate training and certification plans for test personnel have been developed.
- *Test and Engineering Reporting Format.* Include a T&E reporting format in the program plan. Attention must be given to the reporting format in order to provide a consistent basis for T&E throughout the program life cycle.
- *Program-to-Program Cross Talk.* Encourage program-to-program T&E cross talk. Test and evaluation problems and their solutions, as one program, provide a valuable index of lessons learned and techniques for problem resolution on other programs.
- *Status of T&E Offices.* Ensure that T&E offices reporting to the program manager or director have the same stature as other major elements. It is important that the T&E component of the system program office has organizational status and authority equal to configuration management, program control, system engineering, etc.
- *Measurement of Actual Environments.* Thorough measurements should be made to define and understand the actual environment in which the system components must live during the captive, launch, and in-flight phases.
- *Thoroughness of Laboratory Testing.* Significant time and money will be saved if each component, each subsystem, and the full system are all tested as thoroughly as possible in the laboratory.
- *Contract Form.* The contract form can be extremely important to the T&E aspects. In one program, the contract gave the contractor full authority to determine the number of test missiles; and in another, the contract incentive resulted in the contractor concentrating tests on one optimum profile to satisfy the incentive, instead of developing the performance throughout important areas of the envelope.
- *Participation of Operational Command.* It is imperative that the operational command actively participate in the DT&E phase to ensure that user needs are represented in the development of the system.

25.2.2.3 Engineering Development Model

- *Production Philosophy and Techniques.* Encourage that production philosophy and production techniques be brought, to the maximum practicable extent, into an early phase of the design process for R&D hardware. There are many missile programs in which the components were not qualified until the missile was well into production.
- *Operational Flight Profiles.* Tests should be conducted to evaluate all planned operational flight profiles and all primary and backup degraded operating modes.
- *Failure Isolation and Responsive Action.* Does the system test plan provide for adequate instrumentation so missile failures can be isolated and fixed before the next flight?
- *Responsive Actions for Test Failures.* Encourage a closed-loop reporting and resolution process, which ensures that each test failure at every level is closed out by appropriate action (i.e., redesign, procurement, retest, etc.).
- *Plan Tests of Whole System.* Plan tests of the whole system including proper phasing of the

platform and supporting gear, the launcher, the missile and user participation.

- *Determination of Component Configuration.* Conditions and component configuration during development tests should be determined by the primary objectives of that test. Whenever a non-operational configuration is dictated by early test requirements, tests should not be challenged by the fact that configuration is not operational.
- *Testing of Software.* Test and evaluation should ensure that software products are tested appropriately during each phase. Software often has been developed more as an add-on than as an integral part of the overall system. Software requirements need the same consideration as hardware requirements in the prototype development.
- *Range Safety Dry Runs.* Ensure the test plan includes adequate test program/range safety dry runs. The government test ranges have to provide facilities to safely test many different projects:
 - Assemblies/Subsystems Special Requirements,
 - Seekers and tracking devices,
 - Propulsion subsystems,
 - Connectors and their related hardware,
 - Lanyard assemblies,
 - Safeing, arming, fuzing and other ordnance devices.
- *Review of Air-to-Surface Missile (ASM) Test Position Fixes.* Review the final position fix planned before launching ASMs. There are instances in which the operational test of air-launched missiles utilized artificial position fixes just prior to missile launch.
- *Operator Limitations.* Ensure operator limitations are included in the tests. Most tactical missiles, especially those used in close support, require visual acquisition of the target by the missile operator and/or an air/ground controller.
- *Test Simulations and Dry Runs.* Plan and use test simulations and dry runs. Dry runs should be conducted for each new phase of testing. Simulation and other laboratory or ground testing should be conducted to predict the specific test outcome. The “wet run” test should finally be run to verify the test objectives. Evaluation of the simulation versus the actual test results will help to refine the understanding of the system.
- *Component Performance Records.* Keep performance records on components. There are many examples in missile programs that have required parts stock sweeps associated with flight failures and component aging test programs.
- *Tracking Test Data.* Ensure the test program tracks data in a readily usable manner. Reliability and performance evaluations of a missile system should break down the missile’s activity into at least the following phases:
 - Prelaunch including, captive carry reliability,
 - Launch,
 - In-flight,
 - Accuracy/fuzing.
- *Updating IOT&E Planning.* Periodically update production qualification testing (PQT) and IOT&E planning during the early R&D phase. Few missile system programs have had adequate user participation with the desired continuity of personnel to minimize the problems of transition from DT&E to OT&E to deployment/utilization.
- *Instrumentation Provisions in Production Missiles.* Encourage built-in instrumentation provisions in production missiles.
- *Constraints on Missile Operator.* Detailed test plans should be evaluated to determine that the test imposed constraints on the missile operator do not invalidate the applicability of the data so collected.

- *Problem Fixes Before Production.* Ensure that operational suitability tests identify operational deficiencies of new systems quickly so fixes can be developed and tested before production.
- *Flight Tests Representative of Operations.* Ascertain that final DT&E system tests and planned IOT&E flight tests are representative of operational flights. Some ballistic missile R&D programs have shown high success rates in R&D flight tests; however, when the early production systems were deployed, they exhibited a number of unsatisfactory characteristics such as poor alert reliability and poor operational test-flight reliability.
- *System Interfaces in Operational Test.* Ensure the primary objective of operational test planning is to obtain measurements on the overall performance of the weapon system when it is interfaced with those systems required to operationally use the weapons system.
- *Extension of the OT&E for New Threats.* Be alert to the need to extend the IOT&E/FOT&E if a new threat arises. Few missile programs perform any kind of testing relatable to evaluating system performance against current or new threats.
- *“Lead-the-Fleet” Production Scheduling.* Lead-the-Fleet missile scheduling and tests should be considered.
- *Test Fixes.* Test fixes result from earlier operational testing. After the IOT&E that identified problem areas in missiles, FOT&E should evaluate these areas primarily to determine the adequacy of the incorporated fixes, particularly if the IOT&E did not run long enough to test the fixes.

25.2.2.4 Production (LRIP, Full Rate), Deployment and Operational Support

- *Realistic Conditions for Operational Testing.* Ascertain operational testing is conducted under realistic combat conditions. This means that the offense/defense battle needs to be simulated in some way before the weapon system evaluation can be considered completed. Whether this exercise is conducted within a single Service (as in the test of a surface-to-surface antitank missile against tanks) or among Services (as in the test of an air-to-surface missile against tanks with antiaircraft protection), the plans for such testing should be formulated as part of the system development plan.
- *Testing All Operational Modes.* Ensure the FOT&E plan includes tests of any operational modes not previously tested in IOT&E. All launch modes (including degraded, back-up modes) should be tested in the FOT&E because
- *FOT&E Feedback to Acceptance Testing.* Ensure that FOT&E results are quickly fed back to influence early production acceptance testing. Production acceptance testing is probably the final means the government normally will have to ensure the product meets specifications. Early acceptance testing could be influenced favorably by a quick feedback from FOT&E to acceptance testing. This is exemplified by a current ASM program where production has reached peak rates, and the IOT&E has not been completed.
- *Concept Test Philosophy.* The T&E planners must understand the nature of command and control (C²) systems early in the concept assessment. In a complex C² system, a total systems concept must be developed initially. Total systems life cycle

the software interface with the production hardware system should be evaluated thoroughly. Otherwise, small, easy-to-fix problems might preclude launch.

25.2.3 Command and Control Systems

25.2.3.1 Concept Assessment

must be analyzed so the necessary requirement for the design can be established.

- *The Importance of Software Testing.* Testers should recognize that software is a pacing item in C² systems development.
- *Software Test Scheduling — Contractors' Facilities.* Provision should be made for including software T&E during each phase of C² systems' acquisition. Availability of contractors' facilities should be considered.
- *Evaluation of Exploratory Development Tests.* Care should be exercised in evaluating results of tests conducted during exploratory development of C² systems. These tests (which most likely have been conducted on brassboard, breadboard, or modified existing hardware) should be evaluated with special attention.
- *Feasibility Testing for Field Compilers.* Early test planning should allow for simulating the computer system to test for field use of compilers, where applicable.
- *Evaluation of Test Plan Scheduling.* Milestones should be event-oriented, not calendar-oriented.
- *Type Personnel Needs — Effects on T&E.* A mix of personnel with different backgrounds affecting T&E is required.
- *Planning for Joint-Service OT&E Before Program Start.* A Joint-Service OT&E (multi-Service) T&E strategy should be considered for C² systems.

25.2.3.2 Prototype Testing

- *Test Prototypes.* In C² systems, prototypes must reasonably resemble final hardware configuration from a functional-use standpoint. When high technical risk is present, development should be structured around the use of one or more test

prototypes designed to prove the system concept under realistic operational conditions before proceeding to engineering development.

- *Test Objectives — Critical Issues.* In addition to addressing critical technical issues, T&E objectives during prototype testing should address the functional issues of a C² system.
- *Real-Time Software — Demonstration of "Application Patches."* Tests of real-time C² systems should include demonstrations of interfaces whereby locally generated application patches are brought into being.
- *Independent Software Test-User Group.* An independent test-user software group is needed during early software qualification testing.
- *System Interfaces.* Critical attention should be devoted to testing interfaces with other C² systems and to interfaces between subsystems. Particular attention should be devoted to interfaces with other C² systems and to the interfaces between sensors (e.g., radar units), communications systems (e.g., modems) and the specific processors (e.g., CPUs). Interface with information processing C² systems must also address data-element and code-standardization problems if data is to be processed online.
- *Human Factors.* In a C² system, human factors must be considered from the earliest prototype designs and testing provided. Testing should be conducted to determine the most efficient arrangement of equipment from the human factor standpoint. Displays should be arranged for viewing from an optimum angle whenever possible. Adequate maneuvering room within installation constraints should be allowed, considering the number of personnel normally manning the facility. And console-mounted controls should be designed and located to facilitate operation, minimize fatigue, and avoid confusion.

- *Degraded Operations Testing.* When the expected operational environment of a C² system suggests that the system may be operated under less-than-finely-tuned conditions, tests should be designed to allow for performance measurements under degraded conditions.
- *Test-Bed.* The use of a test-bed for study and experimentation with new C² systems is needed early in the prototype development.
- *Software-Hardware Interfaces.* The software-hardware interfaces, with all operational backup modes to a new C² system, should be tested early in the program.
- *Reproducible Tests.* Test plans should contain a method for allowing full-load message input while maintaining reproducible test conditions.
- *Cost-Effectiveness.* Field-test data is needed during the prototype development for input to cost-effectiveness analyses of C² systems.
- *Problem Indications.* It is important to establish an early detection scheme so management can determine when a program is becoming “ill.”
- *Impact of Software Failures.* Prior to any production release, the impact of software failures on overall system performance parameters must be considered.
- *Displays.* The display subsystems of a C² system should provide an essential function to the user. Displays are key subsystems of a C² system. They provide the link that couples the operator to the rest of the system and are, therefore, often critical to its success.
- *Pilot Test.* A pilot test should be conducted before IOT&E so sufficient time is available for necessary changes.
- *Publications and Manuals.* It is imperative that all system publications and manuals be completed, reviewed and selectively tested under operational conditions before beginning overall system suitability testing.

25.2.3.3 Engineering Development Model

- *Acquisition Strategy.* The acquisition strategy for the system should:
 - Allow sufficient time between the planned end of demonstration testing and major procurement (as opposed to limited procurement) decisions. This provides flexibility for modifying plans, which may be required during the test phases of the program. For instance, because insufficient time was allowed for testing one recent C² system, the program and the contract had to be modified and renegotiated;
 - Be evaluated relative to constraints imposed;
 - Ensure that sufficient dollars are available, not only to conduct the planned T&E but to allow for the additional T&E that is always required due to failures, design changes, etc.
- *Power Sources.* Mobile, prime power sources are usually provided as government-furnished equipment (GFE) and can be a problem area in testing C² systems.
- *Subsystem Tests.* Every major subsystem of a C² system should have a successful DT&E before beginning overall system operational testing.
- *Communications.* The C² systems must be tested in the appropriate electromagnetic environment to determine the performance of its communications system.
- *Demonstration of Procedures.* Test plans should include a procedural demonstration whereby the tested C² system works in conjunction with other systems.

- *Government-Furnished Equipment and Facilities.* Test and evaluation should be concerned about the availability of GFE as specified in the proposed contract.
- *User Participation in T&E.* The varying needs of the user for a C² system make participation in all phases of T&E mandatory.
- *IOT&E Reliability Data.* The IOT&E can provide valuable data on the operational reliability of a C² system; this data cannot be obtained through DT&E.
- *Maintenance.* In IOT&E, maintenance should include: a measurement of the adequacy of the maintenance levels and the maintenance practices; an assessment of the impact that the maintenance plan has on the operational reliability; the accessibility of the major components of the system for field maintenance (e.g., cables and connectors are installed to facilitate access); and verification that the software design for maintenance and diagnostic routines and procedures are adequate, and the software can be modified to accommodate functional changes.

25.2.3.4 Production (LRIP, Full Rate), Deployment and Operational Support

- *Critical Issues.* IOT&E should be designed during early planning to provide the answers to some critical issues peculiar to C² systems. Some of these critical issues that IOT&E of C² systems should be planned to answer are:
 - Is system mission reaction time a significant improvement over present systems?
 - Is a back-up mode provided for use when either airborne or ground system exhibits a failure?
 - Can the system be transported as operationally required by organic transport? (Consider ground, air and amphibious requirements.)
 - Is there a special requirement for site preparation? (For example, survey and antenna siting.)
 - Can the system be erected and dismantled in times specified? Are these times realistic?
 - Does relocation affect system alignment?
 - Does system provide for operation during maintenance?
 - Can on-site maintenance be performed on shelterless subsystems (e.g., radar units) during adverse weather conditions?
- *Continuity of Operations.* The IOT&E should provide for an impact assessment of the failure of any subsystem element of a C² system on overall mission effectiveness.
- *Imitative Deception.* The IOT&E should provide for tests to assess the susceptibility of the data links of a C² system to imitative deception.
- *First Article Testing.* The pre-production, first article testing and evaluation should be designed and conducted to: (1) confirm the adequacy of the equipment to meet specified performance requirements; (2) confirm the adequacy of the software not only to meet current user needs but to accommodate changing needs; and (3) determine failure modes and rates of the total integrated system. This activity should be followed by FOT&E.
- *Test Planners and Evaluators.* Use the IOT&E personnel in the FOT&E program. The planners and evaluators for the FOT&E of the production system can do a better job if they are involved initially in planning and conducting the IOT&E.

25.2.4 Ship Systems

25.2.4.1 Concept Assessment

- *Test and Evaluation Master Plan.* Prior to program initiation, sufficient materiel should be generated to allow for evaluating the overall T&E program.
- *Test Objectives and Critical Issues.* In evaluating the initial test concept, it is important that the test objectives during prototype T&E address the major critical issues, especially technological issues.
- *Test Facilities and Instrumentation Required.* The test facilities and instrumentation requirements to conduct developmental and operational tests and a tentative schedule of test activities should be identified.
- *Multiple Approach to Weapon System Development.* Whenever possible, the weapon system concept should not be predicated on the successful development of a single hardware or software approach in the various critical subsystems (unless it has been previously demonstrated adequately).
- *Comparison of New versus Old System.* The procedure for examining the relative performance of new or modified systems versus old should be indicated in the T&E plan.
- *Test Support Facilities.* The phasing of test support facilities must be planned carefully, with some schedule flexibility to cover late delivery and other unforeseen problems.
- *Fleet Operating Force Requirements.* The requirement for fleet operating forces for DT&E or OT&E should be assessed early in the program and a specific commitment made as to the types of units to be employed.
- *Mission-Related Measures of Effectiveness (MOE).* During the concept assessment of the acquisition of a new class of ship, a study effort should be commenced jointly by the Chief of Naval Operations (CNO) and the Commander, Operational Test and Evaluation Force (COMOPTEVFOR). This effort is to establish mission-related MOE, which may be expressed in numerical fashion, and may later be made the subject of OT&E, to determine how closely the new ship system meets the operational need for which it was conceived.
- *Ship T&E Management.* The management of ship T&E should ensure that test requirements are necessary and consistent relative to systems/subsystem aspects and that the necessary testing is coordinated so that test redundancy does not become a problem.
- *T&E of Large, Integrally-Constructed Systems.* Major subsystems should be proven feasible before firm commitment to a detailed hull design.

25.2.4.2 Prototype Testing

- *Authentication of Human Factors Concepts.* Test and evaluation should authenticate the human factors concepts embodied in the proposed systems design, examining questions of safety, comfort, appropriateness of man-machine interfaces, as well as the numbers and skill levels of the personnel required.
- *Acquisition Strategy.* The acquisition strategy for a ship and its subsystems should allow sufficient time between the planned end of demonstration testing and major procurement decisions of GFE for flexibility to modify plans (may be required during the test phases of the program).
- *Evaluation of Results of Exploratory Testing.* Results of tests conducted during exploratory development and most likely conducted on

brassboards, breadboards or modified existing hardware should be evaluated carefully.

- *Software Testing.* In view of increased dependence upon computers in ship management and tactical operation, software testing must be exceptionally thorough, and integrated software testing must begin as early as possible.
- *New Hull Forms.* When a new type of ship involves a radical departure from the conventional hull form, extensive prototype testing should be required prior to further commitment to the new hull form.
- *Effects of Hull and Propulsion on Mission Capability.* The predicted effects of the proven hull and propulsion system design on the performance of the ship's critical system should be determined.
- *Advances in Propulsion.* Demonstration of the use of new propulsion systems should be conducted prior to making the decision to commit the propulsion systems to the ship in question.
- *Propulsion Systems in Other Classes.* When an engine to be used in the propulsion system of a new ship is already performing satisfactorily in another ship, this is not to be taken as an indication that shortcuts can be taken in propulsion system DT&E, or that no problems will be encountered.
- *Waivers to T&E of Ship Systems.* Waivers to T&E of pre-production models of a system in order to speed up production and delivery should be made only after considering all costs and benefits of the waiver, including those not associated with the contract.
- *Environment Effects on Sonar Domes.* Environmental effects on sonar domes and their self-noise should be tested and evaluated before the domes are accepted as part of the sonar system.

- *Hull/Machinery Testing by Computer Simulation.* In DT&E ships, there will be cases where the best means to conduct evaluations of particular hull and machinery capabilities is through dynamic analysis using computer simulation, with later validation of the simulation by actual test.

25.2.4.3 Engineering Development Model

- *Initial or Pilot Phase of IOT&E.* Before any operational tests to demonstrate operational suitability and effectiveness are conducted, an initial or pilot test should be conducted (Technical Evaluation-TECHEVAL).
- *Identify Critical Subsystems.* In planning for the IOT&E of a ship system, the critical subsystems, with respect to mission performance, should be identified.
- *Reliability of Critical Systems.* Test and evaluation should determine the expected reliability at sea of systems critical to the ship's mobility and to the primary and major secondary tasks.
- *Consistency in Test Objectives.* There are various phases in testing a ship system. One should ensure the objectives of one phase are not inconsistent with the objectives of the other phases.
- *Single Screw Ships.* Test and evaluation of the propulsion systems of ships with a single screw should be especially rigorous to determine failure rates, maintenance and repair alternatives.
- *Problems Associated With New Hulls.* Whenever a new hull is incorporated into ship design, a T&E of this hull should be conducted prior to the full-rate production and incorporation of the major weapons subsystems.

25.2.4.4 Production (LRIP, Full Rate), Deployment and Operational Support

- *The OT&E of Shipboard Gun Systems.* Operational tests of shipboard gun systems should simulate the stress, exposure time, and other conditions of battle, so that the suitability of the weapon can be evaluated in total.
- *Operational Reliability.* The OT&E should provide valuable data on the operational reliability of ship weapon systems that cannot be obtained through DT&E.
- *Targets for Antiaircraft Warfare (AAW) OT&E.* Operational test of shipboard AAW weapons demands the use of targets which realistically simulate the present-day threat.
- *Design of Ship FOT&E.* In the testing program of a ship system, it should be recognized that, although it may be designated as a special-purpose ship, in most cases it will be used in a general-purpose role as well. This will cause post-deployment FOT&E.
- *Operational Testing During Shakedown Periods.* The time period for FOT&E of a ship can be used more efficiently if full advantage is taken of the periods immediately after the ship is delivered to the Navy.
- *Fleet Operations in FOT&E.* A great deal of information on the operational effectiveness of a ship can be obtained from standard fleet operations through well-designed information collection, processing and analysis procedures.
- *Ship Antisubmarine Warfare (ASW) FOT&E Planning.* In planning FOT&E of shipboard systems, it is important to recognize the difficulty of achieving realism, perhaps more so than in other areas of naval warfare.
- *Variable Depth Sonar FOT&E.* The behavior of towed bodies of variable depth sonar systems and towed arrays should be tested and evaluated under all ship maneuvers and speeds likely to be encountered in combat.
- *Ship Self-Noise Tests.* The magnetic and acoustic signatures of a ship can be tested accurately only after it is completed.
- *Effect of Major Electronic Countermeasures (ECMs) on Ship Capability.* The FOT&E of a ship should include tests of the effectiveness of the ship when subjected to major ECM.
- *Ship System Survivability.* FOT&E of modern ships should provide for the assessment of their ability to survive and continue to fight when subjected to battle damage.
- *Interlocks.* Shipboard electronic systems are designed with interlock switches that open electrical circuits for safety reasons when the equipment cabinets are opened. The FOT&E should be able to detect over-design as well as minimum design adequacy of the interlock systems.
- *Intraship Communication.* In conducting lead ship trials and evaluations, particular attention should be given to the operational impact resulting from absence, by design, of intraship communications circuits and stations from important operating locations.

25.2.5 Surface Vehicle Systems

25.2.5.1 Concept Assessment

- *Preparing Test Plans.* It is necessary that a detailed evaluation criteria be established that includes all items to be tested.
- *Test Plans.* Prior to program initiation, a plan should be prepared for evaluating the overall T&E program. As part of this, a detailed T&E plan

for those tests to be conducted before advanced engineering development to validate the concept and hardware approach to the vehicle system should be developed. The objective of the validation test plan is to fully evaluate the performance characteristics of the new concept vehicle. This test plan cannot be developed, of course, until the performance characteristics are defined.

- *Performance Characteristics Range.* Stated performance characteristics derived from studies should be measured early in the program. Unrealistic performance requirements can lead to false starts and costly delays.
- *Operating Degradation.* System performance degrades under field conditions. Anticipated degradation must be considered during T&E. When a system must operate at peak performance during DT/OT to meet the specified requirements, it will then be likely to perform at a lesser level when operated in the field.
- *Test Personnel.* The test director and/or key members of the test planning group within the project office should have significant T&E experience.
- *Design Reviews.* T&E factors and experience must influence the system design. The application of knowledge derived from past experience can be a major asset in arriving at a sound system design.
- *Surrogate Vehicles.* When high technical risk is present, development should be structured around the use of one or more surrogate vehicles designed to prove the system concept under realistic operational conditions before proceeding with further development.
- *Test Facilities and Scheduling.* Test range and resource requirements to conduct validation tests and a tentative schedule of test activities should be identified.

25.2.5.2 Prototype Testing

- *Vulnerability.* The vulnerability of vehicles should be estimated on the basis of testing.
- *Gun and Ammunition Performance.* Gun and ammunition development should be considered a part of overall tank system development. When a new gun tube, or one which has not been mounted previously on a tank chassis, is being evaluated, all ammunition types (including missiles) planned for use in that system should be test fired under simulated operational conditions.
- *Increased Complexity.* The addition of new capabilities to an existing system or system type will generally increase complexity of the system and, therefore, increase the types and amount of testing required and the time to perform these tests.
- *Component Interfaces.* Prior to assembly in a prototype system, component subsystems should be assembled in a mock-up and verified for physical fit, human factors considerations, interface compatibility and for electrical and mechanical compatibility.
- *Determining Test Conditions.* During validation, test conditions should be determined by the primary objectives of that test rather than by more general considerations of realism.
- *Test Plan Development.* The test plan developed by this point should be in nearly final form and include, as a minimum:
 - A description of requirements,
 - The facilities needed to make evaluations,
 - The schedule of evaluations and facilities,
 - The reporting procedure, the objective being to communicate test results in an understandable format to all program echelons,

- The T&E guidelines, and
 - A further refinement of the cost estimates which were initiated during the Concept Evaluation Phase.
 - *Prototype Tests.* Prototype tests should show satisfactory meeting of success criteria which are meaningful in terms of operational usage. It is essential in designing contractually required tests, upon whose outcome large incentive payments or even program continuation may depend, to specify broader success criteria than simply hit or miss in a single given scenario.
 - *Reliability Testing.* Reliability testing should be performed on component and subsystem assemblies before testing of the complete vehicle system. Prior to full system testing, viable component and subsystem tests should be conducted.
 - *Human Factors.* In evaluating ground vehicles, human factors should be considered at all stages starting with the design of the prototype.
 - *Test Plan Scheduling.* Test plan scheduling should be tied to event milestones rather than to the calendar. In evaluating the adequacy of the scheduling as given by test plans, it is important that milestones be tied to the major events of the weapon system (meeting stated requirements) and not the calendar.
 - *Test Failures.* The T&E schedule should be sufficiently flexible to accommodate failures and correction of identified problems.
- of a new vehicle system with those of existing systems, alternate vehicle system concepts (if applicable) and those of any system(s) being replaced.
- *Simulation.* Simulation techniques and equipment should be utilized to enhance data collection. Creation of histograms for each test course provides a record of conditions experienced by the vehicle during testing. Use of a chassis dynamometer can produce additional driving endurance testing with more complete instrumentation coverage.
 - *Environmental Testing.* Ground vehicles should be tested in environmental conditions and situations comparable to those in which they will be expected to perform.
 - *System Vulnerability.* For combat vehicles, some estimate of vulnerability to battle damage should be made.
 - *Design Criteria Verification.* Subsystem design criteria should be compared with actual characteristics.
 - *Electromagnetic Testing.* Vehicle testing should include electromagnetic testing.
 - *System Strength Testing.* In evaluating ground vehicles, early testing should verify intrinsic strength. This implies operation with maximum anticipated loading, including trailed loads at maximum speeds and over worst-case grades, secondary roads and cross-country conditions for which the vehicle was developed or procured. This test is intended to identify deficient areas of design, not to break the machinery.
 - *Component Compatibility.* Component compatibility should be checked through the duration of the test sequence.
 - *Human Interface.* Critiques of good and bad features of the vehicle should be made early in the

25.2.5.3 Engineering Development Model

- *Pilot and Dry-Run Tests.* A scheduled series of tests should be preceded by a dry run, which verifies that the desired data will be obtained.
- *Comparison Testing.* The test program should include a detailed comparison of the characteristics

prototype stage while adequate time remains to make any indicated changes.

- *Serviceability Testing.* Ground vehicles should be tested and evaluated to determine the relative ease of serviceability, particularly with high-frequency operations.
- *Experienced User Critique.* Ground vehicle user opinions should be obtained early in the development program.
- *Troubleshooting During Tests.* Provisions should be made to identify subsystem failure causes. Subsystems may exhibit failures during testing. Adequate provisions should be made to permit troubleshooting and identification of defective components and inadequate design.

25.2.5.4 Production (LRIP, Full Rate), Deployment and Operational Support

- *Planning the IOT&E.* The IOT&E should be planned to be cost-effective and provide meaningful results.
- *Performance and Reliability Testing.* The production first-article testing should verify the performance of the vehicle system and determine the degradation, failure modes, and failure rates.
- *Lead-the-Fleet Testing.* At least one production prototype or initial production model vehicle should be allocated to intensive testing to accumulate high operating time in a short period.
- *User Evaluation.* User-reported shortcomings should be followed up to determine problem areas requiring correction. Fixes should be evaluated during an FOT&E.

APPENDICES

APPENDIX A

ACRONYMS AND THEIR MEANINGS

AAA	Army Audit Agency
AAE	Army Acquisition Executive
AAH	Advanced Attack Helicopter
ACAT	Acquisition Category
ACM	Advanced Cruise Missile
ACTD	Advanced Concept Technology Demonstration
ADA	Acquisition Decision Authority
ADATS	Army Development and Acquisition of Threat Simulators
ADM	Acquisition Decision Memorandum
AEC	Army Evaluation Center
AFB	Air Force Base
AFEWES	Air Force Electronic Warfare Evaluation Simulator
AFMC	Air Force Materiel Command
AFOTEC	Air Force Operational Test and Evaluation Center
AFR	Air Force Regulation
AF/TE	Air Force/Test and Evaluation Office
AIS	Automated Information System
ALCM	Air Launch Cruise Missile
AMC	Army Materiel Command
AMARC	Army Materiel Acquisition Review Committee
AMSAA	Army Material Systems Analysis Agency
AMSDL	Acquisition Management System and Data Requirements Control List
Ao	Operational Availability
AOA	Analysis of Alternatives
APB	Acquisition Program Baseline
ARL	Army Research Laboratory
ASAF(A)	Assistant Secretary of the Air Force (Acquisition)

ASA/RDA	Assistant Secretary of the Army (Research, Development and Acquisition)
ASD (PAE)	Assistant Secretary of Defense (Program Analysis and Evaluation)
ASN (RD&A)	Assistant Secretary of the Navy (Research, Development and Acquisition)
ASN/RE&S	Assistant Secretary of the Navy/Research, Engineering and Science
ASR	Alternative Systems Review
ATD	Advanced Technology Demonstration
ATE	Automatic Test Equipment
ATEC	Army Test and Evaluation Command
AWACS	Airborne Warning and Control System
BA	Budget Activity; Budget Authority
BIS	Board of Inspection and Survey
BIT	Built-in Test
BITE	Built-in Test Equipment
BLRIP	Beyond Low Rate Initial Production Report
BMDO	Ballistic Missile Defense Organization
BoD	Board of Directors
BoOD	Board of Operating Directors
C²	Command and Control
C³	Command, Control and Communications
C³I	Command, Control, Communications, Intelligence
C⁴I	Command, Control, Communications, Computers and Intelligence
C⁴ISR	Command, Control, Communications, Computers, Intelligence, Surveillance, and Reconnaissance
C&TD	Concept and Technology Development
CAD	Concept Advanced Development; Computer Aided Design
CAE	Component Acquisition Executive; Computer Aided Engineering
CAIV	Cost as an Independent Variable
CAM	Computer Aided Manufacturing
CDR	Critical Design Review
CDRL	Contract Data Requirements List
CDS	Congressional Data Sheets

CE	Concept Exploration; Continuous Evaluation
CEP	Circle Error Probability
CG MCSC	Commanding General, Marine Corps Systems Command
CI	Configuration Item
CII	Compatibility Integration and Interoperability
CINC	Fleet Commander in Chief
CIO	Chief Information Officer
CJCSI	Chairman of the Joint Chiefs of Staff Instruction
CLIN	Contract Line Item Number
CNO	Chief of Naval Operations
CNP	Candidate Nomination Proposal
COEA	Cost and Operational Effectiveness Analysis
COI	Critical Operational Issue
COIC	Critical Operational Issues and Criteria
COMOPTEVFOR	Commander, Operational Test and Evaluation Force (Navy)
CPS	Competitive Prototyping Strategy
CRD	Capstone Requirements Document
CSC	Computer Software Component
CSCI	Computer Software Configuration Item
CSTA	Combined Systems Test Activity
CSU	Computer Software Unit
CTEIP	Central Test and Evaluation Investment Program
CTP	Critical Technical Parameter
DA	Developing Agency (Navy); Department of the Army
DAB	Defense Acquisition Board
DAE	Defense Acquisition Executive
DAG	Data Authentication Group
DBDD	Data Base Design Document
DCMA	Defense Contract Management Agency
DCP	Decision Coordination Paper
DCSOPS	Deputy Chief of Staff for Operations and Plans

DCS/R&D	Deputy Chief of Staff for Research and Development
DDDR&E	Deputy Director Defense Research and Engineering
DIA	Defense Intelligence Agency
DID	Data Item Description
DLT	Design Limit Test
DMSO	Defense Modeling and Simulation Office
DNA	Defense Nuclear Agency
DoD	Department of Defense
DoDD	Department of Defense Directive
DoDI	Department of Defense Instruction
DOE	Department of Energy
DOT&E	Director, Operational Test and Evaluation
DPESO	Department of Defense Product Engineering Services Office
DPML	Deputy Program Manager, Logistics
DPRO	Defense Plant Representative Office
DRB	Defense Resources Board
DSARC	Defense Systems Acquisition Review Council (now Defense Acquisition Board)
DSB	Defense Science Board
DT	Development Test
DTC	Developmental Test Command (Army)
DT&E	Development Test and Evaluation
DTIC	Defense Technical Information Center
DTTSG	Defense Test and Training Steering Group
DUSA(OR)	Deputy Under Secretary of the Army (Operations Research)
DVAL	Data Link Vulnerability Analysis
EA	Evolutionary Acquisition
EC	Electronic Combat
ECCM	Electronic Counter-Countermeasures
ECM	Electronic Countermeasures
ECP	Engineering Change Proposal
ECR	Engineering Change Review

EDM	Engineering Development Model
EDT	Engineering Design Test
EMD	Engineering and Manufacturing Development
EMI	Electromagnetic Interference
EMP	Electromagnetic Pulse
EOA	Early Operational Assessment
ERAM	Extended Range Anti-armor Munitions
ESM	Electronic Support Measures
ESS	Environmental Stress Screening
EW	Electronic Warfare
FAADS	Forward Area Air Defense System
FACA	Federal Advisory Committee Act
FAR	Federal Acquisition Regulation
FAT	First Article Testing
FCA	Functional Configuration Audit
FCT	Foreign Comparative Test
FDT&E	Force Development Tests and Experimentation
FFBD	Functional Flow Block Diagram
FOC	Full Operational Capability
FORSCOM	Forces Command (Army)
FOT&E	Follow-on Operational Test and Evaluation
FQR	Formal Qualification Review
FRPDR	Full Rate Production Design Review
FWE	Foreign Weapons Evaluation
FY	Fiscal Year
FYDP	Future Years Defense Program
FYTP	Future Years Test Program
GFE	Government-Furnished Equipment
GPMO	Government Program Management Office
HQ	Headquarters
HW	Hardware

HWCI	Hardware Configuration Item
HWIL	Hardware-in-the-Loop
ICBM	Intercontinental Ballistic Missile
ICD	Interface Control Document (or Drawing)
IDD	Interface Decision Document
IEP	Independent Evaluation Plan
IER	Independent Evaluation Report
IFFN	Identification, Friend, Foe, Neutral
IFPP	Information for Proposal Preparation
ILS	Integrated Logistics Support
ILSMT	Integrate Logistics Support Management Team
ILSP	Integrated Logistics Support Plan
IOC	Initial Operating Capability
IOT&E	Initial Operational Test and Evaluation
IPPD	Integrated Product and Process Development
IPS	Integrated Program Summary
IPT	Integrated Product Team
IRA	Industrial Resource Analysis
IRS	Interface Requirements Specification
ISR	Intelligence, Surveillance and Reconnaissance
ITEA	International Test and Evaluation Association
ITP	Integrated Test Plan
ITOP	International Test Operations Procedures
IV&V	Independent Verification and Validation
JCG(T&E)	Joint Commanders Group (Test and Evaluation)
JDT	Joint Development Test
JITC	Joint Interoperability Test Command
JLF	Joint Live Fire
JORD	Joint Operational Requirements Document
JOT	Joint Operational Test
JPO	Joint Program Office

JRD	Joint Requirements Document
JROC	Joint Requirements Oversight Council
JT&E	Joint Test and Evaluation
JTC³A	Joint Tactical Command, Control and Communications Agency
KPP	Key Performance Parameters
Kr	Contractor
LFT	Live Fire Test
LFT&E	Live Fire Test and Evaluation
LRIP	Low Rate Initial Production
LS	Logistics Support
LSA	Logistics Support Analysis
MAA	Mission Area Analysis
MAIS	Major Automated Information System
MAJCOM	Major Commands
MARSYSCOM	Marine Corps Systems Command
MCCR	Mission Critical Computer Resources
MCOTEA	Marine Corps Operational Test and Evaluation Agency
MCSC	Marine Corps Systems Command
MDA	Milestone Decision Authority
MDAP	Major Defense Acquisition Program
MIL-HDBK	Military Handbook
MIL-SPEC	Military Specification
MIL-STD	Military Standard
MMOU	Multinational Memorandum of Understanding
MNS	Mission Needs Statement
MOA	Memorandum of Agreement
MOE	Measure of Effectiveness
MOP	Measure of Performance
MOS	Measure of Suitability
MOT&E	Multi-Service Operational Test and Evaluation
MOU	Memorandum of Understanding

MPE	Military Preliminary Evaluation
MRTFB	Major Range and Test Facility Base
MS	Milestone
MTBF	Mean Time Between Failure
MTTR	Mean Time To Repair
NAPMA	North Atlantic Program Management Agency
NASA	National Aeronautics and Space Administration
NAVAIR	Naval Air Systems Command
NAVSEA	Naval Sea Systems Command
NAWC	Naval Air Warfare Center
NBC	Nuclear, Biological, and Chemical
NBCC	Nuclear, Biological, and Chemical Contamination
NDCP	Navy Decision Coordinating Paper
NDI	Nondevelopmental Item
NEPA	National Environmental Policy Act
NH&S	Nuclear Hardness and Survivability
NSIAD	National Security and International Affairs Division
O&M	Operations and Maintenance
O&S	Operations and Support
OA	Operational Assessment
ODTSE&E	Office of Developmental Test, Systems Engineering and Evaluation
OIPT	Overarching Integrated Product Team
OJCS	Office of the Joint Chiefs of Staff
OMB	Office of Management and Budget
OPEVAL	Operational Evaluation
OPNAV	Operational Navy
OPNAVIST	Operational Navy Instruction
OPSEC	Operations Security
OPTEVFOR	Operational Test and Evaluation Force
ORD	Operational Requirement Document
ORMAS/TE	Operational Resource Management Assessment Systems for Test and Evaluation

OSD	Office of the Secretary of Defense
OT&E	Operational Test and Evaluation
OT	Operational Test
OTA	Operational Test Agency
OTC	Operational Test Command
OTD	Operational Test Director
OTEA	Operational Test and Evaluation Agency
OTO	Operational Test Organization
OTP	Outline Test Plan
OTRR	Operational Test Readiness Review
P³I	Preplanned Product Improvements
PAT&E	Production Acceptance Test and Evaluation
PCA	Physical Configuration Audit
PCO	Primary Contracting Officer
PDR	Preliminary Design Review
PDRR	Program Definition and Risk Reduction
PDSS	Post-Deployment Software Support
PDUSD AT&L	Principle Deputy Under Secretary of Defense for Acquisition, Technology and Logistics
PE	Program Element
PEO	Program Executive Officer
PEP	Producibility Engineering and Planning
PF/DOS	Production, Fielding/Deployment, and Operational Command
PI	Product Improvement
Pk	Probability of Kill
PM	Program Manager
PMO	Program Management Office
PO	Program Office, Purchase Order
POM	Program Objectives Memorandum
PPBS	Planning, Programming and Budgeting System
PPQT	Pre-production Qualification Tests

PQT	Production Qualification Test
PRAT	Production Reliability Acceptance Test
PRESINSURV	President of the Boards of Inspection and Survey
PRR	Production Readiness Review
QA	Quality Assurance
QOT&E	Qualification Operational Test and Evaluation
R&D	Research and Development
R&E	Research and Engineering
R&M	Reliability and Maintainability
RAM	Reliability, Availability and Maintainability
RAS	Requirements Allocations Sheet
RCS	Radar Cross Section
RDT	Reliability Development Testing
RDT&E	Research, Development, Test and Evaluation
REDCAP	Real-Time Electromagnetic Digitally Controlled Analyzer and Processor
RF	Radio Frequency
RFP	Request for Proposal
RGT	Reliability Growth Test
RM	Resource Manager
RQT	Reliability Qualification Test
RSI	Rationalization, Standardization and Interoperability
RVAN	Radio Vulnerability Analysis
SAR	Selected Acquisition Report
SDD	Software Design Document
SD&D	System Development and Demonstration
SDI	Strategic Defense Initiative
SDP	Software Development Plan
SDR	System Design Paper
SECARMY	Secretary of the Army
SECDEF	Secretary of Defense
SECNAV	Secretary of the Navy

SEF	Stability Enhancement Function
SEMP	System Engineering Management Plan
SEMS	System Engineering Management Schedule
SFR	Systems Functional Review
SIL	Software Integration Laboratory
SIS	Stall Inhibit System
SON	Statement of Operational Need
SOP	Standard Operating Procedure
SOW	Statement of Work
SPAWAR	Space and Warfare
SPEC	Specification
SPO	System Program Office
SRR	Systems Requirements Review
SRS	Software Requirement Specification
SSD	Segment Design Document
SSR	Software Specification Review
STA	System Threat Assessment
STEP	Simulation, Test and Evaluation Process
STP	Software Test Plan
STRICOM	Simulation, Training and Instrumentation Command (Army)
S&TS	Strategic and Tactical Systems
SQA	Software Quality Assurance
SVR	System Verification Review
SW	Software
SWIL	Software-in-the-Loop
T&E	Test and Evaluation
TAAF	Test, Analyze and Fix
TADS	Theater Air Defense System; Target Acquisition Designation System
TAFT	Test, Analyze, Fix and Test
TEAM	Test, Evaluation, Analysis, and Modeling
TEC	Test and Evaluation Committee

TECG	Test and Evaluation Coordinating Group
TECHEVAL	Technical Evaluation (Navy Term)
TECOM CG	Test and Evaluation Command Commanding General (Army)
TEMA	Test and Evaluation Management Agency
TEMP	Test and Evaluation Master Plan
TEP	Test and Evaluation Plan
TERC	Test and Evaluation Resources Committee
TEXCOM	Test and Experimentation Command
TIRIC	Training Instrumentation Resource Investment Committee
TIWG	Test Integrated Working Group
TLS	Time Line Sheet
TM	Technical Manual; Test Manager
TMC	Test Management Council
TPO	Test Program Outline
TPM	Technical Performance Measurement
TPP	Technical Performance Parameter
TPWG	Test Planning Working Group
TR	Test Report
TRADOC	Training and Doctrine Command
TRIMS	Test Resource Information Management System
TRMS	Training and Doctrine Command Resource Management System
TRP	Test Resources Plan
TRR	Test Readiness Review
TRS	Test Requirements Sheet
TSARC	Test Schedule and Review Committee
UNK(S)	Unknown(s)
USAFE/DOQ	U.S. Air Force-Europe/Directorate of Operations-Operations
USC	United States Code
USD(AT&L)	Under Secretary of Defense (Acquisition, Technology and Logistics)
WBS	Work Breakdown Structure
WIPT	Working-Level Integrated Product Team

WSMR White Sands Missile Range

APPENDIX B

DOD GLOSSARY OF TEST TERMINOLOGY

ACCEPTANCE TRIALS — Trials and material inspections conducted while the ship is underway by the trial board (Insure). Ships constructed in a private shipyard are evaluated to determine their suitability for acceptance.

ACQUISITION — The conceptualization, initiation, design, development, test, contracting, production, deployment, logistic support (LS), modification, and disposal of weapons and other systems, supplies, or services (including construction) to satisfy DoD needs, intended for use in, or in support of, military missions.

ACQUISITION CATEGORY (ACAT) — ACAT I programs are Major Defense Acquisition Programs (MDAPs). An MDAP is defined as a program that is not highly classified. It is designated by the Under Secretary of Defense (Acquisition, Technology & Logistics) (USD(AT&L)) as an MDAP; or it is estimated by USD(AT&L) to require eventual total expenditures for research, development, test and evaluation (RDT&E) of more than \$365 million fiscal year (FY) 2000 constant dollars; or for procurement, RDT&E of more than \$2.190 billion in FY 2000 constant dollars.

- * 1. ACAT ID for which the Milestone Decision Authority (MDA) is USD(AT&L). The “D” refers to the Defense Acquisition Board (DAB), which advises the USD(AT&L) at major decision points.
- 2. ACAT IC for which the MDA is the DoD Component Head or, if delegated, the DoD Component Acquisition Executive (CAE). The “C” refers to Component.

The USD(A&T) designates programs as ACAT ID or ACAT IC.

ACAT IA programs are Major Automated Information Systems (MAISs). A MAIS is any program designated by the Assistant Secretary of Defense for Command, Control, Communications, and Intelligence (ASD(C³I)) as a MAIS or is estimated to require program costs for any single year in excess of \$32 million in FY 2000 constant dollars, total program in excess of \$126 million in FY 2000 constant dollars, or total life cycle costs in excess of \$378 million FY 2000 constant dollars.

MAISs do not include highly sensitive classified programs or tactical communications systems.

ACAT II program is a major system that is a combination of elements that function together to produce the capabilities required to fulfill a mission need, excluding construction or other improvements to real property. It is estimated by the DoD Component Head to require eventual total expenditure for RDT&E of more than \$140 million in FY 2000 constant dollars, or procurement of more than \$660 million in FY 2000 constant dollars, or is designated as major by the DoD Component head.

ACAT III programs are defined as those acquisition programs that do not meet the criteria for an ACAT I, an ACAT IA, or an ACAT II. The MDA is designated by the CAE and shall be at the lowest appropriate level. This category includes less-than-major AISs.

ACQUISITION DECISION MEMORANDUM (ADM) — A memorandum signed by the MDA that documents decisions made as the result of a milestone decision review or in-process review.

ACQUISITION LIFE CYCLE — The life of an acquisition program consists of phases, each preceded by a milestone or other decision point, during which a system goes through RDT&E, and production. Currently, the four phases are: (1) Concept Exploration (CE) (Phase 0); Program Definition and Risk Reduction (PDRR) (Phase I); (3) Engineering and Manufacturing Development (EMD) (Phase II); and (4) Production, Fielding/Deployment, and Operational Support (PF/DOS) (Phase III).

ACQUISITION PHASE — All the tasks and activities needed to bring a program to the next major milestone occur during an acquisition phase. Phases provide a logical means of progressively translating broadly-stated mission needs into well-defined system-specific requirements — and ultimately into operationally effective, suitable, and survivable systems.

ACQUISITION PROGRAM BASELINE (APB) — A document that contains the most important cost, schedule, and performance parameters (both objectives and thresholds) for the program. It is approved by the MDA, and signed by the program manager (PM) and his/her direct chain of supervision, e.g., for ACAT ID programs it is signed by the PM, program executive officer (PEO), component acquisition executive (CAE), and defense acquisition executive (DAE).

ACQUISITION STRATEGY — A business and technical management approach designed to achieve program objectives within the resource constraints imposed. It is the framework for planning, directing, contracting for, and managing a program. It provides a master schedule for research, development, test, production, fielding, modification, post-production management, and other activities essential for program success. Acquisition strategy is the basis for formulating functional plans and strategies (e.g., Test and Evaluation Master Plan (TEMP), acquisition plan (AP), competition, prototyping, etc.).

ACQUISITION RISK — See Risk.

ADVANCED CONCEPT TECHNOLOGY DEMONSTRATION (ACTD) — Shall be used to determine military utility of proven technology and to develop the concept of operations that will optimize effectiveness. ACTDs themselves are not acquisition programs, although they are designed to provide a residual, usable capability upon completion. Funding is programmed to support 2 years in the field. ACTDs are funded with 6.3a (Advanced Technology Development (ATD)) funds.

ADVANCED TECHNOLOGY DEVELOPMENT (Budget Category 6.3) — Projects within the 6.3a (advanced technology development) program which are used to demonstrate the maturity and potential of advanced technologies for enhanced military operational capability or cost effectiveness. It is intended to reduce technical risks and uncertainties at the relatively low costs of informal processes.

AGENCY COMPONENT — A major organizational subdivision of an agency. For example, the Army, Navy, Air Force and Defense Supply Agency are agency components of the Department of Defense.

The Federal Aviation, Urban Mass Transportation and the Federal Highway Administrations are agency components of the Department of Transportation.

ANALYSIS OF ALTERNATIVES (AOA) — An analysis of the estimated costs and operational effectiveness of alternative materiel systems to meet a mission need and the associated program for acquiring each alternative. Formerly known as Cost and Operational Effectiveness Analysis (COEA).

AUTOMATED INFORMATION SYSTEM (AIS) — A combination of computer hardware and software, data, or telecommunications, that performs functions such as collecting, processing, transmitting, and displaying information. Excluded are computer resources, both hardware and software, that are physically part of, dedicated to, or essential in real time to the mission performance of weapon systems.

AUTOMATIC TEST EQUIPMENT (ATE) — Equipment designed to automatically conduct analysis of functional or static parameters, to evaluate the degree of performance degradation, and to perform fault isolation of unit malfunctions.

BASELINE — Defined quantity or quality used as starting point for subsequent efforts and progress measurement that can be a technical cost or schedule baseline.

BRASSBOARD CONFIGURATION — An experimental device (or group of devices) used to determine feasibility and to develop technical and operational data. It will normally be a model, sufficiently hardened for use outside of laboratory environments, to demonstrate the technical and operational principles of immediate interest. It may resemble the end item, but is not intended for use as the end item.

BREADBOARD CONFIGURATION — An experimental device (or group of devices) used to determine feasibility, and to develop technical data. It will normally be configured only for laboratory use to demonstrate the technical principles of immediate interest. It may not resemble the end item, and is not intended for use as the projected end item.

CAPSTONE TEST AND EVALUATION MASTER PLAN (TEMP) — A TEMP which addresses the testing and evaluation of a program consisting of a collection of individual systems that function collectively. Individual system-unique content requirements are addressed in an annex to the basic Capstone TEMP.

CERTIFICATION FOR INITIAL OPERATIONAL TEST AND EVALUATION (IOT&E) — A service process undertaken in the advanced stages of system development, normally during low rate initial production, resulting in the announcement of a system's readiness to undergo IOT&E. The process varies with each Service.

COMPETITIVE PROTOTYPING STRATEGY (CPS) — Prototype competition between two or more contractors in a comparative side-by-side test.

CONCEPT EVALUATION PROGRAM (CEP) — A specifically-funded Army innovative testing program. The CEPs provide commanders and combat developers a quick reaction and simplified process to resolve combat development, doctrinal and training issues. In addition, CEPs solidify combat

development requirements and support early milestone decisions. Also, the CEP is used to provide an experimental database for requirements documents and to expedite the materiel acquisition process; however, CEPs are not to be used as the primary tests to support decision review production decisions. The CEP may be conducted at any time to support the concept evaluation (CE) process. Issues satisfied during the conduct of a CEP need not be examined during formal operational test (OT) to minimize testing. Data from CEPs may be used as another source for preparation of the independent evaluation report (IER).

CONCURRENCY — Part of an acquisition strategy which would combine or overlap life cycle phases (such as EMD and production), or activities (such as development and operational testing).

CONTINGENCY TESTING — Additional testing required to support a decision to commit added resources to a program, when significant test objectives have not been met during planned tests.

CONTINUOUS EVALUATION (CE) — A continuous process, extending from concept definition through deployment, that evaluates the operational effectiveness and suitability of a system by analysis of all available data.

COMBAT SYSTEM — The equipment, computer programs, people and documentation organic to the accomplishment of the mission of an aircraft, surface ship or submarine. It excludes the structure, material, propulsion, power and auxiliary equipment, transmissions and propulsion, fuels and control systems, and silencing inherent in the construction and operation of aircraft, surface ships, and submarines.

CONFIGURATION MANAGEMENT — The technical and administrative direction and surveillance actions taken to identify and document the functional and physical characteristics of a configuration item (CI), to control changes to a CI and its characteristics, and to record and report change processing and implementation status. It provides a complete audit trail of decisions and design modifications.

CONTRACT — An agreement between two or more legally competent parties, in the proper form, on a legal subject matter or purpose and for legal consideration.

CONTRACTOR LOGISTICS SUPPORT — The performance of maintenance and/or material management functions for a DoD system by a commercial activity. Historically done on an interim basis until systems support could be transitioned to a DoD organic capability. Current policy now allows for the provision of system support by contractors on a long-term basis. Also called Long-Term Contractor Logistics Support.

COOPERATIVE PROGRAMS — Programs that comprise one or more specific cooperative projects whose arrangements are defined in a written agreement between the parties, and conducted in the following general areas:

1. Research, development, testing, and evaluation (RDT&E) of defense articles (including cooperative upgrade or other modification of a U.S.-developed system), joint production (including follow-on support) of a defense article that was developed by one or more of the participants, and procurement by the United States of a foreign defense article (including software), technology (including

manufacturing rights), or service (including logistics support) that are implemented under Title 22 U.S.C. §2767, Reference (c), to promote the rationalization, standardization, and interoperability (RSI) of NATO armed forces or to enhance the ongoing efforts of non-NATO countries to improve their conventional defense capabilities.

2. Cooperative research and development program (R&D) with NATO and major non-NATO allies implemented under Title 10 U.S.C. §2350a, to improve the conventional defense capabilities of NATO and enhance rationalization, standardization, and interoperability (RSI).
3. Data, information, and personnel exchange activities conducted under approved DoD programs.
4. Testing and evaluation (T&E) of conventional defense equipment, munitions, and technologies developed by allied and friendly nations to meet valid existing U.S. military requirements.

COST AS AN INDEPENDENT VARIABLE (CAIV) — Methodologies used to acquire and operate affordable DoD systems by setting aggressive, achievable life cycle cost objectives, and managing achievement of these objectives by trading off performance and schedule, as necessary. Cost objectives balance mission needs with projected out-year resources, taking into account anticipated process improvements in both DoD and industry. CAIV has brought attention to the government's responsibilities for setting/adjusting life-cycle cost objectives and for evaluating requirements in terms of overall cost consequences.

CRITICAL ISSUES — Those aspects of a system's capability (either operational, technical, or other) that must be questioned before a system's overall suitability can be known. Critical issues are of primary importance to the decision authority in reaching a decision to allow the system to advance into the next phase of development.

CRITICAL OPERATIONAL ISSUE (COI) — Operational effectiveness and operational suitability issues (not parameters, objectives, or thresholds) that must be examined in operational test and evaluation (OT&E) to determine the system's capability to perform its mission. A COI is normally phrased as a question that must be answered in order to properly evaluate operational effectiveness (e.g., "Will the system detect the threat in a combat environment at adequate range to allow successful engagement?") or operational suitability (e.g., "Will the system be safe to operate in a combat environment?").

DATA SYSTEM — Combinations of personnel efforts, forms, formats, instructions, procedures, data elements and related data codes, communications facilities and automatic data processing equipment that provide an organized and interconnected means, either automated, manual, or a mixture of these for recording, collecting, processing, and communicating data.

DEFENSE ACQUISITION EXECUTIVE (DAE) — The individual responsible for all acquisition matters within the DoD. (See DoDD 5000.1.)

DEPARTMENT OF DEFENSE ACQUISITION SYSTEM — A single, uniform system whereby all equipment, facilities, and services are planned, designed, developed, acquired, maintained, and disposed of within the DoD. The system encompasses establishing and enforcing policies and practices that govern acquisitions, to include: documenting mission needs and establishing performance goals and

baselines; determining and prioritizing resource requirements for acquisition programs; planning and executing acquisition programs; directing and controlling the acquisition review process; developing and assessing logistics implications; contracting; monitoring the execution status of approved programs; and reporting to the Congress.

DESIGNATED ACQUISITION PROGRAM — Program designated by the Director, Operational Test and Evaluation or the Deputy Director, Developmental Test and Evaluation (S&TS) for OSD oversight of T&E.

DEVELOPING AGENCY (DA) — The Systems Command or Chief of Naval Operations (CNO)-designated project manager assigned responsibility for the development, T&E of a weapon system, subsystem, or item of equipment.

DEVELOPMENT TEST AND EVALUATION (DT&E) — T&E conducted throughout the life cycle to identify potential operational and technological capabilities and limitations of the alternative concepts and design options being pursued; support the identification of cost-performance tradeoffs by providing analyses of the capabilities and limitations of alternatives; support the identification and description of design technical risks; assess progress toward meeting critical operational issues (CIOs), mitigation of acquisition technical risk, achievement of manufacturing process requirements and system maturity; assess validity of assumptions and conclusions from the AOA; provide data and analysis in support of the decision to certify the system ready for operational test and evaluation (OT&E); and in the case of AISs, support an information systems security certification prior to processing classified or sensitive data, and ensure a standards conformance certification.

EARLY OPERATIONAL ASSESSMENT (EOA) — An operational assessment conducted prior to, or in support of, prototype testing.

EFFECTIVENESS — The extent to which the goals of the system are attained, or the degree to which a system can be elected to achieve a set of specific mission requirements.

ENGINEERING CHANGE PROPOSAL (ECP) — A proposal to the responsible authority recommending that a change to an original item of equipment be considered, and the design or engineering change be incorporated into the article to modify, add to, delete, or supersede original parts.

ENGINEERING DEVELOPMENT — The RDT&E funding category that includes development programs being engineered for Service use but not yet approved for procurement or operation. Budget Category 6.4 includes those projects in full-scale development of Service use; but they have not yet received approval for production, or had production funds included in the DoD budget submission for the budget or subsequent fiscal year.

EVALUATION CRITERIA — Standards by which achievement of required technical and operational effectiveness/suitability characteristics or resolution of technical or operational issues may be evaluated. Evaluation criteria should include quantitative thresholds for the initial operating capability (IOC) system. If parameter maturity grows beyond IOC, intermediate evaluation criteria, appropriately time-lined, must also be provided.

FIRST ARTICLE — First article includes pre-production models, initial production samples, test samples, first lots, pilot models, and pilot lots; and approval involves testing and evaluating the first article for conformance with specified contract requirements before or in the initial stage of production under a contract.

FIRST ARTICLE TESTING (FAT) — Production testing that is planned, conducted, and monitored by the materiel developer. FAT includes pre-production and initial production testing conducted to ensure that the contractor can furnish a product that meets the established technical criteria.

FOLLOW-ON OPERATIONAL TEST AND EVALUATION (FOT&E) — Test and evaluation that may be necessary after system deployment to refine the estimates made during OT&E, to evaluate changes and to re-evaluate the system to ensure it continues to meet operational needs and retains its effectiveness in a new environment or against a new threat.

FOLLOW-ON PRODUCTION TEST — A technical test conducted subsequent to a full production decision on initial production and mass production models to determine production conformance for quality assurance purposes. Program funding category – Procurement.

FOREIGN COMPARATIVE TESTING (FCT) — A DoD T&E program that is prescribed in Title 10 U.S.C. §2350a(g), and is centrally managed by the Director, Foreign Comparative Test (S&TS). It provides funding for U.S. T&E of selected equipment items and technologies developed by allied countries when such items and technologies are identified as having good potential to satisfy valid DoD requirements.

FUTURE-YEAR DEFENSE PROGRAM (FYDP) — (Formerly the Five Year Defense Program). The official DoD document which summarizes forces and resources associated with programs approved by the Secretary of Defense (SECDEF). Its three parts are: (1) the organizations affected; (2) appropriations accounts — RDT&E; operations and maintenance (O&M), etc.); and (3) the 11 major force programs (strategic forces, airlift/sealift, R&D, etc.). R&D is Program 06. Under the current planning, programming, and budgeting system (PPBS) cycle, the FYDP is updated when the services submit their program objective memorandum's (POM's) to the Office of the Secretary of Defense (OSD) (May/June), when the services submit their budgets to OSD (Sept), and when the President submits the national budget to the Congress (Feb). The primary data element in the FYDP is the Program Element (PE).

HARMONIZATION — Refers to the process, or results, of adjusting differences or inconsistencies in the qualitative basic military requirements of the United States, its allies, and other friendly countries. It implies that significant features will be brought into line so as to make possible substantial gains in terms of the overall objectives of cooperation (e.g., enhanced utilization of resources, standardization, and compatibility of equipment). It implies especially that comparatively minor differences in "requirements" should not be permitted to serve as a basis for the support of slightly different, duplicative programs and projects.

HUMAN SYSTEMS INTEGRATION — A disciplined, unified, and interactive approach to integrate human considerations into system design to improve total system performance and reduce costs of ownership. The major categories of human considerations are manpower, personnel, training, human factors engineering, safety, and health.

INDEPENDENT EVALUATION REPORT — A report that provides an assessment of item or system operational effectiveness and operational suitability versus critical issues as well as the adequacy of testing to that point in the development of an item or system.

INDEPENDENT OPERATIONAL TEST AGENCY — The Army Operational Test Command (ATEC), the Navy Operational Test and Evaluation Force, the Air Force Operational Test and Evaluation Center, the Marine Corps Operational Test and Evaluation Agency, and for the Defense Information Systems Agency – the Joint Interoperability Test Command (JITC).

INDEPENDENT VERIFICATION AND VALIDATION (IV&V) — An independent review of the software product for functional effectiveness and technical sufficiency.

INITIAL OPERATIONAL CAPABILITY (IOC) — The first attainment of the capability to employ effectively a weapon, item of equipment, or system of approved specific characteristics with the appropriate number, type, and mix of trained and equipped personnel necessary to operate, maintain, and support the system. It is usually defined in the operational requirements document (ORD).

INITIAL OPERATIONAL TEST AND EVALUATION (IOT&E) — Operational test and evaluation conducted on production, or production representative articles, to determine whether systems are operationally effective and suitable for intended use by representative users to support the decision to proceed beyond low rate initial production (LRIP).

IN-PROCESS REVIEW — Review of a project or program at critical points to evaluate status and make recommendations to the decision authority.

INSPECTION — Visual examination of the item (hardware and software) and associated descriptive documentation which compares appropriate characteristics with predetermined standards to determine conformance to requirements without the use of special laboratory equipment or procedures.

INTEGRATED PRODUCT AND PROCESS DEVELOPMENT (IPPD) — A management technique that simultaneously integrates all essential acquisition activities through the use of multidisciplinary teams to optimize the design, manufacturing, and supportability processes. IPPD facilitates meeting cost and performance objectives from product concept through production, including field support. One of the key IPPD tenets is multidisciplinary teamwork through Integrated Product Teams (IPTs).

INTEGRATED PRODUCT TEAM (IPT) — Team composed of representatives from all appropriate functional disciplines working together to build successful programs, identify and resolve issues, and make sound and timely recommendations to facilitate decision making. There are three types of IPTs: overarching IPTs (OIPTs) focus on strategic guidance, program assessment, and issue resolution; working IPTs (WIPTs) identify and resolve program issues, determine program status, and seek opportunities for acquisition reform; and program-level IPTs focus on program execution and may include representatives from both government and, after contract award, industry.

INTEROPERABILITY — The ability of systems, units, or forces to provide services to or accept services from other systems, units, or forces and to use the services so exchanged to operate effectively together. The conditions achieved among communications-electronics systems or items of

communications-electronics equipment when information or services can be exchanged directly and satisfactorily between them and/or their users. Designated a Key Performance Parameter by Joint Chiefs of Staff.

ISSUES — Any aspect of the system's capability, either operational, technical or other, that must be questioned before the system's overall military utility can be known. Operational issues are issues that must be evaluated considering the soldier and the machine as an entity to estimate the operational effectiveness and operational suitability of the system in its complete user environment.

JOINT DEVELOPMENT TESTS (JDTs) — The JDTs provide information on intra-Service systems or equipment requirements, performance or interoperability; on technical concepts, requirements or improvements; and on the improvement or development of testing methodologies or resources.

JOINT OPERATIONAL TESTS (JOTs) — The JOTs use actual fielded equipment, simulators or surrogate equipment in an exercise or operational environment to obtain data pertinent to inter-Service operational doctrine, tactics and procedures.

KEY PERFORMANCE PARAMETERS (KPPs) — Those capabilities or characteristics so significant that failure to meet the threshold can cause the concept or system selected to be reevaluated or the program to be reassessed or terminated.

LIVE FIRE TEST AND EVALUATION (LFT&E) — A test process (defined in Title 10 U.S.C. §2366) that must be conducted on an ACAT I or II program. That is a covered system, major munition program, missile program, or product improvement to a covered system before it can proceed beyond LRIP. A covered system is any vehicle, weapon platform, or conventional weapon system that includes features designed to provide some degree of protection to the user in combat, a major munition program, or missile program.

LIVE FIRE TEST AND EVALUATION REPORT — Report prepared by the Director, Operational Test and Evaluation (DOT&E) on survivability and lethality testing. Submitted to the Congress for covered systems prior to the decision to proceed beyond LRIP.

LETHALITY — The probability that weapon effects will destroy the target or render it neutral.

LIFE-CYCLE COST — The total cost to the government for the development, acquisition, operation, and logistic support of a system or set of forces over a defined life span.

LOGISTICS SUPPORTABILITY — The degree of ease to which system design characteristics and planned logistics resources (including the logistics support (LS) elements) allow for the meeting of system availability and wartime usage requirements.

LONG LEAD ITEMS — Those components of a system or piece of equipment that take the longest time to procure and, therefore, may require an early commitment of funds in order to meet acquisition program schedules.

LOT ACCEPTANCE — This test is based on a sampling procedure to ensure that the product retains its quality. No acceptance or installation should be permitted until this test for the lot has been successfully completed.

LOW RATE INITIAL PRODUCTION (LRIP) — The minimum number of systems (other than ships and satellites) to provide production representative articles for OT&E, to establish an initial production base, and to permit an orderly increase in the production rate sufficient to lead to full-rate production upon successful completion of operational testing. For MDAPs, LRIP quantities in excess of 10 percent of the acquisition objective must be reported in the selected acquisition report (SAR). For ships and satellites, LRIP is the minimum quantity and rate that preserves mobilization.

MAINTAINABILITY — The ability of an item to be retained in, or restored to, a specified condition when maintenance is performed by personnel having specified skill levels, using prescribed procedures and resources, at each prescribed level of maintenance and repair. (See Mean Time To Repair (MTTR).)

MAJOR DEFENSE ACQUISITION PROGRAM (MDAP) — See “Acquisition Category.”

MAJOR SYSTEM (DoD) — See “Acquisition Category.”

MAJOR RANGE AND TEST FACILITY BASE (MRTFB) — The complex of major DoD ranges and test facilities managed according to DoD 3200.11 by the Director, Test, Systems Engineering, and Evaluation.

MEAN TIME BETWEEN FAILURE (MTBF) — For a particular interval, the total functional life of a population of an item divided by the total number of failures within the population. The definition holds for time, rounds, miles, events, or other measures of life unit. A basic technical measure of reliability.

MEAN TIME TO REPAIR (MTTR) — The total elapsed time (clock hours) for corrective maintenance divided by the total number of corrective maintenance actions during a given period of time. A basic technical measure of maintainability.

MEASURE OF EFFECTIVENESS (MOE) — A measure of operational performance success that must be closely related to the objective of the mission or operation being evaluated — for example, kills per shot, probability of kill, effective range, etc. Linkage shall exist among the various MOEs used in the AOA, ORD and T&E. In particular, the MOEs, measures of performance (MOPs), criteria in the ORD, the AOA, the TEMP and the APB shall be consistent. A meaningful MOE must be quantifiable and a measure of to what degree the real objective is achieved.

MEASURE OF PERFORMANCE (MOP) — Measure of a lower level of performance representing subsets of MOEs. Examples are speed, payload, range, time on station, frequency, or other distinctly quantifiable performance features.

MILESTONE (MS) — The point when a recommendation is made and approval sought regarding starting or continuing (proceeding to next phase) an acquisition program.

MILESTONE DECISION AUTHORITY (MDA) — The individual designated in accordance with criteria established by the USD(AT&L), or by the ASD(C³I) for AIS acquisition programs (DoD 5000.2-R (Reference C)), to approve entry of an acquisition program into the next acquisition phase.

MILITARY OPERATIONAL REQUIREMENT — The formal expression of a military need, responses to which result in development or acquisition of an item, equipment, or systems. (See Operational Requirements Document (ORD).)

MISSION AREA ANALYSIS (MAA) — The process by which warfighting deficiencies are determined, technological opportunities for increased system effectiveness and/or cost reduction are assessed, and mission needs identified.

MISSION NEED STATEMENT (MNS) — A nonsystem specific statement of operational capability need prepared in accordance with the Chairman, Joint Chiefs of Staff Memorandum of Policy (in accordance with CJCS 3170.01B) . Developed by DoD components and forwarded to the operational validation authority for validation and approval. Approved MNSs go to the MDA for a determination on whether or not to convene a Milestone A review.

MISSION RELIABILITY — The probability that a system will perform mission essential functions for a given period of time under conditions stated in the mission profile.

MODEL — A model is a representation of an actual or conceptual system that involves mathematics, logical expressions, or computer simulations that can be used to predict how the system might perform or survive under various conditions or in a range of hostile environments.

MULTI-SERVICE OPERATIONAL TEST AND EVALUATION (MOT&E) — T&E (conducted by two or more DoD components) for systems to be acquired by more than one DoD component (Joint acquisition program), or for a DoD component's systems that have interfaces with equipment of another DoD component. May be developmental testing or operational testing (Multi-Service OT&E (MOT&E)).

NONDEVELOPMENTAL ITEM (NDI) — A nondevelopmental item is any previously developed item of supply used exclusively for government purposes by a Federal Agency, a State or local government, or a foreign government with which the United States has a mutual defense cooperation agreement; any item described above that requires only minor modifications or modifications of the type customarily available in the commercial marketplace to meet the requirements of the processing department or agency.

NONMAJOR DEFENSE ACQUISITION PROGRAM — A program other than a MDAP ACAT I or a highly sensitive classified program: i.e., ACAT II and ACAT III programs.

NUCLEAR HARDNESS — A quantitative description of the resistance of a system or component to malfunction (temporary and permanent) and/or degraded performance induced by a nuclear weapon environment. Measured by resistance to physical quantities such as overpressure, peak velocities, energy absorbed, and electrical stress. Hardness, achieved by adhering to appropriate design specifications, is verified by one or more test and analysis techniques.

OBJECTIVE — The performance value desired by the user that the PM is attempting to obtain. The objective value represents an operationally meaningful, time critical, and cost effective increment above the performance threshold for each program parameter.

OPEN SYSTEMS — Acquisition of Weapons Systems. An integrated technical and business strategy that defines key interfaces for a system (or a piece of equipment under development) in accordance with those adopted by formal consensus bodies (recognized industry standards' bodies) as specifications and standards, or commonly accepted (de facto) standards (both company proprietary and non-proprietary) if they facilitate utilization of multiple suppliers.

OPERATIONAL ASSESSMENT (OA) — An evaluation of operational effectiveness and operational suitability made by an independent operational test activity, with user support (as required), on other than production systems. The focus of an OA is on significant trends noted in development efforts, programmatic voids, areas of risk, adequacy of requirements, and the ability of the program to support adequate OT. OA may be made at any time using technology demonstrators, prototypes, mock-ups, engineering development models, or simulations — but this will not substitute for the independent OT&E necessary to support full production decisions.

OPERATIONAL AVAILABILITY (Ao) — The degree (expressed in terms of 1.0 or 100 percent as the highest) to which one can expect an equipment or weapon systems to work properly when it is required. The equation is uptime over uptime plus downtime, expressed as Ao. It is the quantitative link between readiness objectives and supportability.

OPERATIONAL EFFECTIVENESS — The overall degree of mission accomplishment of a system when used by representative personnel in the planned or expected environment (e.g., natural, electronic, threat, etc.) for operational employment of the system. It considers organization, doctrine, tactics, survivability, vulnerability and threat (including countermeasures; initial nuclear weapons effects; and nuclear, biological and chemical contamination (NBCC) threats).

OPERATIONAL EVALUATION — Addresses the effectiveness and suitability of the weapons, equipment or munitions for use in combat by typical military users and the system operational issues and criteria; provides information to estimate organizational structure, personnel requirements, doctrine, training and tactics; identifies any operational deficiencies and the need for any modifications; and assesses MANPRINT (safety, health hazards, human factors, manpower and personnel) aspects of the system in a realistic operational environment.

OPERATIONAL REQUIREMENTS — “User-” or “user representative-generated” validated needs; developed to address mission area deficiencies, evolving threats, emerging technologies or weapon system cost improvements. Operational requirements form the foundation for weapon system unique specifications and contract requirements.

OPERATIONAL REQUIREMENTS DOCUMENT (ORD) — Documents the users objectives and minimum acceptable requirements for operational performance of a proposed concept or system. Format is contained in CJCS 3170.01B.

OPERATIONAL SUITABILITY — The degree to which a system can be placed satisfactorily in the field with consideration being given to availability, compatibility, transportability, interoperability, reliability, wartime usage rates, maintainability, safety, human factors, manpower supportability, logistic supportability, natural environmental effects and impacts, documentation, and training requirements.

OPERATIONAL TEST AND EVALUATION — The field test, under realistic conditions, of any item (or key component) of weapons, equipment, or munitions to determine the effectiveness and suitability of the weapons, equipment, or munitions for use in combat by typical military users; and the evaluation of the results of such tests. (10 U.S.C. 2399)

OPERATIONAL TEST CRITERIA — Expressions of the operational level of performance required of the military system to demonstrate operational effectiveness for given functions during each operational test. The expression consists of the function addressed, the basis for comparison, the performance required and the confidence level.

OPERATIONAL TEST READINESS REVIEW (OTRR) — A review to identify problems that may impact the conduct of an OT&E. The OTRRs are conducted to determine changes required in planning, resources, or testing necessary to proceed with the OT&E. Participants include the operational tester (chair), evaluator, material developer, user representative, logisticians, HQ DA staff elements, and others as necessary.

PARAMETER — A determining factor or characteristic. Usually related to performance in developing a system.

PERFORMANCE — Those operational and support characteristics of the system that allow it to effectively and efficiently perform its assigned mission over time. The support characteristics of the system include both supportability aspects of the design and the support elements necessary for system operation.

PILOT PRODUCTION — Production line normally established during first production phase to test new manufacturing methods and procedures. Usually funded by RDT&E until the line is proven.

POST-PRODUCTION TESTING — Testing conducted to assure that materiel that is reworked, repaired, renovated, rebuilt or overhauled after initial issue and deployment conforms to specified quality, reliability, safety and operational performance standards. Included in post-production tests are surveillance tests, stockpile reliability, and reconditioning tests.

PREPLANNED PRODUCT IMPROVEMENT (P³I) — Planned future evolutionary improvement of developmental systems for which design considerations are effected during development to enhance future application of projected technology. Includes improvements planned for ongoing systems that go beyond the current performance envelope to achieve a needed operational capability.

PRE-PRODUCTION PROTOTYPE — An article in final form employing standard parts, representative of articles to be produced subsequently in a production line.

PRE-PRODUCTION QUALIFICATION TEST — The formal contractual tests that ensure design integrity over the specified operational and environmental range. These tests usually use prototype or pre-production hardware fabricated to the proposed production design specifications and drawings. Such tests include contractual reliability and maintainability (R&M) demonstrations tests required prior to production release.

PROBABILITY OF KILL (Pk) — The lethality of a weapon system. Generally refers to armaments. (e.g., missiles, ordnance, etc.). Usually the statistical probability that the weapon will detonate close enough to the target with enough effectiveness to disable the target.

PRODUCT IMPROVEMENT (PI) — Effort to incorporate a configuration change involving engineering and testing effort on end items and depot repairable components, or changes on other than developmental items to increase system or combat effectiveness or extend useful military life. Usually results from feedback from the users.

PRODUCTION ACCEPTANCE TEST AND EVALUATION (PAT&E) — Test and evaluation of production items to demonstrate that items procured fulfill requirements and specifications of the procuring contract or agreements.

PRODUCTION ARTICLE — The end item under initial or full rate production.

PRODUCTION PROVEOUT — A technical test conducted prior to production testing with prototype hardware to determine the most appropriate design alternative. This testing may also provide data on safety, the achievability of critical system technical characteristics, refinement and ruggedization of hardware configurations, and determination of technical risks.

PRODUCTION QUALIFICATION TEST (PQT) — A technical test completed prior to the full rate production decision to ensure the effectiveness of the manufacturing process, equipment, and procedures. This testing also serves the purpose of providing data for the independent evaluation required for materiel release so that the evaluator can address the adequacy of the materiel with respect to the stated requirements. These tests are conducted on a number of samples taken at random from the first production lot, and are repeated if the process or design is changed significantly, and when a second or alternative source is brought on-line.

PROGRAM MANAGER (PM) — A military or civilian official who is responsible for managing, through IPTs, an acquisition program.

PROTOTYPE — An original or model on which a later system/item is formed or based. Early prototypes may be built during early design stages and tested prior to advancing to advanced engineering. Selected prototyping may evolve into an engineering development model (EDM), as required to identify and resolve specific design and manufacturing risks in that phase or in support of P³I or evolutionary acquisition (EA).

QUALIFICATIONS TESTING — Simulates defined operational environmental conditions with a predetermined safety factor, the results indicating whether a given design can perform its function within the simulated operational environment of a system.

QUALITY ASSURANCE (QA) — A planned and systematic pattern of all actions necessary to provide confidence that adequate technical requirements are established, that products and services conform to established technical requirements, and that satisfactory performance is achieved.

REALISTIC TEST ENVIRONMENT — The conditions under which the system is expected to be operated and maintained, including the natural weather and climatic conditions, terrain effects, battlefield disturbances, and enemy threat conditions.

RELIABILITY — The ability of a system and its parts to perform the mission without failure, degradation, or demand on the support system. (See Mean Time Between Failure (MTBF).)

REQUIRED OPERATIONAL CHARACTERISTICS — System parameters that are primary indicators of the system's capability to be employed to perform the required mission functions, and to be supported.

REQUIRED TECHNICAL CHARACTERISTICS — System parameters selected as primary indicators of achievement of engineering goals. These need not be direct measures of, but should always relate to, the system's capability to perform the required mission functions, and to be supported.

RESEARCH — 1. Systematic inquiry into a subject in order to discover or revise facts, theories, etc., to investigate. 2. Means of developing new technology for potential use in defense systems.

RISK — A measure of the inability to achieve program objectives within defined cost and schedule constraints. Risk is associated with all aspects of the program, e.g., threat, technology, design processes, work breakdown structure (WBS) elements, etc. It has two components:

1. The probability of failing to achieve a particular outcome; and
2. The consequences of failing to achieve that outcome.

RISK ASSESSMENT — The process of identifying program risks within risk areas and critical technical processes, analyzing them for their consequences and probabilities of occurrence, and prioritizing them for handling.

RISK MONITORING — A process that systematically tracks and evaluates the performance of risk items against established metrics throughout the acquisition process and develops further risk reduction handling options as appropriate.

SAFETY — The application of engineering and management principles, criteria, and techniques to optimize safety within the constraints of operational effectiveness, time, and cost throughout all phases of the system life cycle.

SAFETY/HEALTH VERIFICATION — The development of data used to evaluate the safety and health features of a system to determine its acceptability. This is done primarily during DT&E and user or OT&E and supplemented by analysis and independent evaluations.

SAFETY RELEASE — A formal document issued to a user test organization before any hands-on use or maintenance by personnel. The safety release indicates the system is safe for use and maintenance by typical user personnel and describes the system safety analyses. Operational limits and precautions are included. The test agency uses the data to integrate safety into test controls and procedures and to determine if the test objectives can be met within these limits.

SELECTED ACQUISITION REPORT — Standard, comprehensive, summary status reports on MDAPs (ACAT I) required for periodic submission to the Congress. They include key cost, schedule, and technical information.

SIMULATION — A simulation is a method for implementing a model. It is the process of conducting experiments with a model for the purpose of understanding the behavior of the system modeled under selected conditions or of evaluating various strategies for the operation of the system within the limits imposed by developmental or operational criteria. Simulation may include the use of analog or digital devices, laboratory models, or “test bed” sites. Simulations are usually programmed for solution on a computer; however, in the broadest sense, military exercises, and war games are also simulations.

SIMULATOR — A generic term used to describe equipment used to represent weapon systems in development testing, operational testing, and training, e.g., a threat simulator has one or more characteristics which, when detected by human senses or man-made sensors, provide the appearance of an actual threat weapon system with a prescribed degree of fidelity.

SPECIFICATION — A document used in development and procurement which describes the technical requirements for items, materials, and services, including the procedures by which it will be determined that the requirements have been met. Specifications may be unique to a specific program (program-peculiar) or they may be common to several applications (general in nature).

SUBTEST — An element of a test program. A subset is a test conducted for a specific purpose (e.g., rain, dust, transportability, missile firing, fording).

SURVIVABILITY — Survivability is the capability of a system and its crew to avoid or withstand a man-made hostile environment without suffering an abortive impairment of its ability to accomplish its designated mission.

SUSCEPTIBILITY — The degree to which a device, equipment, or weapon system is open to effective attack due to one or more inherent weaknesses. Susceptibility is a function of operational tactics, countermeasures, probability of enemy fielding a threat, etc. Susceptibility is considered a subset of survivability.

SYSTEM — 1. The organization of hardware, software, material, facilities, personnel, data, and services needed to perform a designated function with specified results, such as the gathering of specified data, its processing, and delivery to users. 2. A combination of two or more interrelated equipment's (sets) arranged in a functional package to perform an operational function or to satisfy a requirement.

SYSTEM ENGINEERING, DEFENSE — A comprehensive, iterative technical management process that includes translating operational requirements into configured systems, integrating the technical inputs of the entire design team, managing interfaces, characterizing and managing technical risk, transitioning technology from the technology base into program specific efforts, and verifying that designs meet operational needs. It is a life cycle activity that demands a concurrent approach to both product and process development.

SYSTEM ENGINEERING PROCESS — A logical sequence of activities and decisions transforming an operational need into a description of system performance parameters and a preferred system configuration.

SYSTEM SPECIFICATION — States all necessary functional requirements of a system in terms of technical performance and mission requirements, including test provisions to assure that all requirements are achieved. Essential physical constraints are included. System specifications state the technical and mission requirements of the system as an entity.

SYSTEM THREAT ASSESSMENT (STA) — Describes the threat to be countered and the projected threat environment. The threat information must be validated by the Defense Intelligence Agency (DIA) programs reviewed by the DAB.

TECHNICAL EVALUATION — The study, investigations, or T&E by a developing agency to determine the technical suitability of materiel, equipment, or a system, for use in the military services. (See Development Test and Evaluation (DT&E), Navy.)

TECHNICAL FEASIBILITY TEST — A technical test conducted during concept assessment or early in engineering design (under the Army Streamlined Acquisition Process) to assist in determining safety and establishing system performance specifications and feasibility.

TECHNICAL PERFORMANCE MEASUREMENT (TPM) — Describes all the activities undertaken by the government to obtain design status beyond that treating schedule and cost. A TPM manager is defined as the product design assessment which estimates, through tests the values of essential performance parameters of the current design of the WBS product elements. It forecasts the values to be achieved through the planned technical program effort, measures differences between achieved values and those allocated to the product element by the system engineering process, and determines the impact of these differences on system effectiveness.

TECHNICAL TESTER — The command or agency that plans, conducts and reports the results of Army technical testing. Associated contractors may perform development testing on behalf of the command or agency.

TECHNICAL TESTS — A generic Army term for testing that gathers technical data during development testing, technical feasibility testing, qualification testing, joint development testing and contractor/foreign testing. Soldier operator-maintainer T&E personnel are used during technical testing when appropriate.

TEST — Any program or procedure which is designed to obtain, verify, or provide data for the evaluation of R&D (other than laboratory experiments); progress in accomplishing development objectives; or performance and operational capability of systems, subsystems, components, and equipment items.

TEST AND EVALUATION (T&E) — Process by which a system or components provide information regarding risk and risk mitigation and empirical data to validate models and simulations. T&E permit, as assessment of the attainment of technical performance, specifications and system maturity to determine whether systems are operationally effective, suitable and survivable for intended use. There are two general types of T&E-Developmental (DT&E) and Operational (OT&E). (See Operational Test and Evaluation (OT&E), Initial Operational Test and Evaluation (IOT&E), and Developmental Test and Evaluation (DT&E).)

TEST AND EVALUATION MASTER PLAN — Documents the overall structure and objectives of the T&E program. It provides a framework within which to generate detailed T&E plans and it documents schedule and resource implications associated with the T&E program. The TEMP identifies the necessary DT&E, OT&E, and LFT&E activities. It relates program schedule, test management strategy and structure, and required resources to: COIs; critical technical parameters; objectives and thresholds documented in the ORD; evaluation criteria; and (5) milestone decision points. For multi-Service or joint programs, a single integrated TEMP is required. Component-unique content requirements, particularly evaluation criteria associated with COIs, can be addressed in a component-prepared annex to the basic TEMP. (See Capstone TEMP.)

TEST BED — A system representation consisting of actual hardware and/or software and computer models or prototype hardware and/or software.

TEST CRITERIA — Standards by which test results and outcome are judged.

TEST DESIGN PLAN — A statement of the conditions under which the test is to be conducted, the data required from the test and the data handling required to relate the data results to the test conditions.

TEST INSTRUMENTATION — Test instrumentation is scientific, automated data processing equipment (ADPE), or technical equipment used to measure, sense, record, transmit, process or display data during tests, evaluations or examination of materiel, training concepts or tactical doctrine. Audio-visual is included as instrumentation when used to support Army testing.

TEST RESOURCES — A collective term that encompasses all elements necessary to plan, conduct and collect/analyze data from a test event or program. Elements include test funding and support manpower (including TDY costs), test assets (or units under test), test asset support equipment, technical data, simulation models, test beds, threat simulators, surrogates and replicas, special instrumentation peculiar to a given test asset or test event, targets, tracking and data acquisition, instrumentation, equipment for data reduction, communications, meteorology, utilities, photography, calibration, security, recovery, maintenance and repair, frequency management and control, and base/facility support services.

THREAT — The sum of the potential strengths, capabilities, and strategic objectives of any adversary that can limit or negate U.S. mission accomplishment or reduce force, system, or equipment effectiveness.

THRESHOLDS — The minimum acceptable value which, in the user's judgment, is necessary to satisfy the need. If threshold values are not achieved, program performance is seriously degraded, the program may be too costly, or the program may no longer be viable.

TRANSPORTABILITY — The capability of materiel to be moved by towing, self-propulsion, or carrier through any means, such as railways, highways, waterways, pipelines, oceans, and airways. (Full consideration of available and projected transportation assets, mobility plans and schedules, and the impact of system equipment and support items on the strategic mobility of operating military forces is required to achieve this capability.)

UNKNOWN-UNKNOWN(S) (UNK(s)) — Future situation impossible to plan or predict.

USER — An operational command or agency that receives or benefits from the acquired system. Commanders-in-Chief (CINCs) and the Services are the users. There may be more than one user for a system. The Services are seen as users for systems required to organize, equip, and train forces for the CINCs of the unified command.

USER FRIENDLY — Primarily a term used in automated data processing (ADP), it connotes a machine (hardware) or program (software) that are compatible with a person's ability to operate them successfully and easily.

USER REPRESENTATIVES — A command or agency that has been formally designated by proper authority to represent single or multiple users in the requirements and acquisition process. The Services and the Service components of the CINCs are normally the user representative. There should be only one user representative for a system.

VALIDATION — 1. The process by which the contractor (or as otherwise directed by the DoD component procuring activity) tests a publication/technical manual (TM) for technical accuracy and adequacy. 2. The procedure of comparing input and output against an edited file and evaluating the result of the comparison by means of a decision table established as a standard.

VARIANCE (Statistical) — A measure of the degree of spread among a set of values; a measure of the tendency of individual values to vary from the mean value. It is computed by subtracting the mean value from each value, squaring each of these differences, summing these results, and dividing this sum by the number of values in order to obtain the arithmetic mean of these squares.

VULNERABILITY — The characteristics of a system that cause it to suffer a definite degradation (loss or reduction of capability to perform the designated mission) as a result of having been subjected to a certain (defined) level of effects in an unnatural (man-made) hostile environment. Vulnerability is considered a subset of survivability.

WORK BREAKDOWN STRUCTURE (WBS) — An organized method to break down a project into logical subdivisions or subprojects at lower and lower levels of details. It is very useful in organizing a project.

WORKING-LEVEL INTEGRATED PRODUCT TEAM (WIPT) — Team of representatives from all appropriate functional disciplines working together to build successful and balanced programs, identify and resolve issues, and make sound and timely decisions. WIPTs may include members from both government and industry, including program contractors and subcontractors. A committee, which includes non-government representatives, to provide an industry view, would be an advisory committee covered by Federal Advisory Committee Act (FACA) and must follow the procedures of that Act.

APPENDIX C

TEST-RELATED DATA

ITEM DESCRIPTIONS

Extracted from DoD 5010.12-L,
Acquisition Management System and
Data Requirement Control List (AMSDL)

Acceptance Test Plan	DI-QCIC-80154, 80553
Airborne Sound Measurements Test Report	DI-HFAC-80272
Airframe Rigidity Test Report	DI-T-30734
Ammunition Test Expenditure Report	DI-MISC-80060
Armor Material Test Reports	DI-MISC-80073
Ballistic Acceptance Test Report	DI-MISC-80246
C.P. Propeller Test Agenda	UDI-T-23737
Coordinated Test Plan	DI-MGMT-80937
Corrosion Testing Reports	DI-MFFP-80108
Damage Tolerance Test Results Reports	DI-T-30725
Demonstration Test	
Plan	DI-QCIC-80775
Report	DI-QCIC-80774
Directed Energy Survivability Test Plan	DI-R-1786
Durability Test Results Report	DI-T-30726
Electromagnetic Compatibility Test Plan	DI-T-3704B
Electromagnetic Interference Test	
Plan	DI-EMCS-80201
Report	DI-EMCS-80200
Electrostatic Discharge Sensitivity Test Report	DI-RELI-80670
Emission Control (EMCON) Test Report	DI-R-2059
Endurance Test (EMCS) Failure Reports	DI-ATTS-80366
Engineer Design Test Plan	DI-MGMT-80688
Environmental Design Test Plan	DI-ENVR-80861
Environmental Test Report	DI-ENVR-80863
Equipment Test Plan (Nonsystem)	DI-T-3709A
Factory Test	
Plan	DI-QCIC-80153
EMCS Plan	DI-ATTS-80360
EMCS Procedures	DI-ATTS-80361
EMCS Reports	DI-ATTS-80362
First Article Qualification Test Plan	DI-T-5315A

Flight Flutter Test Report	DI-T-30733
Flutter Model Test Report	DI-T-30732
Hardware Diagnostic Test System Development Plan	DI-ATTS-80005
High-Impact Shock Test Procedures	DI-ENVR-80709
Hull Test Results (Boats) Report	UDI-T-23718
Human Engineering Test Plan	DI-HFAC-80743
Report	DI-HFAC-80744
Inspection and Test Plan	DI-QCIC-81110
Installation Test Plan	DI-QCIC-80155
Procedures	DI-QCIC-80511
Report	DI-QCIC-80140, 80512
Integrated Circuit Test Documentation	DI-ATTS-80888
Maintainability/Testability Demonstration Test Plan	DI-MNTY-80831
Report	DI-MNTY-80832
Maintenance Training Equipment Test Outlines	DI-H-6129A
Master Test Plan/Program Test Plan	DI-T-30714
NBC Contamination Survivability Test Plan	DI-R-1779
Nuclear Survivability Test Plan	DI-NUOR-80928
Report	DI-NUOR-80929
Packaging Test Plan	DI-PACK-80456
Report	DI-PACK-80457
Part, Component, or Subsystem Test Plan(s)	DI-MISC-80759
Parts (Non-standard) Test Data Report	DI-MISC-81058
Parts Qualification Test Plan	DI-T-5477A
Performance Oriented Packaging Test Report	DI-PACK-81059
Production Test Plan	DI-MNTY-80173
Report	DI-NDTI-80492
Quality Conformance Test Procedures	DI-RELI-80322
Radar Spectrum Management (RSM) Test Plan	DI-MISC-81113
Randomizer Test Report	DI-NDTI-80884
Reliability Test Plan	DI-RELI-80250
Procedures	DI-RELI-80251
Reports	DI-RELI-80252

Research and Development Test and Acceptance Plan	DI-T-30744
Rough Handling Test Report	DI-T-5144C
Ship Acceptance Test (SAT)	
Schedule	DI-T-23959B
Report	DI-T-23190A
Shipboard Industrial Test Procedures	DI-QCIC-80206
Shock Test	
Extension Request	DI-ENVR-80706
Report	DI-ENVR-80708
Software General Unit Test Plan	DI-MCCR-80307
Software Test	
Description	DI-MCCR-80015A
Plan	DI-MCCR-80014A
Procedures	DI-MCCR-80310
Report	DI-MCCR-80017A, 80311
Software System	
Devel Test and Eval Plan	DI-MCCR-80309
Integration and Test Plan	DI-MCCR-80308
Sound Test Failure Notif and Recomm	DI-HFAC-80271
Special Test Equipment Plan	DI-T-30702
Spectrum Signature Test Plan	DI-R-2068
Static Test	
Plan	DI-T-21463A
Reports	DI-T-21464A
Structureborne Vibration Accel Measurement Test	DI-HFAC-80274
Superimposed Load Test Report	DI-T-5463A
Tempest Test	
Request	DI-EMCS-80218
Plan	DI-T-1912A
Test Change Proposal	DI-T-26391B
Test Elements List	DI-QCIC-80204
Test Facility Requirements Document (TFRD)	DI-FACR-80810
Test Package	DI-ILSS-81085
Test	
Plan	DI-NDTI-80566
Plans/Procedures	DI-NDTI-80808
Procedure	DI-NDTI-80603
Procedures	UDI-T-23732B
Test Plan Documentation for AIS	DI-IPSC-80697

Test Program	
Documentation (TPD)	DI-ATTS-80284
Integration Logbook	DI-ATTS-80281
TPS and OTPS Acceptance Test	
Procedures (ATPS)	DI-ATTS-80282A
Report (ATR)	DI-ATTS-80283A
Test Reports	DI-NDTI-80809A, DI-MISC-80653
Test Requirements Document	DI-T-2181, DI-ATTS-80002, 80041
Test Scheduling Report	DI-MISC-80761
Testability	
Program Plan	DI-T-7198
Analysis Report	DI-T-7199
Trainer Test Procedures and Results Report	DI-T-25594C
Vibration and Noise Test Reports	DI-T-30735
Vibration Testing	
Extension	UDI-T-23752
Report	UDI-T-23762
Welding Procedure Qualification Test Report	DI-MISC-80876

APPENDIX D

BIBLIOGRAPHY

DEPARTMENT OF DEFENSE DIRECTIVES (DoDD): Many of the references used in the first edition were cancelled and their intent incorporated in the 5000 series documents issued 23 October 2000 and implementing service documents.

1. DoDD 3200.11, Major Range and Test Facility Base
2. DoD 3200.11-D, Major Range and Test Facility Base Summary of Capabilities
3. **(Cancelled)** DoDD 4245.6, Defense Production Management
4. **(Cancelled)** DoDD 4245.7, Transition from Development to Production
5. DoDD 5000.1, The Defense Acquisition System
6. **(Cancelled)** DoDD 5000.3, Test and Evaluation
7. **(Cancelled)** DoDD 5000.37, Acquisition and Distribution of Commercial Products
8. **(Cancelled)** DoDD 5000.38, Production Readiness Reviews
9. **(Cancelled)** DoDD 5000.30, Acquisition and Management of Integrated Logistic Support for Systems and Equipment
10. DoDD 5010.8, Value Engineering Program
11. DoDD 5105.31, Defense Nuclear Agency
12. DoDD 5134.1, USD(AT&L)
13. DoDD 5141.2, Director of Operational Test and Evaluation
14. DoDD 5160.5, Responsibilities for Research, Development, and Acquisition of Chemical Weapons and Chemical and Biological Defense

DEPARTMENT OF DEFENSE INSTRUCTIONS

15. **(Cancelled)** DoDI 4245.4, Acquisition of Nuclear-Survivable Systems
16. DoDI 5000.2, Operation of the Defense Acquisition System

17. **(Cancelled)** DoDI 5000.38, Production Readiness Reviews
18. DoDI 5030.55, Joint AEC-DoD Nuclear Weapons Development Procedures
19. **(Cancelled)** DoDI 7000.10, Contractor Cost Performance

DEPARTMENT OF DEFENSE GUIDES/MANUALS

20. DoD 4245.7-M, Transition from Development to Production
- 21.A. **(Cancelled)** DoD 5000.3-M-1, Test and Evaluation Master Plan (TEMP) Guidelines
- 21.B. DoD 5000.3-M-2, Foreign Weapons Evaluation Program and NATO
Comparative Test Program Procedures Manual
22. **(Cancelled)** DoD 5000.3-M-3, Software Test and Evaluation Manual

DEPARTMENT OF DEFENSE STANDARDS

23. DoD-STD-2167, Defense System Software Development
24. DoD-STD-2168, Defense System Software Quality Program

MILITARY STANDARDS

25. MIL-STD-480, Configuration Control – Engineering Changes, Deviations, and Waivers
26. MIL-STD-483 (USAF), Configuration Management Practices for Systems,
Equipment, Munitions and Computer Software
27. MIL-STD-490, Specification Practices
28. MIL-STD-499A (USAF), Engineering Management Practices
29. MIL-STD-1388-1A, Logistic Support Analysis
30. MIL-STD-1512A, Technical Reviews and Audits for Systems, Equipment, and
Computer Programs
31. MIL-STD-1528, Manufacturing Master Plan

MILITARY HANDBOOKS

32. Joint Test Director's Handbook (Draft)

OTHER MILITARY DOCUMENTS

33. Test and Evaluation in the United States Department of Defense, Office of the Under Secretary of Defense for Research and Engineering (Director, Defense Test and Evaluation), August 1983
34. Statement by Mr. James F. O'Bryon, Assistant Deputy Under Secretary of Defense (Live Fire Test) before the Acquisition Policy Panel of the House Armed Services Committee, September 10, 1987
35. Memorandum of Agreement of Multi-Service OT&E and Joint T&E, with changes
36. Joint Test and Evaluation Procedures Manual, (Draft), Office of the Deputy Under Secretary for Research and Engineering (Test and Evaluation), October 1986
37. Live Fire Test and Evaluation Planning Guide, Office of the Deputy Director, Test and Evaluation (Live Fire Test), June 1989
38. Joint Logistics Commanders Guidance for the Use of an Evolutionary Acquisition (EA) Strategy in Acquiring Command and Control (C²) Systems, Defense Systems Management College, March 1987
39. Concept and Approach for a Joint Test and Evaluation of US Chemical Warfare Retaliatory Capabilities, JCHEM Joint Test Force, AD #B088340, February 1984
40. FY88 Report of the Secretary of Defense to the Congress
41. Report of Task Force on Test and Evaluation, Defense Science Board, April 1, 1974
42. Solving the Risk Equation in Transitioning from Development to Production, Defense Science Board Task Force Report, May 25, 1983 (later published as DoD Manual 4245.7)
43. Risk Management as a Means of Direction and Control, Program Manager's Notebook, Fact Sheet Number 4.5, Defense Systems Management College, June 1992
44. Joint Logistics Commanders Guide for the Management of Joint Service Programs, Defense Systems Management College, 1987
45. Systems Engineering Management Guide, Second Edition, Defense Systems Management College, 1990

46. Integrated Logistics Support Guide, First Edition, Defense Systems Management College, May 1986
47. Joint Logistics Commanders Guide for the Management of Multinational Programs, Defense Systems Management College, 1987
48. Defense Manufacturing Management Course, Defense Systems Management College
49. DVAL Methodology — Methodology Overview/Executive Summary, Data Link Vulnerability Analysis Joint Test Force, November 1984

ARMY DOCUMENTS

50. AR 10-4, US Army Operational Test and Evaluation Agency
51. AR 10-11, US Army Materiel Development and Readiness Command
52. AR 10-41, US Army Training and Doctrine Command
53. AR 10-42, US Armed Forces Command
54. AR 70-24, Special Procedures Pertaining to Nuclear Weapons System Development
55. AR 70-60, Nuclear Survivability of Army Materiel
56. AR 70-71, Nuclear, Biological, and Chemical Contamination Survivability of Army Materiel
57. AR 71-1, System Acquisition Policy and Procedures
58. AR 71-3, Force Development User Testing
59. AR 73-1, Test and Evaluation Policy
60. AR 700-127, Integrated Logistic Support
61. DA PAM 73-1, Test and Evaluation Guide
62. DA PAM 700-50, Integrated Logistic Support: Developmental Supportability Test and Evaluation Guide
63. AMC Plan 70-2, AMC-TRADOC Materiel Acquisition Handbook
64. TECOM PAM 310-4, Index of Test Operations Procedures and International Test Operations Procedures

65. USAOTEA Operational Test and Evaluation Guide, Special Supplement, Continuous Comprehensive Evaluation Planning for Nuclear Hardness and Survivability Test and Evaluation (Draft)

NAVY DOCUMENTS

66. SECNAVINST 5000.1B, System Acquisition
67. SECNAVINST 5000.39, USN Acquisition and Management of ILS Systems and Equipment
68. SECNAVINST 5000.42C, RDT&E Acquisition Procedures
69. SECNAVINST 5430.67A, Assignment of Responsibilities for Research, Development, Test and Evaluation
70. OPNAVINST 3070.1A, Operations Security
71. **(Cancelled)** OPNAVINST 3960.10C, Test and Evaluation (Draft)
72. OPNAVINST 5000.49, ILS in the Acquisition Process
73. OPNAVINST 5440.47F, Mission and Functions of Operational Test and Evaluation Force (OPTEVFOR)
74. NAVMATINST 3960, Test and Evaluation
75. COMOPTEVFORINST 3960.1D, Operational Test Director's Guide
76. NAVSO P-2457, RDT&E/Acquisition Management Guide, 10th Edition
77. COMOPTEVFOR, Project Analysis Guide
78. COMOPTEVFOR, AD Number AD124168, Operational Test Director Guide

AIR FORCE DOCUMENTS

79. AFR 23-36, Air Force Operational Test and Evaluation Center (AFOTEC)
80. AFR 55-30, Operations Security
81. AFR 55-43, Management of Operational Test and Evaluation
82. **(Cancelled)** AFR 80-14, Test and Evaluation

83. AFR 80-38, Management of the Air Force Systems Survivability Program
84. AFR 800-2, Acquisition Program Management
85. AFR 800-8, Integrated Logistic Support (ILS) Program
86. CAFSCR 550-15, Statistical Process Control
87. AFSCR 550-13, Producibility
88. AFOTEC Regulation 23-1, Organization and Functions Air Force Operational Test and Evaluation Center (AFOTEC)
89. AFOTEC, Nuclear Survivability Handbook for Air Force OT&E
90. AFOTEC, Electronic Warfare Operational Test and Evaluation
91. AFLC Pamphlet 800-34, ACQ Logistic Management
92. Rome Air Development Center, Standard Procedures for Air Force Operational Test and Evaluation

MARINE CORPS DOCUMENTS

93. MCO 3960.2, Marine Corps Operational Test and Evaluation Activity (MCOTEA); establishment of, with changes
94. MCO 5000.11B, Testing and Evaluation of Systems and Equipment for the Marine Corps

OTHER GOVERNMENT DOCUMENTS

95. Public Law 99-661, National Defense Authorization Act for Fiscal Year 1987
96. Public Law 92-156
97. Public Law 98-94
98. GAO/PEMD-87-17, Live Fire Testing: Evaluating DoD's Programs
99. GAO/NSIAD-87-57, Operational Test and Evaluation Can Contribute More to Decision-Making
100. GAO/PEMD-86-12BR, Bigeye Bomb: An Evaluation of DoD's Chemical and Developmental Tests

101. GAO/PSAD-79-86, Review of Military Services Development Test and Evaluation of Six Weapon Systems Totaling an Estimated \$12 Billion in Development and Procurement Costs
102. GAO/PSAD-78-102, Operational Testing of Air Force Systems Requires Several Improvements
103. Memorandum of Understanding Among the Governments of the French Republic, the Federal Republic of Germany, the United Kingdom of Great Britain and Northern Ireland, and the United States of America Relating to the Mutual Acceptance of Test and Evaluation for the Reciprocal Procurement of Defense Equipment
104. Director, Defense Test and Evaluation Memorandum of August 2, 1983; Response of Admiral Isham Linder, Director, Test and Evaluation to Supplemental Questions posed by the Senate Governmental Affairs Committee
105. Hearing before the Senate Committee on Governmental Affairs, June 23, 1983

OTHER REFERENCES

106. Anderson, J.E., "Towards the Goal of Improving MIL-STD Testing," Defense Systems Management Journal, Vol. 12, Number 2, pp 30-34, April 1976
107. The BDM Corporation, "Application of Simulations to the OT&E Process," May 1974
108. Bolino, John V., "Software T&E in the Department of Defense"
109. The BDM Corporation, "Functional Description of the Acquisition Test and Evaluation Process," July 8, 1983
110. Hoivik, Thomas H., "The Navy Test and Evaluation Process in Major Systems Acquisition," DTIC Accession Number AD A035935, November 1976
111. Johnson, Larry H., "Contractor Testing and the Army Test and Evaluation Master Plan for Full Engineering Development," Defense Systems Management College, Fort Belvoir, Virginia, 1983
112. Rhoads, D.I., "Systems Engineering Guide for Management of Software Acquisition," pages IV-1 through IV-23, Defense Systems Management College, Fort Belvoir, Virginia, 1983
113. The MITRE Corporation, "Software Reporting Metrics," November 1985
114. Stevens, Roger T., John Wiley & Sons, New York, "Operational Test and Evaluation Process: A Systems Engineering," 1979, pp 49-56

115. International Test and Evaluation Association, "Test and Evaluation of Command and Control Systems Developed Evolutionary Acquisition," May 1987
116. Mann, Greg A., LTC, Air University Press, Maxwell AFB, Alabama, "The Role of Simulation in Operational Test and Evaluation," Report AU-ARI-83-10, August 1983
117. Georgia Institute of Technology, "The Software Test and Evaluation Project"
118. Thomas, E.F., "Reliability Testing Pitfalls," Reliability and Maintainability Symposium, Vol. 7, Number 2, pp 78-85, 1974
119. Watt, Charles K., "The Role of Test Beds in C³I," AFCEA 35th Annual Convention, 15-17, June 1982
120. Willoughby, Willis J., "Reliability by Design, Not Chance," Defense Systems Management Journal, Vol. 12, Number 2, pp 12-18, April 1976

APPENDIX E

INDEX

	Page
Acquisition Decision Memorandum	5-3
Acquisition Process	2-1, 2-2
Air Force Acquisition Executive	3-9
Air Force Operational Test & Evaluation Center	3-11
Air Force DT&E Organization	3-9
Aircraft Systems T&E	25-1
Army Acquisition Executive	3-5
Army Operational Test & Evaluation Command	3-7
Army T&E Organization	3-6
Baseline Documentation	5-5
Chemical Weapons Testing	24-1
Combined and Concurrent Testing	9-1
Combining DT and OT	9-1
Command and Control System T&E	20-2, 25-10
Commercial Items TE	23-1
Concept Exploration Phase	2-2
Concurrent Testing	9-3
Configuration Change Control	8-7
Congressional Policy	3-1
Contractor Test Management	4-4, 4-6, 4-7, 4-8, 7-5
Contribution at Major Milestones	1-3, 12-1
Cost Associated with T&E	4-5, 15-2
Critical Operational Test Issues	11-4, 13-4
Data Sources	4-2, 12-4, 13-7
Design Evaluation/Verification Testing	4-6, 7-7
Design for Test	7-9, 7-10
Design Limit Testing	7-8
Design Reviews	2-10, 4-5, 8-1
Development T&E	6-1, 9-1
Development Testing	7-1
Contractor	7-5
Government	7-6
Limited Procurement Programs	7-9
Responsibilities	7-5
Support of Technical Reviews/Milestone Decisions	8-1
Test Program Integration	4-4, 7-6
Director, Operational Test and Evaluation	3-4
DoD Test Process	2-9
DT&E and the Review Process	8-1
Early Operational Assessments	1-5, 6-4, 11-2, 12-1, 12-3
EC/C ⁴ ISR Testing	20-1

End of Test Phase Report	5-11
Evaluation Agencies	3-4, 4-6, 11-2, 11-4, 13-9
Evaluation	13-1
Criteria	13-4
Development/Operational Test and Evaluation	13-7
Differences between T&E	13-1
Issues	13-4
Plan	5-7, 13-2
Planning	13-6
Process	13-1
Operational	13-9
Technical	13-9
Evolutionary Acquisition	16-2, 20-6
First Article Test	10-2
Follow-on Operational T&E	1-7, 6-7, 11-3, 12-6
Foreign Comparative Test Program	3-2, 3-4, 22-1
Formal Reviews	2-9, 2-10, 8-1
Systems Requirements Review	8-4
Systems Functional Review	8-4
Software Specification Review	8-4
Preliminary Design Review	8-4
Critical Design Review	8-6
Test Readiness Review	8-6
Formal Qualification Review	8-6
Production Readiness Review	8-7
Functional Configuration Audit	8-6
Hazardous Weapons Testing	24-1
Human Factors Evaluation	11-2, 19-4
Independent Verification and Validation	17-8
Initial OT&E	1-7, 2-2, 6-4, 6-7, 11-3, 12-5
Integrated Test Plan	7-6, 16-8, 20-1
Logistics Support Planning	19-1
Objectives	19-1
Logistics Support T&E	19-2
Data Collection and Analyses	13-6, 19-7
Limitations	19-7
Use of Results	19-7
Support Package	19-7
Integrated Test Approach	20-1
Introduction to Test & Evaluation Process	2-1
Issues, Critical	11-4, 13-4
Joint T&E	6-8
Laser Weapons, Testing	24-3
Life Cycle T&E	2-1, 2-4, 7-1, 12-1
Life Testing	7-7
Live Fire Test Guidelines	6-8, 6-9, 18-1, 18-3

Logistics T&E	19-1
Planning	19-2
Beyond Low Rate Initial Production Report	3-2, 3-5, 5-12, 10-3
Low Rate Initial Production	10-3
Major Range and Test Facility Base	3-4, 15-2
Marine Corps Acquisition Executive	3-11
Marine Corps DT&E Organization	3-11
Marine Corps Operational Test & Evaluation Agency	3-11
Missile System T&E	25-5
Major Milestone Reviews	1-3, 5-3
Matrix Analysis Techniques	13-7
NATO Comparative Test Program	22-2
Navy DT&E Organizations	3-7
Navy Operational Test & Evaluation Force	3-9
NDI Testing	23-1
Nondevelopment Items Definition	23-1
Nuclear Hardness T&E	6-10
Nuclear, Biological & Chemical Weapons T&E	6-9, 24-1
Objectives and Thresholds	2-7, 5-3, 13-5
Operational T&E	6-3, 7-3, 11-1
OPEVAL	11-3
OT&E to Support Milestone Decisions	12-1
OT&E Contractor Responsibilities	4-7, 4-8
OSD Oversight	3-2
Physical Configuration Audit	8-6
Policy, The Congress	3-1
OSD	3-2
Army	3-5
Navy	3-7
Air Force	3-9
Marine Corps	3-11
Planning Guidelines for Logistic T&E	19-1
Post Production T&E	1-7, 7-4, 10-3, 12-6
Production Qualification Tests	6-1, 10-2
Product Baseline and T&E	2-9, 5-5, 8-5
Production Acceptance Test & Evaluation	7-4, 10-3
Production Readiness Reviews	10-2, 10-5
Program Definition and Risk Reduction Phase	1-5, 2-2, 7-1, 12-3
Program Office Responsibility for T&E	4-1
Qualification Operational T&E	11-3
Qualification Testing	10-2
Quick-Look Report	5-9, 11-6
Realism during Testing	6-4, 1-5
Reliability, Availability & Maintainability Assessments	7-8, 19-5
Reliability Development Testing	7-8, 19-6
Reports	3-1, 5-9, 5-11, 11-6, 13-9, 18-6

Requirements Documentation	5-1
Resources	4-11, 15-1
Risk Management	1-1, 1-8, 2-7
Schedules Formulation	4-3, 16-4
Security and T&E	24-5
Service Resource	15-1
Planning	15-4
Service Test Facilities	6-1, 15-4
Army	15-4
Navy	15-5
Air Force	15-7
Ship System T&E	25-13
Simulation, Test, and Evaluation Process (STEP)	6-1, 14-7
Software Development Process	17-4
Software Life Cycle T&E	17-4
Space Systems Testing	7-9, 24-3
Specifications	4-6, 8-4
Surface Vehicle T&E	25-16
System Life Cycle	2-1
Systems Engineering Process	2-6
Technical Management Planning	2-7, 5-1
Technical Reviews and Audits	4-5, 8-1
Test Concepts, IOT&E	3-5, 11-5
Test and Evaluation Master Plan	3-4, 5-7, 15-1, 16-1
Test Design Plan	5-7
Test Funding	3-5, 4-5, 15-8
Technical Performance Measurement	2-7
Test Plan	5-9
Test Program Integration	7-6, 16-8, 20-1
Test Reports	3-1, 5-9, 11-6, 13-9, 18-6
Testing with Limitations	24-1
Thresholds	2-7, 5-3, 13-5
Transition to Production	10-3
Transition Planning	10-3
Testing during Transition	10-3
Test Resource Planning	15-1
Testing for Nuclear Hardness and Survivability	6-10, 18-6
TEMP Requirements	16-1
Upgrades, Enhancements, Modification T&E	1-7, 2-4, 4-10, 7-4, 12-6
Validity of Modeling and Simulation	14-4
Warranties, Impact on T&E	7-9

APPENDIX F

POINTS OF CONTACT FOR

SERVICE TEST AND EVALUATION COURSES

ARMY

Commander US Army Developmental Test Command
ATTN: CSTE-DTC
Aberdeen Proving Ground, MD 21005-5055

Commander US Army Logistics Management Group
ATTN: AMXMC-ACM-MA
Fort Lee, VA 23801-6048

Commander US Army Test Command
ATTN: CSTE-ZA
45-1 Ford Avenue
Alexandria, VA 22302

NAVY

Commander Space & Naval Warfare Systems Command
ATTN: Management Operations
National Center, Building 1
Washington, DC 20361

Commander Operational Test & Evaluation Force
ATTN: Dest 02B
Norfolk, VA 23511-6388

AIR FORCE

Commander Air Force Operational Test & Evaluation Center
ATTN: Asst. Director, Training
Building 20130
Kirtland Air Force Base, New Mexico 87117-7001

Commander Air Force Institute of Technology
ATTN: Student Operations
Wright-Patterson Air Force Base, OH 45433

OSD

Defense Test & Evaluation Professional Institute
Naval Air Warfare Center, Weapons Division
Code 02PI
Point Mugu, CA 93042

DAU PRESS WANTS TO HEAR FROM YOU!

Please rate this publication in various ways using the following scores:
4 – Excellent 3 – Good 2 – Fair 1 – Poor O – Does not apply

Name of this publication: **Test and Evaluation Management Guide**

This publication:

- A. _____ is easy to read.
- B. _____ has a pleasing design and format.
- C. _____ successfully addresses acquisition management and reform issues.
- D. _____ contributes to my knowledge of the subject areas.
- E. _____ contributes to my job effectiveness.
- F. _____ contributes to my subordinate's job effectiveness.
- G. _____ is useful to me in my career.
- H. _____ I look forward to receiving this publication.
- I. _____ I read all or most of this publication.
- J. _____ I recommend this publication to others in acquisition workforce.

How can we improve this publication? Provide any constructive criticism for us to consider for the future.

What other DAU publications do you read?

— — OPTIONAL — —

Name/Title _____

Company/Agency _____

Address _____

Work Phone () _____ DSN _____ FTS _____

Fax _____ Email _____

☐ Please mail me a brochure listing other DAU publications.

☐ Please send a free subscription to the following at the address above:

☐ *Acquisition Review Quarterly Journal* ☐ *Acquisition Reform Today Newsletter*

☐ *Program Manager Magazine*

Copy this form and fax it to DAU Press at (703) 805-2917.

